



Your Reliable Power Partner

Standard Switching Power Supply Manufacturer



2015
April

LRS Series

Page
8-9

35~350W Economical Low Profile Type

- 85~264VAC input for LRS-35~150F;
115/230VAC selectable by switch for LRS-150~350
- Miniature size and 1U low profile
- Low no load power consumption <0.2~0.75W
- Compliance to IEC/EN60335-1(PD3) and IEC/EN61558-1,-2-16 for household appliances (except for LRS-200/350)
- 3 years warranty



GST Series

Page
53-55

18~280W Industrial Adaptor

- 85~264VAC input
- No load power consumption <0.075~0.5W
- Energy efficiency Level VI
- Comply with EISA 2007/DoE, NRCAN, AU/NZ MEPS, EU ErP and CoC Version 5
- Fanless design with -30~+70°C working temperature
- 3 years warranty



RST-10000

Page
15

10000W High Power

- 3 ϕ 3-wire/ Δ 196~305VAC or 3 ϕ 4-wire/Y 340~530VAC
- Vo can be trimmed 20~120% ,
Io can be trimmed 20~100%
- Built-in current sharing up to 20000W (2 units)
- Output models:
24V/36V/48V
- 5 years warranty



SGA40/60

Page
56

40/60W Slim Industrial Adaptor

- 90~264VAC input
- No load power consumption <0.075~0.15W
- Energy efficiency Level VI
- Comply with EISA 2007/DoE, EU ErP
- Ultra slim, model width —
40W: 32mm
60W: 35mm
- 3 years warranty



EDR-75/120/150 NDR-75/120/240/480

Page
26-27

75~480W Slim Economical DIN Rail

- 90~264VAC input
- Model width —
75W: 32mm
120W/150W: 40mm
240W: 63mm
480W: 85.5mm
- EDR series: 2 years warranty
NDR series: 3 years warranty



GSM120B/160B/220B

Page
60

120~220W Medical Adaptor

- Suitable for BF application (2xMOPP)
- Class II (without earth Pin)
- No load power consumption <0.15W
- Energy efficiency Level VI
- Comply with EISA 2007/DoE, NRCAN, AU/NZ MEPS, EU ErP and meet CoC Version 5
- Low leakage current <100 μ A
- 3 years warranty



IRM-45/60-x ST

Page
45

45/60W AC/DC On Board Encapsulated Type

- 85~264VAC input
- No load power consumption <0.1W
- Miniature size, high power density
- Screw terminal I/O connection models for ST type
- Withstand 5G vibration
- 3 years warranty



HEP-100/150/185/ 240/320/600

Page
72-73

100~600W Harsh Environment Type

- 90~264VAC input
- High efficiency up to 96%
- Fanless design, -40~+70°C wide operating range, withstand 5G vibration, IP65/68 design, 6KV high surge immunity level
- Suitable for high dust/moisture/vibration, high/low temperature, or outdoor environment
- 5 years warranty



■ Enclosed Switching Power Supply

G3 Series	RS-15 / 25 / 35 / 50 / 75 / 100 / 150	2~3
	RD-35 / 50 / 65 / 85 / 125	
	RID-50 / 65 / 85 / 125, RT-50 / 65 / 85 / 125	
	RQ-50 / 65 / 85 / 125	
NE Series	NES-15 / 25 / 35 / 50 / 75 / 100 / 150	4~5
	NED-35 / 50 / 75 / 100, NET-35 / 50 / 75	
	NES-200, NES-350	
SE Series	SE-100, SE-200, SE-350, SE-450	6
	SE-600, SE-1000, SE-1500,	7
LRS Series	LRS-35, LRS-50, LRS-75, LRS-100	8
	LRS-150F, LRS-150, LRS-200, LRS-350	9
PFC Series	SP-75, SP-100, SP-150, SP-200, SP-240	10
	SP-320, SP-480, PSP-600, SP-750	11
	RSP-75, RSP-100, RSP-150, RSP-200	12
	RSP-320, RSP-500, RSP-750	13
	RSP-1000 / 1500 / 2000 / 2400 / 3000	14
	RST-5000, RST-10000, SPV-150 / 300 / 1500	15
	TP-75, TP-100, QP-100, TP-150,	16~17
	QP-150, QP-200, QP-320	
	HRP-75, HRP-100, HRP[G]-150, HRP[G]-200	18
	HRP[G]-300, HRP[G]-450, HRP[G]-600	19
MSP-100 / 200 / 300 / 450 / 600	20	
U-bracket	USP-150, USP-225, USP-350, USP-500	21
	MDR-10 / 20 / 40 / 60 / 100	22
DIN Series	DR-15, DR-30, DR-60, DR-100	23
	DR-45, DR-75, DR-120,	24
	DRP-240, DRP-480, DRP-480S	
	DRH-120, DRT-240, DRT-480, DRT-960	25
	EDR-75, EDR-120, EDR-150	26
	NDR-75, NDR-120, NDR-240, NDR-480	27
	SDR-75 / 120 / 240 / 480[P] / 960	28
	WDR-120, WDR-240, WDR-480	29
	TDR-960, DRA-40, DRA-60	30
	DR-RDN20, DR-UPS40	31

■ Open Frame Switching Power Supply

Medical Type	PM-05, PM-10, PM-15, PM-20	32
	NFM-05, NFM-10, NFM-15, NFM-20	33
	MPS-30, MPS / D / T-45	RSP-1600 34
	RPS / D / T-60, MPS / D / T-65	35
	RPS / D / T-75, RPS[G] / D / T-160	36
Industrial Type	MPS / D / T / Q-200, RPS-300	37
	PS-05, PS-15, PS-25, PD-25, PS-35	38
	PS-45, PD-45, PT-45, PT-4503 / 6503	39
	PS / PD / PT-65, RPD-65[C], RPT-65[C]	40
	PD-110, PPS-125, PPT-125	RCP-1600 41
	ASP-150, PPS-200, PID-250	42
	LPS-50 / 75 / 100, LPP-100 / 150	43
	IRM-05, IRM-10, IRM-15, IRM-20	44
	IRM-30 / 45 / 60-x[ST]	45
	EPS-15, EPS-25/35, EPS-45-x[C], EPS-65-x[C]	46
ELP-75-x[C], EPP-100, EPP-150, EPP-300	47	

■ External Switching Power Supply

Industrial Adaptor	GE12/18/24	Interchangeable AC Plug 48
	GS05E/U-USB, GS06E/U, GS12E/U, GS15A/B/E/U	49
	GS18A/B/E/U, GS25A/B/E/U, GS36E/U	50
	GS40A, GS60A, GS90A, GS120A	51
	GS160A, GS220A, GS280A	52
	GST18A/B/E/U, GST25A/B/E/U	53
	GST36B/E/U	
	GST40A, GST60A, GST90A, GST120A	54
	GST160A, GST220A, GST280A	55
	SGA40E/U, SGA60E/U, P25A/B, P50A	56

Medical Adaptor	GEM18I	Interchangeable AC Plug 2	Optional DC Plug List	57
	GSM06E/U, GSM18B/E/U, GSM25B/E/U, GSM36B/E/U			58
	GSM40A/B, GSM60A/B, GSM90B			59
	GSM120B, GSM160B, GSM220B			60
Moistureproof Adaptor	OWA-60E/U, OWA-90E/U			61
	OWA-120E/U			
Green Charger	GC30B/U/E, GC120 / 160 / 220 / 330			62
Charger	PA-120, PB-120			63
	ESC/P-120/240, PB-230, PB-300/360[P]			64
	PB-600/1000, HEP-600C	2/3/8 Stage Charging		65
19" Rack Power	RCP-1000, RCP-1U, RCP-MU,			66
	RCP-2000, RKP-1U, RKP-CMU1, RKP-1U-CMU1			67
Modular Series	MP450, MP650, MP1K0			68~69
	MS-75 / 150 / 210 / 300 / 360, MD-100			

■ Specific Purpose Power Supply

LED Sign Panel	ERP-350, HSN-200/300, NEL-200/300/400	70
	HSP-150 / 200 / 250 / 300, HDP-190 / 240	71
Harsh Environment	HEP-100, HEP-150, HEP-185	72
	HEP-240, HEP-320, HEP-600	73
	DRC-40, DRC-60, DRC-100	74
Security Series	PSC35-x[C], PSC60-x[C], PSC100-x[C], PSC160-x[C]	75
	ADS-55, AD-55, ADD-55,	76
	ADS-155, AD-155, ADD-155	
	SCP-35, SCP-50, SCP-75, IPC-250, IPC-300	77

■ DC/DC Converter

Module Type	SRS, SUS01	78
	SBT01, SFT01, DET01	79
	SPR01, SMU01, SMA01	80
	SPU02, SPU03, SPA02, SPB03, SPB05	81
	SCW03, DCW03, SCW05, DCW05	82
	SLW05, DLW05, SCW08, DCW08	83
	SKE10, DKE10, SCW12, DCW12	84
	SKM15, SKA15, DKA15	85
	SKE15, DKE15, SKA20, SKM30	86
	SDM30, DKA30, TKA30	87
	SKM50, SKA40, SKA60	88
	MHB75, MHB100	Heat Sink for MHB Series 89
	MHB150	90
On Board Type	NSD05	90
	NSD10-S, NSD10-D, NSD15-S, NSD15-D	91
	NID30, NID60	92
PCB Type	PSD-05, PSD-15	92
	PSD-30, PSD-45	93
Enclosed Type	SD-15, SD-25	93
	SD-50, SD-100, SD-150, SD-200	94
	SD-350, SD-500, SD-1000	RPB-1600 95
	RSD-100, RSD-150, RSD-200, RSD-300	96
Introduction	LED Power Family / Inverter Family	97


■ Accessories / Case Drawing

Case Drawing	Case 901 / 902 / 903 / 905 / 906 / 907	98
	Case 910A / 912 / 915A / 916(AB) / 920A / 926A	99
	Case 928A / 929A / 931A / 932A / 935A / 939A	100
	Case 940A / 941B / 943A / 946A / 952B / 971A	101
	Case 977A / 978A / 980A / 986A / 987A / 995A	102
	Case 206A / 207A / 238A / 239A / 240A / 241A	103
Accessories	DRL-01 / 02 / 03A, DRP-01 / 01A / 02 / 03 / 04	104
	MHS012 / 013 / 014 / 025 / 026 / 027	
	TBC-05 / 07 / 08 / 09	

	: New Announced		: Under Development
	: New Product within 1 Year		: Supplementary Information

Enclosed-G3 Series

High Reliability Miniature



■ Features

- No load power consumption <0.5W (RS-15~75)
- All using 105°C long life electrolytic capacitors
- Protections: Short circuit / Overload / Over voltage / Over Temp. (RS-15)
- Meet EMS EN50082-2/EN61000-6-2 heavy industry level (35~150W)
- Withstand 300VAC surge input for 5 sec.
- High operating temperature up to 70°C
- Withstand 5G vibration test
- Miniature size
- Long life and high reliability
- LED indicator for power on
- 100% full load burn-in test
- Suitable for critical applications
- 3 years warranty

■ General Specification (Please refer to www.meanwell.com for detail spec.)



Model No.	RS-15	RS-25	RS-35 RD-35	RS-50 RD / ID / T / Q-50	RS-75 RD / ID / T / Q-65	RS-100 RD / ID / T / Q-85	RS-150 RD / ID / T / Q-125	
AC input voltage range	85~264VAC, 120~370VDC	88~264VAC, 125~373VDC					115 / 230VAC by switch	
AC inrush current (max.)	Cold start, 65A at 230VAC	30A at 230VAC	36A at 230VAC	33A at 230VAC	40A at 230VAC			
DC adjustment range	±10% by potentiometer for single output; CH1 -5%~+10% by potentiometer for multiple output							
Overload protection	>105%, hiccup mode	110%~180%	110%~150% hiccup mode, auto-recovery (150% ~190% for RID-125-1205/2405)					
Over voltage protection	115%~135%, shut off	115%~135% rated output voltage, hiccup mode, auto-recovery						
Withstand voltage	I/P - O/P: 3kVAC, I/P - FG: 1.5kVAC, O/P - FG: 0.5kVAC, 1 minute							
Working temperature	-20~+70°C		-25~+70°C (refer to the derating curve for different models)					
Vibration	10~500Hz, 5G 10min. /1 cycle, period for 60 min. each along X, Y, Z axes							
Safety standards	UL60950-1, TUV EN60950-1 approved							
EMC standards	EN55022 class B, EN61000-3-2,3, EN61000-4-2,3,4,5,6,8,11, EN61000-6-2 (EN50082-2) (35~150W)							
Connection	Terminal block for input and output							
Dimension (LxWxH)(mm)	62.5x 51x 28	78x 51x 28	99x 82x 36	99x 97x 36	129x 97x 38	159x 97x 38	199x 98x 38	
Case No.	971A	931A	932A	905B	903	901C	902A	
Packing	108pcs /15.0kg	60pcs /13.0kg	45pcs /14.0kg	45pcs /19.5kg	30pcs /13.3kg	24pcs /15.4kg	20pcs /15kg	

■ 15W — Single Output

Model No.	Output	Tol.	R&N	Effi.
RS-15-3.3	3.3V, 0~3.0A	±3%	80mV	72%
RS-15-5	5V, 0~3.0A	±2%	80mV	77%
RS-15-12	12V, 0~1.3A	±1%	120mV	81%
RS-15-15	15V, 0~1.0A	±1%	120mV	81%
RS-15-24	24V, 0~0.625A	±1%	200mV	82%
RS-15-48	48V, 0~0.313A	±1%	200mV	82%

RS-50-15	15V, 0~3.4A	±1%	120mV	86.0%
RS-50-24	24V, 0~2.2A	±1%	120mV	88.0%
RS-50-48	48V, 0~1.1A	±1%	200mV	89.0%

■ 75W — Single Output

Model No.	Output	Tol.	R&N	Effi.
RS-75-3.3	3.3V, 0~15A	±3%	80mV	75.0%
RS-75-5	5V, 0~12A	±2%	80mV	79.0%
RS-75-12	12V, 0~6.0A	±1%	120mV	84.5%
RS-75-15	15V, 0~5.0A	±1%	120mV	86.0%
RS-75-24	24V, 0~3.2A	±1%	120mV	88.5%
RS-75-48	48V, 0~1.6A	±1%	200mV	89.5%

■ 25W — Single Output

Model No.	Output	Tol.	R&N	Effi.
RS-25-3.3	3.3V, 0~6.0A	±3%	80mV	73.5%
RS-25-5	5V, 0~5.0A	±2%	80mV	78.5%
RS-25-12	12V, 0~2.1A	±1%	120mV	81.5%
RS-25-15	15V, 0~1.7A	±1%	120mV	83.5%
RS-25-24	24V, 0~1.1A	±1%	120mV	86.0%
RS-25-48	48V, 0~0.57A	±1%	200mV	85.0%

■ 100W — Single Output

Model No.	Output	Tol.	R&N	Effi.
RS-100-3.3	3.3V, 0~20A	±3%	80mV	74%
RS-100-5	5V, 0~16A	±2%	80mV	77%
RS-100-12	12V, 0~8.5A	±1%	120mV	81%
RS-100-15	15V, 0~7.0A	±1%	120mV	82%
RS-100-24	24V, 0~4.5A	±1%	120mV	84%
RS-100-48	48V, 0~2.3A	±1%	200mV	84%

■ 35W — Single Output

Model No.	Output	Tol.	R&N	Effi.
RS-35-3.3	3.3V, 0~7.0A	±3%	80mV	76.5%
RS-35-5	5V, 0~7.0A	±2%	80mV	80.5%
RS-35-12	12V, 0~3.0A	±1%	120mV	84.5%
RS-35-15	15V, 0~2.4A	±1%	120mV	86.0%
RS-35-24	24V, 0~1.5A	±1%	120mV	88.0%
RS-35-48	48V, 0~0.8A	±1%	200mV	88.5%

■ 150W — Single Output

Model No.	Output	Tol.	R&N	Effi.
RS-150-3.3	3.3V, 0~30A	±3%	80mV	74%
RS-150-5	5V, 0~26A	±2%	80mV	78%
RS-150-12	12V, 0~12.5A	±1%	120mV	83%
RS-150-15	15V, 0~10A	±1%	120mV	84%
RS-150-24	24V, 0~6.5A	±1%	120mV	86%
RS-150-48	48V, 0~3.3A	±1%	200mV	87%

■ 50W — Single Output

Model No.	Output	Tol.	R&N	Effi.
RS-50-3.3	3.3V, 0~10A	±3%	80mV	78.0%
RS-50-5	5V, 0~10A	±2%	80mV	83.0%
RS-50-12	12V, 0~4.2A	±1%	120mV	84.5%

Enclosed-G3 Series



35W — Dual Output

Model No.	Output	Tol.	R&N	Effi.	Max.
RD-35A	5V, 0.3~4.0A	±2%	80mV	79%	32W
	12V, 0.2~1.0A	±6%	120mV		
RD-35B	5V, 0.3~4.0A	±2%	80mV	82%	35W
	24V, 0.2~1.3A	±5%	120mV		
RD-3513	13.5V, 0.3~2.0A	±4%	120mV	80%	35W
	-13.5V, 0.2~0.57A	±4%	120mV		

50W — Dual Output (Output isolated for RID-50A/B)

Model No.	Output	Tol.	R&N	Effi.	Max.
RD-50A	5V, 0.3~6.0A	±2%	80mV	79%	54W
	12V, 0.3~3.0A	±7%	120mV		
RD-50B	5V, 0.3~6.0A	±2%	80mV	80%	54W
	24V, 0.2~2.0A	+8%, -4%	120mV		

65W — Dual Output (Output isolated for RID-65A/B)

Model No.	Output	Tol.	R&N	Effi.	Max.
RD-65A	5V, 0.3~8.0A	±2%	80mV	79%	66W
	12V, 0.2~4.0A	±6%	120mV		
RD-65B	5V, 0.3~8.0A	±2%	80mV	78%	68W
	24V, 0.2~3.0A	+4%, -6%	150mV		

85W — Dual Output (Output isolated for RID-85A/B)

Model No.	Output	Tol.	R&N	Effi.	Max.
RD-85A	5V, 2.0~10A	±2%	80mV	78%	88W
	12V, 0.3~5.0A	±5%	120mV		
RD-85B	5V, 2.0~10A	±2%	80mV	80%	88W
	24V, 0.3~2.5A	±5%	120mV		

125W — Dual Output

Model No.	Output	Tol.	R&N	Effi.	Max.
RD-125A	5V, 2.0~15A	±5%	80mV	82%	131W
	12V, 0.5~10A	±7%	120mV		
RD-125B	5V, 2.0~10A	±5%	80mV	85%	133W
	24V, 0.4~5.0A	±7%	120mV		

125W — Dual Output (Output isolated for RID-125)

Model No.	Output	Tol.	R&N	Effi.	Max.
RD-125-1224	12V, 1.0~7.0A	±2%	120mV	85%	133W
	24V, 0.4~5.0A	+8%, -5%	200mV		
RD-125-2412	24V, 0.5~5.0A	±2%	200mV	85%	133W
	12V, 1.0~7.0A	±10%	120mV		
RD-125-1248	12V, 1.0~7.0A	±2%	120mV	86%	138W
	48V, 0.2~2.5A	+8%, -5%	240mV		
RD-125-4812	48V, 0.3~2.5A	±2%	240mV	86%	138W
	12V, 1.0~7.0A	±10%	120mV		
RD-125-2448	24V, 0.5~4.0A	±1%	200mV	86%	144W
	48V, 0.2~2.5A	±4%	240mV		
RD-125-4824	48V, 0.3~2.5A	±1%	240mV	86%	144W
	24V, 0.5~4.0A	±8%	240mV		
RID-125-1205	12V, 2.0~10.5A	±2%	120mV	80%	125W
	5V, 0.0~3.0A	±3%	80mV		
RID-125-2405	24V, 2.0~5.3A	±2%	120mV	83%	125W
	5V, 0.0~3.0A	±3%	80mV		

50W — Quad Output (RT-50 without -5V or -12V output)

Model No.	Output	Tol.	R&N	Effi.	Max.
RQ-50B	5V, 0.5~6.0A	±2%	80mV	74%	46W
	12V, 0.2~1.5A	±6%	120mV		
	-5V, 0.0~1.0A	±3%	100mV		
RQ-50C	-12V, 0.0~1.0A	±3%	80mV		
	5V, 0.5~6.0A	±2%	80mV	75%	50W
	15V, 0.2~1.5A	±6%	120mV		
RQ-50D	-5V, 0.0~1.0A	±3%	100mV		
	-15V, 0.0~1.0A	±3%	80mV		
	5V, 0.5~6.0A	±2%	80mV	79%	53W
	12V, 0.2~1.5A	±6%	120mV		
	24V, 0.1~1.0A	+7%, -5%	180mV		
	-12V, 0.0~1.0A	±3%	80mV		

65W — Quad Output (RT-65 without -5V or -12V output)


Model No.	Output	Tol.	R&N	Effi.	Max.
RQ-65B	5V, 0.5~8.0A	±2%	80mV	76%	63W
	12V, 0.2~3.0A	+9%, -5%	120mV		
	-5V, 0.0~1.0A	±5%	80mV		
RQ-65C	-12V, 0.0~1.0A	±5%	80mV		
	5V, 0.5~8.0A	±2%	80mV	76%	65W
	15V, 0.2~3.0A	+10%, -4%	120mV		
RQ-65D	-5V, 0.0~1.0A	±5%	80mV		
	-15V, 0.0~1.0A	±5%	80mV		
	5V, 0.5~8.0A	±2%	80mV	78%	68W
	12V, 0.2~3.0A	±6%	120mV		
	24V, 0.1~1.5A	±8%	180mV		
	-12V, 0.0~1.0A	±5%	80mV		

85W — Quad Output (RT-85 without -5V or -12V output)

Model No.	Output	Tol.	R&N	Effi.	Max.
RQ-85B	5V, 2.0~10A	±2%	80mV	76%	81W
	12V, 0.3~4.0A	+7%, -3%	120mV		
	-5V, 0.0~1.0A	±8%	100mV		
RQ-85C	-12V, 0.0~1.0A	±5%	80mV		
	5V, 2.0~10A	±2%	80mV	77%	83W
	15V, 0.3~4.0A	+3%, -7%	120mV		
RQ-85D	-5V, 0.0~1.0A	±8%	100mV		
	-15V, 0.0~1.0A	±5%	80mV		
	5V, 2.0~10A	±2%	80mV	78%	84W
	12V, 0.3~4.0A	+7%, -3%	120mV		
	24V, 0.1~1.5A	±8%	150mV		
	-12V, 0.0~1.0A	±5%	80mV		

125W — Quad Output (RT-125 without -5V or -12V output)

Model No.	Output	Tol.	R&N	Effi.	Max.
RQ-125B	5V, 2.0~12A	±2%	80mV	79%	120W
	12V, 0.5~4.5A	+8%, -3%	120mV		
	-5V, 0.1~1.0A	+6%, -10%	80mV		
RQ-125C	-12V, 0.0~1.0A	±5%	80mV		
	5V, 2.0~12A	±2%	80mV	80%	123W
	15V, 0.5~4.0A	+8%, -3%	120mV		
RQ-125D	-5V, 0.1~1.0A	+6%, -10%	80mV		
	-15V, 0.0~1.0A	±5%	80mV		
	5V, 2.0~12A	±2%	80mV	82%	124W
	12V, 0.5~4.0A	+8%, -3%	120mV		
	24V, 0.1~2.5A	±8%	150mV		
	-12V, 0.0~1.0A	±5%	80mV		



Features

- Universal AC input / Full range
(NES/D-100, NES-150 AC input selectable by switch)
- Protections: Short circuit / Overload / Over voltage
- Built-in over temperature protection for NES-15
- Cooling by free air convection
- 100% full load burn-in test
- Most economical low wattage solution with safety certificates
- 2 years warranty

General Specification (Please refer to www.meanwell.com for detail spec.)



Model No.	NES-15	NES-25	NES-35 NED/T-35	NES-50 NED/T-50	NES-75 NED/T-75	NES-100	NES-150 NED-100
AC input voltage range	85~264VAC; 120~370VDC					115/230VAC by switch	
AC inrush current (max.)	Cold start, 45A at 230VAC						
DC adjustment range	±10% by potentiometer for single output; CH1 -5%~+10% by potentiometer for multiple output					-5%~+10% (NES-100/150) CH1 -5%~+10% (NED-100)	
Overload protection	>105%	110%~150% hiccup mode, auto-recovery					
Over voltage protection	115%~135% rated output voltage, shut off					115%~135% hiccup mode, auto-recovery	
Withstand voltage	I/P - O/P: 3kVAC, I/P - FG: 2kVAC, O/P - FG: 0.5kVAC, 1 minute						
Working temperature	-20~+60°C (refer to the derating curve for different models)						
Vibration	10~500Hz, 2G 10min. /1 cycle, period for 60 min. each along X, Y, Z axes						
Safety standards	UL60950-1, EN60950-1(NES-150 only), GB4943(NES only) approved, also design refer to TUV EN60950-1						
EMC standards	EN55022 class B, EN61000-3-2,3, EN61000-4-2,3,4,5,6,8,11, GB9254(NES only)						
Connection	Terminal block for input and output						
Dimension (LxWxH)(mm)	78x 51x 28	99x 82x 35	99x 97x 36	129x 98x 38	159x 97x 38	159x 97x 38	199x 98x 38
Case No.	931A	932B	905	903	901	901	902
Packing	60pcs/11.8kg	45pcs/14.5kg	45pcs/17.2kg	45pcs/21kg	30pcs/16.6kg	30pcs/17.5kg	20pcs/15kg

15W — Single Output

Model No.	Output	Tol.	R&N	Effi.
NES-15-5	5V, 0~3.0A	±2%	150mV	79%
NES-15-12	12V, 0~1.3A	±1%	150mV	81%
NES-15-15	15V, 0~1.0A	±1%	150mV	81%
NES-15-24	24V, 0~0.7A	±1%	200mV	85%
NES-15-48	48V, 0~0.35A	±1%	240mV	82%

25W — Single Output

Model No.	Output	Tol.	R&N	Effi.
NES-25-5	5V, 0~5.0A	±2%	80mV	78%
NES-25-12	12V, 0~2.1A	±1%	120mV	83%
NES-25-15	15V, 0~1.7A	±1%	150mV	84%
NES-25-24	24V, 0~1.1A	±1%	200mV	86%
NES-25-48	48V, 0~0.57A	±1%	240mV	86%

35W — Single Output

Model No.	Output	Tol.	R&N	Effi.
NES-35-5	5V, 0~7.0A	±2%	80mV	78%
NES-35-12	12V, 0~3.0A	±1%	120mV	81%
NES-35-15	15V, 0~2.4A	±1%	150mV	83%
NES-35-24	24V, 0~1.5A	±1%	200mV	85%
NES-35-48	48V, 0~0.8A	±1%	240mV	86%

50W — Single Output

Model No.	Output	Tol.	R&N	Effi.
NES-50-5	5V, 0~10A	±2%	80mV	79%
NES-50-12	12V, 0~4.2A	±1%	120mV	82%
NES-50-15	15V, 0~3.4A	±1%	150mV	83%
NES-50-24	24V, 0~2.2A	±1%	200mV	86%
NES-50-48	48V, 0~1.1A	±1%	240mV	87%

75W — Single Output

Model No.	Output	Tol.	R&N	Effi.
NES-75-5	5V, 0~14A	±2%	80mV	77%
NES-75-12	12V, 0~6.2A	±1%	120mV	82%
NES-75-15	15V, 0~5.0A	±1%	150mV	83%
NES-75-24	24V, 0~3.2A	±1%	200mV	86%
NES-75-48	48V, 0~1.6A	±1%	240mV	87%

100W — Single Output

Model No.	Output	Tol.	R&N	Effi.
NES-100-5	5V, 0~20A	±2%	80mV	80%
NES-100-7.5	7.5V, 0~13.6A	±1%	120mV	81%
NES-100-9	9V, 0~11.2A	±1%	120mV	81%
NES-100-12	12V, 0~8.5A	±1%	120mV	83%
NES-100-15	15V, 0~7.0A	±1%	120mV	84%
NES-100-24	24V, 0~4.5A	±1%	120mV	86%
NES-100-48	48V, 0~2.3A	±1%	150mV	86%

150W — Single Output

Model No.	Output	Tol.	R&N	Effi.
NES-150-3.3	3.3V, 0~30A	±3%	80mV	73%
NES-150-5	5V, 0~26A	±2%	80mV	78%
NES-150-7.5	7.5V, 0~20A	±1%	120mV	80%
NES-150-9	9V, 0~16.7A	±1%	120mV	83%
NES-150-12	12V, 0~12.5A	±1%	120mV	83%
NES-150-15	15V, 0~10A	±1%	120mV	83%
NES-150-24	24V, 0~6.5A	±1%	120mV	86%
NES-150-48	48V, 0~3.3A	±1%	200mV	86%

Enclosed-NE Series



35W — Dual Output

Model No.	Output	Tol.	R&N	Effi.	Max.
NED-35A	5V, 0.5~5.0A	±2%	80mV	78%	32W
	12V, 0.1~1.5A	±6%	120mV		
NED-35B	5V, 0.5~4.0A	±2%	80mV	81%	35W
	24V, 0.2~1.3A	±6%	200mV		

50W — Dual Output

Model No.	Output	Tol.	R&N	Effi.	Max.
NED-50A	5V, 1.0~6.0A	±2%	80mV	79%	54W
	12V, 0.3~3.0A	±6%	120mV		
NED-50B	5V, 1.0~6.0A	±2%	80mV	82%	54W
	24V, 0.2~2.0A	±6%	200mV		

75W — Dual Output

Model No.	Output	Tol.	R&N	Effi.	Max.
NED-75A	5V, 1.0~8.0A	±2%	80mV	78%	71W
	12V, 0.3~4.0A	±6%	120mV		
NED-75B	5V, 1.0~6.0A	±2%	80mV	81%	73W
	24V, 0.2~3.0A	±6%	200mV		

100W — Dual Output (Output isolated for NED-100□□GD)

Model No.	Output	Tol.	R&N	Effi.	Max.
NED-100A	5V, 2~10A	±2%	80mV	80%	100W
	12V, 0.7~7.0A	±10%	120mV		
NED-100B	5V, 1~10A	±2%	80mV	82%	100W
	24V, 0.3~3.5A	±8%	200mV		
NED-100C	12V, 0~8.0A	±2%	120mV	80%	99W
	5V, 0~3.0A	±3%	80mV		
NED-100D	24V, 0~4.0A	±2%	120mV	82%	99W
	5V, 0~3.0A	±3%	80mV		

35W — Triple Output

Model No.	Output	Tol.	R&N	Effi.	Max.
NET-35A	5V, 0.5~4.0A	±2%	80mV	78%	30W
	12V, 0.1~1.5A	±6%	120mV		
	-5V, 0.1~0.5A	±6%	120mV		
NET-35B	5V, 0.5~4.0A	±2%	80mV	79%	33W
	12V, 0.1~1.5A	±6%	120mV		
	-12V, 0.1~0.5A	±6%	120mV		
NET-35C	5V, 0.5~3.5A	±2%	80mV	79%	35W
	15V, 0.1~1.5A	±8%	150mV		
NET-35D	5V, 0.5~3.5A	±2%	80mV	79%	37W
	24V, 0.1~1.0A	±8%	200mV		
	12V, 0.1~1.0A	±8%	120mV		

50W — Triple Output

Model No.	Output	Tol.	R&N	Effi.	Max.
NET-50A	5V, 0.6~5.0A	±2%	80mV	76%	47W
	12V, 0.2~2.5A	±6%	120mV		
	-5V, 0.1~0.7A	±5%	120mV		
NET-50B	5V, 0.6~5.0A	±2%	80mV	78%	50W
	12V, 0.2~2.5A	±6%	120mV		
	-12V, 0.1~0.7A	±5%	120mV		
NET-50C	5V, 0.6~5.0A	±2%	80mV	78%	50W
	15V, 0.1~2.0A	±8%	150mV		
	-15V, 0.1~0.7A	±5%	150mV		
NET-50D	5V, 0.6~5.0A	±2%	80mV	80%	51W
	24V, 0.1~1.5A	±8%	200mV		
	12V, 0.1~1.5A	±6%	120mV		

75W — Triple Output

Model No.	Output	Tol.	R&N	Effi.	Max.
NET-75A	5V, 0.6~7.0A	±2%	80mV	77%	69W
	12V, 0.2~3.5A	±6%	120mV		
	-5V, 0.1~0.7A	±5%	120mV		
NET-75B	5V, 0.6~7.0A	±2%	80mV	78%	65W
	12V, 0.2~3.5A	±6%	120mV		
	-12V, 0.1~0.7A	±5%	120mV		
NET-75C	5V, 0.6~7.0A	±2%	80mV	78%	72W
	15V, 0.1~3.5A	±8%	150mV		
	-15V, 0.1~0.7A	±5%	150mV		
NET-75D	5V, 0.6~6.0A	±2%	80mV	80%	73W
	24V, 0.1~2.0A	±8%	200mV		
	12V, 0.1~1.5A	±6%	120mV		

210W Single Output Switching Power Supply



CASE: 912E 215x 115x 50 mm

- AC input selectable by switch
- Withstand 300VAC surge input for 5 seconds
- Protections: Short circuit / Overload Over voltage / Over temp.
- Cooling by free air convection
- Built-in constant current limiting circuit
- 100% full load burn-in test
- LED indicator for power on
- Low cost, high reliability
- 2 years warranty

AC input voltage range 90~132VAC / 180~264VAC selectable by switch
 DC adjustment range ±10% rated output range
 Overload protection 105%~150% constant current limiting, auto-recovery
 Over voltage protection 115%~145% rated output voltage
 Setup, rise, hold up time 1000ms, 50ms, 20ms at full load and 230VAC
 Withstand voltage I/P - O/P: 3kVAC, I/P-FG: 1.5kVAC, O/P-FG: 0.5kVAC
 Working temperature -20~+50°C (refer to output derating curve)
 Safety standards UL60950-1 approved
 Packing 0.93kg ; 12pcs / 12kg / 0.92CUFT

Model No.	Output	Tol.	R&N	Effi.
NES-200-3.3	3.3V, 0~40A	±2%	150mV	75%
NES-200-5	5V, 0~40A	±2%	150mV	79%
NES-200-7.5	7.5V, 0~27A	±2%	150mV	82%
NES-200-12	12V, 0~17A	±1%	150mV	85%
NES-200-15	15V, 0~14A	±1%	150mV	85%
NES-200-24	24V, 0~8.8A	±1%	150mV	87%
NES-200-27	27V, 0~7.8A	±1%	200mV	88%
NES-200-36	36V, 0~5.9A	±1%	240mV	89%
NES-200-48	48V, 0~4.4A	±1%	240mV	89%

350W Single Output Switching Power Supply



CASE: 912C 215x 115x 50 mm

- AC input selectable by switch
- Withstand 300VAC surge input for 5 seconds
- Protections: Short circuit / Overload Over voltage / Over temp.
- Forced air cooling by built-in DC fan
- Built-in fan ON/OFF control
- Built-in constant current limiting circuit
- 100% full load burn-in test
- LED indicator for power on
- Low cost, high reliability
- 2 years warranty

AC input voltage range 90~132VAC / 180~264VAC selectable by switch
 DC adjustment range ±10% rated output range
 Overload protection 105%~135% constant current limiting, auto-recovery
 Over voltage protection 115%~145% rated output voltage
 Setup, rise, hold up time 1000ms, 50ms, 20ms at full load and 230VAC
 Withstand voltage I/P - O/P: 3kVAC, I/P-FG: 2kVAC, O/P-FG: 0.5kVAC
 Working temperature -20~+60°C (refer to output derating curve)
 Safety standards UL60950-1 approved
 Packing 1.07kg ; 12pcs / 13.5kg / 0.92CUFT

Model No.	Output	Tol.	R&N	Effi.
NES-350-3.3	3.3V, 0~60A	+3%, -4.5%	150mV	74.0%
NES-350-5	5V, 0~60A	±3.0%	150mV	78.0%
NES-350-7.5	7.5V, 0~46A	±2.0%	150mV	80.0%
NES-350-12	12V, 0~29A	±1.5%	150mV	83.0%
NES-350-15	15V, 0~23.2A	±1.0%	150mV	84.0%
NES-350-24	24V, 0~14.6A	±1.0%	150mV	87.0%
NES-350-27	27V, 0~13A	±1.0%	200mV	88.0%
NES-350-36	36V, 0~9.7A	±1.0%	240mV	87.5%
NES-350-48	48V, 0~7.3A	±1.0%	240mV	87.5%

Enclosed-SE Series 100~450W Single Output



Features

- AC input selectable by switch
- Withstand 300VAC surge input for 5 seconds (SE-200/350)
- Protections: Short circuit / Overload / Over voltage / Over temperature (except for SE-100)
- Forced air cooling by built-in DC fan (SE-350/450)
- Built-in fan ON/OFF control (SE-350)
- Built-in constant current limiting circuit (SE-200/350)
- Withstand 5G vibration test (SE-200/350)
- Built-in remote sense function (SE-450)
- 100% full load burn-in test
- LED indicator for power on
- 2 years warranty

General Specification (Please refer to www.meanwell.com for detail spec.)

Model No.	SE-100	SE-200	SE-350	SE-450
AC input voltage range	115/230VAC by switch			
AC inrush current (max.)	Cold start, 36A at 230VAC	Cold start, 55A at 230VAC	Cold start, 60A at 230VAC	Cold start, 55A at 230VAC
DC adjustment range	-5%~+10% rated output voltage			
Overload protection	Range	110%~150%	105%~150%	105%~135%
	Type	Hiccup mode, auto-recovery	Constant current limiting, auto-recovery	Shut down o/p voltage, re-power on to recover
Over voltage protection	115%~135%	115%~145%		
Withstand voltage	I/P - O/P: 3kVAC, I/P - FG: 1.5kVAC, O/P-FG: 0.5kVAC			
Working temperature	-20~+60°C	-20~+50°C	-20~+60°C	-10~+60°C (refer to output derating curve)
Safety standards	UL60950-1, GB4943(SE-100 only) approved			
EMC standards	EN55022 class B, EN61000-3-2,3, EN61000-4-2,3,4,5,6,8,11, GB9254 for SE-100 only			
Connection	7P/9.5mm pitch terminal block	9P/9.5mm pitch terminal block with cover	9P/11mm pitch terminal block with cover	
Dimension (LxWxH)(mm)	159x 97x 38	215x 115x 50	225x 124x 50	
Case No.	901	912E	912C	986A
Packing	30pcs / 17.5kg	12pcs / 12kg	12pcs / 13.5kg	12pcs / 16kg

SE-100 Series



Model No.	Output	Tol.	R&N	Effi.
SE-100-5	5V, 0~20A	±2%	80mV	80%
SE-100-7.5	7.5V, 0~13.6A	±1%	120mV	81%
SE-100-9	9V, 0~11.2A	±1%	120mV	81%
SE-100-12	12V, 0~8.5A	±1%	120mV	83%
SE-100-15	15V, 0~7.0A	±1%	120mV	84%
SE-100-24	24V, 0~4.5A	±1%	120mV	86%
SE-100-48	48V, 0~2.3A	±1%	150mV	86%

SE-200 Series



Model No.	Output	Tol.	R&N	Effi.
SE-200-3.3	3.3V, 0~40A	±2%	150mV	75%
SE-200-5	5V, 0~40A	±2%	150mV	79%
SE-200-7.5	7.5V, 0~27A	±2%	150mV	82%
SE-200-12	12V, 0~17A	±1%	150mV	85%
SE-200-15	15V, 0~14A	±1%	150mV	85%
SE-200-24	24V, 0~8.8A	±1%	150mV	87%
SE-200-27	27V, 0~7.8A	±1%	200mV	88%
SE-200-36	36V, 0~5.9A	±1%	240mV	89%
SE-200-48	48V, 0~4.4A	±1%	240mV	89%

SE-350 Series



Model No.	Output	Tol.	R&N	Effi.
SE-350-3.3	3.3V, 0~60A	+3%, -4.5%	150mV	74.0%
SE-350-5	5V, 0~60A	±3.0%	150mV	78.0%
SE-350-7.5	7.5V, 0~46A	±2.0%	150mV	80.0%
SE-350-12	12V, 0~29A	±1.5%	150mV	83.0%
SE-350-15	15V, 0~23.2A	±1.0%	150mV	84.0%
SE-350-24	24V, 0~14.6A	±1.0%	150mV	87.0%
SE-350-27	27V, 0~13A	±1.0%	200mV	88.0%
SE-350-36	36V, 0~9.7A	±1.0%	240mV	87.5%
SE-350-48	48V, 0~7.3A	±1.0%	240mV	87.5%

SE-450 Series



Model No.	Output	Tol.	R&N	Effi.
SE-450-3.3	3.3V, 0~75A	±3%	200mV	74%
SE-450-5	5V, 0~75A	±3%	200mV	78%
SE-450-12	12V, 0~37.5A	±1%	200mV	83%
SE-450-15	15V, 0~30A	±1%	200mV	84%
SE-450-24	24V, 0~18.8A	±1.5%	200mV	86%
SE-450-36	36V, 0~12.5A	±1%	200mV	86%
SE-450-48	48V, 0~9.4A	±1%	200mV	88%



■ Features

- AC input selectable by switch (SE-600/1000)
AC input 180~264VAC only (SE-1500)
- Protections:
Short circuit / Overload / Over voltage /
Over temperature
- Forced air cooling by built-in DC fan
- Built-in remote sense function
- DC OK, remote ON/OFF control (SE-1000/1500)
- 100% full load burn-in test
- LED indicator for power on
- 2 years warranty

■ General Specification (Please refer to www.meanwell.com for detail spec.)



Model No.	SE-600	SE-1000	SE-1500
AC input voltage range	115/230VAC by switch		180~264VAC
AC inrush current (max.)	Cold start, 60A at 230VAC	Cold start, 55A at 230VAC	Cold start, 60A at 230VAC
DC adjustment range	±10% rated output voltage		
Overload protection	Range	105%~125%	
	Type	Shut down o/p voltage, re-power on to recover	
Over voltage protection	115%~140% Shut down o/p voltage, re-power on to recover		
Withstand voltage	I/P-O/P: 3kVAC, I/P-FG: 1.5kVAC, O/P-FG: 0.5kVAC	I/P-O/P: 3kVAC, I/P-FG: 2kVAC, O/P-FG: 0.5kVAC	I/P-O/P: 3kVAC, I/P-FG: 1.5kVAC, O/P-FG: 0.5kVAC
Working temperature	-20~+60°C (refer to output derating curve)		-20~+70°C (refer to output derating curve)
Safety standards	UL60950-1 approved		
EMC standards	Design refer to EN55022 class B		
Connection	Terminal block with cover for input and output (SE-1000/1500: copper pillars for output)		
Dimension (LxWxH)(mm)	247x 127x 63.5	278x 127x 63.5	278x 177.8x 63.5
Case No.	926A	935B	982A
Packing	6pcs / 13.4kg	6pcs / 16kg	4pcs / 14.2kg

■ 600W SE-600

Model No.	Output	Tol.	R&N	Effi.
SE-600-5	5V, 0~100A	±2%	150mV	78%
SE-600-12	12V, 0~50A	±1%	150mV	83%
SE-600-15	15V, 0~40A	±1%	150mV	84%
SE-600-24	24V, 0~25A	±1%	150mV	87%
SE-600-27	27V, 0~22.2A	±1%	150mV	87%
SE-600-36	36V, 0~16.6A	±1%	200mV	87%
SE-600-48	48V, 0~12.5A	±1%	200mV	88%

■ 1500W SE-1500

Model No.	Output	Tol.	R&N	Effi.
SE-1500-5	5V, 0~300A	±2%	150mV	81%
SE-1500-12	12V, 0~125A	±1%	150mV	85%
SE-1500-15	15V, 0~100A	±1%	150mV	85%
SE-1500-24	24V, 0~62.5A	±1%	150mV	87%
SE-1500-27	27V, 0~55.6A	±1%	150mV	88%
SE-1500-48	48V, 0~31.3A	±1%	150mV	89%

■ 1000W SE-1000

Model No.	Output	Tol.	R&N	Effi.
SE-1000-5	5V, 0~150A	±1%	150mV	81%
SE-1000-9	9V, 0~100A	±1%	150mV	84%
SE-1000-12	12V, 0~83.3A	±1%	150mV	85%
SE-1000-15	15V, 0~66.7A	±1%	150mV	86%
SE-1000-24	24V, 0~41.7A	±1%	200mV	88%
SE-1000-48	48V, 0~20.8A	±1%	200mV	89%



We provide specification, drawing, test report and more information, please visit our web site
<http://www.meanwell.com>



Who can provide you better services and be a trustworthy partner in the power industry?

— "MEAN WELL" tries to be —



Best products also need best service.

We have authorized distributors all over the world. They have sufficient stock for your prompt delivery. Also they can offer you technical support & RMA services. Please contact your local distributors for more product information. You can also contact us at info@meanwell.com for information of your local distributors.

Enclosed-LRS Series

35~100W Low Profile



■ Features

- No load power consumption <0.2W for 35W/50W; <0.3W for 75W/100W
- Universal AC input / Full range
- Withstand 300VAC surge input for 5 seconds
- Ultra compact and 1U low profile
- Withstand 5G vibration test
- High operating temperature up to 70°C
- Protections: Short circuit / Overload / Over voltage
- Cooling by free air convection
- Compliance to IEC/EN60335-1(PD3) and IEC/EN61558-1,-2-16 for household appliances
- Operating altitude up to 5000 meters
- High efficiency, long life and high reliability
- LED indicator for power on
- Low cost
- 3 years warranty

■ General Specification (Please refer to www.meanwell.com for detail spec.)



Model No.	LRS-35	LRS-50	LRS-75	LRS-100
AC input voltage range	85~264VAC ; 120~370VDC			
AC inrush current (max.)	Cold start, 40A at 230VAC			50A at 230VAC
DC adjustment range	±10% by potentiometer			
Overload protection	Range	110%~150%		
	Type	Hiccup mode, auto-recovery		
Over voltage protection	Range	115%~135% rated output voltage		
	Type	Shut down o/p voltage, re-power on to recover		
Withstand voltage	I/P-O/P: 3.75kVAC, I/P-FG: 2kVAC, O/P-FG: 1.25kVAC, 1 minute			
Working temperature	-30~+70°C (refer to output derating curve)			
Safety standards	UL60950-1, IEC/EN60950-1, IEC/EN61558-1, EN61558-2-16, IEC/EN60335-1, CCC GB4943 approved			
EMC standards	EN55022 class B, EN55014, EN61000-3-2, 3, EN61000-4,2,3,4,5,6,8,11, GB9254			
Connection	5P/9.5mm pitch terminal block			7P/9.5mm pitch terminal block
Dimension (LxWxH) (mm)	99x 82x 30		99x 97x 30	129x 97x 30

■ 35W

LRS-35

Model No.	Output	Tol.	R&N	Effi.
LRS-35-5	5V, 0~7A	±2%	80mV	82.0%
LRS-35-12	12V, 0~3A	±1%	120mV	86.0%
LRS-35-15	15V, 0~2.4A	±1%	120mV	86.0%
LRS-35-24	24V, 0~1.5A	±1%	150mV	88.0%
LRS-35-36	36V, 0~1A	±1%	200mV	88.0%
LRS-35-48	48V, 0~0.8A	±1%	200mV	89.0%

■ 75W

LRS-75

Model No.	Output	Tol.	R&N	Effi.
LRS-75-5	5V, 0~14A	±2%	100mV	84.0%
LRS-75-12	12V, 0~6A	±1%	120mV	87.0%
LRS-75-15	15V, 0~5A	±1%	120mV	88.0%
LRS-75-24	24V, 0~3.2A	±1%	150mV	89.0%
LRS-75-36	36V, 0~2.1A	±1%	200mV	89.0%
LRS-75-48	48V, 0~1.6A	±1%	200mV	90.0%

■ 50W

LRS-50

Model No.	Output	Tol.	R&N	Effi.
LRS-50-3.3	3.3V, 0~10A	±3%	80mV	78.0%
LRS-50-5	5V, 0~10A	±2%	80mV	83.0%
LRS-50-12	12V, 0~4.2A	±1%	120mV	87.0%
LRS-50-15	15V, 0~3.4A	±1%	120mV	88.0%
LRS-50-24	24V, 0~2.2A	±1%	150mV	88.0%
LRS-50-36	36V, 0~1.45A	±1%	200mV	89.0%
LRS-50-48	48V, 0~1.1A	±1%	200mV	90.0%

■ 100W

LRS-100

Model No.	Output	Tol.	R&N	Effi.
LRS-100-3.3	3.3V, 0~20A	±3%	100mV	84.5%
LRS-100-5	5V, 0~18A	±2%	100mV	86.0%
LRS-100-12	12V, 0~8.5A	±1%	120mV	88.0%
LRS-100-15	15V, 0~7A	±1%	120mV	88.5%
LRS-100-24	24V, 0~4.5A	±1%	150mV	90.0%
LRS-100-36	36V, 0~2.8A	±1%	200mV	90.5%
LRS-100-48	48V, 0~2.3A	±1%	200mV	91.0%



Features

- No load power consumption <0.5W for 150W; <0.75W for 200W/350W
- AC input selectable by switch (LRS-150F Universal AC input / Full range)
- Withstand 300VAC surge input for 5 seconds
- Ultra compact and 1U low profile
- Withstand 5G vibration test
- High operating temperature up to 70°C
- Protections: Short circuit / Overload / Over voltage / Over temp.
- Cooling by free air convection (150W/200W); forced air cooling by built-in DC fan (350W)
- Compliance to IEC/EN60335-1(PD3) and IEC/EN61558-1,-2-16 for household appliances (150W)
- Operating altitude up to 5000 meters
- LED indicator for power on
- High efficiency, long life and high reliability
- Low cost
- 3 years warranty

General Specification (Please refer to www.meanwell.com for detail spec.)

Model No.	LRS-150F	LRS-150	LRS-200	LRS-350
AC input voltage range	85-264VAC; 120-370VDC	115 / 230VAC by switch		
AC inrush current(max.)	Cold start, 70A at 230VAC		Cold start, 60A at 230VAC	
DC adjustment range	±10% by potentiometer			
Overload protection	Range	110%~140%		
	Type	Hiccup mode, auto-recovery		
Over voltage protection	Range	115%~145% rated output voltage		
	Type	Shut down o/p voltage, re-power on to recover		
Withstand voltage	I/P-O/P: 3.75kVAC, I/P-FG: 2kVAC, O/P-FG: 1.25kVAC		I/P-O/P: 3kVAC, I/P-FG: 2kVAC, O/P-FG: 0.5kVAC	
Working temperature	-30~+70°C		-25~+70°C (refer to output derating curve)	
Safety standards	UL60950-1, IEC/EN60950-1, IEC/EN61558-1, EN61558-2-16, IEC/EN60335-1, CCC GB4943 approved		UL60950-1 approved	
EMC standards	EN55022 class B, EN55014, EN61000-3-2, 3, EN61000-4,2,3,4,5,6,8,11, GB9254		Design refer to EN55022 class A	
Connection	7P/9.5mm pitch terminal block		9P/9.5mm pitch terminal block	
Dimension (LxWxH) (mm)	159x 97x 30		215x 115x 30	

LRS-150 Series

Model No.	Output	Tol.	R&N	Effi.
LRS-150-12	12V, 0~12.5A	±1%	150mV	87.5%
LRS-150-15	15V, 0~10A	±1%	150mV	89.0%
LRS-150-24	24V, 0~6.5A	±1%	200mV	89.0%
LRS-150-36	36V, 0~4.3A	±1%	200mV	89.0%
LRS-150-48	48V, 0~3.3A	±1%	200mV	90.0%

LRS-200 Series

Model No.	Output	Tol.	R&N	Effi.
LRS-200-3.3	3.3V, 0~40A	±3%	150mV	83.0%
LRS-200-4.2	4.2V, 0~40A	±4%	150mV	86.0%
LRS-200-5	5V, 0~40A	±3%	150mV	87.0%
LRS-200-12	12V, 0~17A	±1.5%	150mV	87.5%
LRS-200-15	15V, 0~14A	±1%	150mV	88.0%
LRS-200-24	24V, 0~8.8A	±1%	150mV	89.5%
LRS-200-36	36V, 0~5.9A	±1%	200mV	89.5%
LRS-200-48	48V, 0~4.4A	±1%	200mV	90.0%

LRS-150F Series

Model No.	Output	Tol.	R&N	Effi.
LRS-150F-5	5V, 0~22A	±2%	100mV	85.0%
LRS-150F-12	12V, 0~12.5A	±1%	150mV	87.5%
LRS-150F-15	15V, 0~10A	±1%	150mV	89.0%
LRS-150F-24	24V, 0~6.5A	±1%	200mV	89.0%
LRS-150F-36	36V, 0~4.3A	±1%	200mV	89.0%
LRS-150F-48	48V, 0~3.3A	±1%	200mV	90.0%

LRS-350 Series

Model No.	Output	Tol.	R&N	Effi.
LRS-350-3.3	3.3V, 0~60A	±4%	150mV	79.5%
LRS-350-4.2	4.2V, 0~60A	±4%	150mV	81.5%
LRS-350-5	5V, 0~60A	±3%	150mV	83.5%
LRS-350-12	12V, 0~29A	±1.5%	150mV	85.0%
LRS-350-15	15V, 0~23.2A	±1%	150mV	86.0%
LRS-350-24	24V, 0~14.6A	±1%	150mV	88.0%
LRS-350-36	36V, 0~9.7A	±1%	200mV	88.5%
LRS-350-48	48V, 0~7.3A	±1%	200mV	89.0%



■ Features

- Universal AC input / Full range
- Built-in active PFC function
- Protections: Short circuit / Overload / Over voltage / Over temperature (SP-150 / 200 / 240)
- Cooling by free air convection (SP-75 / 100 / 150)
- Forced air cooling by built-in DC fan (SP-200 / 240)
- Optional remote ON/OFF control (SP-75~200)
- Built-in fan speed control (SP-200)
- Built-in fan ON/OFF control (SP-240)
- 100% full load burn-in test
- 3 years warranty

■ General Specification (Please refer to www.meanwell.com for detail spec.)



Model No.	SP-75	SP-100	SP-150	SP-200	SP-240
AC input voltage range	85~264VAC; 120~370VDC				88~264VAC; 124~370VDC
AC inrush current (max.)	Cold start, 45A at 230VAC	Cold start, 35A at 230VAC	Cold start, 45A at 230VAC	Cold start, 50A at 230VAC	Cold start, 40A at 230VAC
DC adjustment range	-5%~+10% rated output voltage				±15% rated output voltage
Overload protection	Range	105%~150%			105%~135%
	Type	Constant current limiting, auto-recovery			Hiccup mode, auto-recovery
Over voltage protection	Range	115%~135%	110%~135%		120%~150%
	Type	Shut off, AC recycle to re-start			
Withstand voltage	I/P-O/P: 3kVAC, I/P-FG: 1.5kVAC, O/P-FG: 0.5kVAC, 1 minute				
Working temperature	-10~+60°C		-10~+55°C	-10~+60°C	-20~+70°C
Safety standards	UL60950-1, TUV EN60950-1, GB4943(SP-200 only) approved				
EMC standards	EN55022 class B, EN61000-4-2,3,4,5,6,8,11, EN61000-3-2,3, GB9254(SP-200 only)				
Connection	5P / 9.5mm pitch		7P / 9.5mm pitch terminal block with cover		
Dimension (LxWxH)(mm)	179x 97x 33	179x 99x 45	199x 99x 50	199x 99x 50	190x 93x 50
Case No.	920A	915A	916A	916B	987A
Packing	20pcs/12.0kg	20pcs/14.3kg	20pcs/16.4kg	20pcs/17.9kg	18pcs/15.4kg

■ 75W SP-75

Model No.	Output	Tol.	R&N	Effi.
SP-75-3.3	3.3V, 0~15A	±2%	80mV	70.0%
SP-75-5	5V, 0~15A	±2%	80mV	76.0%
SP-75-7.5	7.5V, 0~10A	±2%	80mV	79.0%
SP-75-12	12V, 0~6.3A	±2%	80mV	81.0%
SP-75-13.5	13.5V, 0~5.6A	±2%	80mV	82.0%
SP-75-15	15V, 0~5.0A	±2%	80mV	82.0%
SP-75-24	24V, 0~3.2A	±1%	100mV	83.0%
SP-75-27	27V, 0~2.8A	±1%	100mV	83.0%
SP-75-48	48V, 0~1.6A	±1%	100mV	83.0%

■ 150W SP-150

Model No.	Output	Tol.	R&N	Effi.
SP-150-3.3	3.3V, 0~30.0A	±2%	100mV	73.0%
SP-150-5	5V, 0~30.0A	±2%	100mV	77.5%
SP-150-7.5	7.5V, 0~20.0A	±2%	100mV	81.0%
SP-150-12	12V, 0~12.5A	±2%	100mV	84.0%
SP-150-13.5	13.5V, 0~11.2A	±2%	100mV	84.0%
SP-150-15	15V, 0~10.0A	±2%	100mV	85.0%
SP-150-24	24V, 0~6.30A	±1%	150mV	85.0%
SP-150-27	27V, 0~5.60A	±1%	150mV	85.0%
SP-150-48	48V, 0~3.20A	±1%	250mV	85.0%

■ 100W SP-100

Model No.	Output	Tol.	R&N	Effi.
SP-100-3.3	3.3V, 0~20.0A	±2%	100mV	75.0%
SP-100-5	5V, 0~20.0A	±2%	100mV	79.0%
SP-100-7.5	7.5V, 0~13.5A	±2%	100mV	82.0%
SP-100-12	12V, 0~8.50A	±2%	100mV	82.5%
SP-100-13.5	13.5V, 0~7.50A	±2%	100mV	83.0%
SP-100-15	15V, 0~6.70A	±2%	100mV	84.0%
SP-100-24	24V, 0~4.20A	±1%	150mV	87.0%
SP-100-27	27V, 0~3.80A	±1%	150mV	86.0%
SP-100-48	48V, 0~2.10A	±1%	250mV	84.0%

■ 200W SP-200

Model No.	Output	Tol.	R&N	Effi.
SP-200-3.3	3.3V, 0~40.0A	±2%	100mV	69.0%
SP-200-5	5V, 0~40.0A	±2%	100mV	76.0%
SP-200-7.5	7.5V, 0~26.7A	±2%	100mV	78.5%
SP-200-12	12V, 0~16.7A	±2%	100mV	84.0%
SP-200-13.5	13.5V, 0~14.9A	±2%	100mV	84.0%
SP-200-15	15V, 0~13.4A	±2%	100mV	84.0%
SP-200-24	24V, 0~8.40A	±1%	150mV	85.0%
SP-200-27	27V, 0~7.50A	±1%	150mV	85.0%
SP-200-48	48V, 0~4.20A	±1%	250mV	85.0%

■ 240W SP-240

Model No.	Output	Tol.	R&N	Effi.
SP-240-5	5V, 0~45A	±2%	150mV	79.0%
SP-240-7.5	7.5V, 0~32A	±2%	150mV	83.0%
SP-240-12	12V, 0~20A	±1%	150mV	86.0%
SP-240-15	15V, 0~16A	±1%	150mV	86.0%
SP-240-24	24V, 0~10A	±1%	150mV	87.0%
SP-240-30	30V, 0~8.0A	±1%	150mV	88.0%
SP-240-48	48V, 0~5.0A	±1%	150mV	89.0%



48hrs delivery—

We keep enough stock for 95% of standard models at our 2400m² warehouse. We can arrange prompt delivery within 48hrs.



■ Features

- Universal AC input / Full range
- Built-in active PFC function
- Protections: Short circuit / Overload / Over voltage / Over temperature
- Forced air cooling by built-in DC fan
- Built-in fan speed control (SP-320)
- Built-in remote sense function and ON/OFF control (SP-480/750 & PSP-600)
- Current sharing up to 2400W (3+1) (PSP-600)
- With DC OK signal output (PSP-600)
- With PG/PF signal output (SP-750)
- 100% full load burn-in test
- 3 years warranty

■ General Specification (Please refer to www.meanwell.com for detail spec.)

Model No.	SP-320	SP-480	PSP-600	SP-750
AC input voltage range	88-264VAC	85-264VAC	88-264VAC	90-264VAC
AC inrush current (max.)	Cold start, 40A at 230VAC			Cold Start, 45A at 230VAC
DC adjustment range	±10% rated output voltage			
Overload protection	Range	105%~135%	105%~145%	105%~135%
	Type	Hiccup mode, auto-recovery	Constant current limiting, auto-recovery	Constant current limiting, auto-recovery
Over voltage protection	115%~145%	115%~140%		105%~125%
Withstand voltage	I/P - O/P: 3kVAC, I/P - FG: 1.5kVAC, O/P - FG: 0.5kVAC(short for SP-480), 1 minute			
Working temperature	-20~+65°C	-20~+60°C		
Safety standards	UL60950-1, TUV EN60950-1 approved; GB4943 approved also for SP-320 (expect for 3.3V/ 5PNC/ 36V)			
EMC standards	EN55022 class B, EN61000-4-2,3,4,5,6,8,11, EN61000-3-2,3, EN61000-6-2(SP-480/750), GB9254 (SP-320 only)			
Connection	9P / 9.5mm pitch terminal block with cover	9P / 11mm pitch terminal block with cover	7+8P / 9.5mm pitch terminal block with cover	5P / 10mm pitch terminal block with cover for input; copper pillars for output
Dimension (LxWxH)(mm)	215x115x50	278x127x43	170x120x93	278x127x63.5
Case No.	912G	929A	910A	919A
Packing	12pcs / 14.0kg	6pcs / 11.3kg	8pcs / 15.5kg	6pcs / 18.4kg

■ SP-320 Series



Model No.	Output	Tol.	R&N	Effi.
*SP-320-3.3	3.3V, 0~60.0A	±1%	150mV	74%
SP-320-5	5V, 0~55.0A	±2%	150mV	79%
*SP-320-5PNC	5V, 0~55.0A	±2%	150mV	80%
SP-320-7.5	7.5V, 0~40.0A	±2%	150mV	83%
SP-320-12	12V, 0~25.0A	±1%	150mV	86%
SP-320-13.5	13.5V, 0~22.0A	±1%	150mV	86%
SP-320-15	15V, 0~20.0A	±1%	150mV	86%
SP-320-24	24V, 0~13.0A	±1%	150mV	87%
SP-320-27	27V, 0~11.7A	±1%	200mV	88%
*SP-320-36	36V, 0~8.80A	±1%	220mV	87%
SP-320-48	48V, 0~6.70A	±1%	240mV	89%

* Without models

❖ SP-320-5PNC with conformal coating and high ambient temperature operation ability is suitable for LED moving sign applications, MOQ required.

■ SP-480 Series



Model No.	Output	Tol.	R&N	Effi.
SP-480-3.3	3.3V, 0~85A	±2.0%	80mV	73%
SP-480-5	5V, 0~85A	±2.0%	80mV	79%
SP-480-12	12V, 0~43A	±1.5%	120mV	85%
SP-480-15	15V, 0~35A	±1.5%	150mV	85%
SP-480-24	24V, 0~22A	±1.0%	150mV	87%
SP-480-48	48V, 0~11A	±1.0%	240mV	89%

■ PSP-600 Series



Model No.	Output	Tol.	R&N	Effi.
PSP-600-5	5V, 0~80A	±2%	180mV	79%
PSP-600-12	12V, 0~50A	±1%	240mV	84%
PSP-600-13.5	13.5V, 0~44.5A	±1%	240mV	85%
PSP-600-15	15V, 0~40A	±1%	240mV	85%
PSP-600-24	24V, 0~25A	±1%	240mV	86%
PSP-600-27	27V, 0~22.2A	±1%	240mV	86%
PSP-600-48	48V, 0~12.5A	±1%	300mV	87%

■ SP-750 Series




Model No.	Output	Tol.	R&N	Effi.
SP-750-5	5V, 0~120A	±2%	120mV	80%
SP-750-12	12V, 0~62.5A	±1%	120mV	85%
SP-750-15	15V, 0~50.0A	±1%	120mV	87%
SP-750-24	24V, 0~31.3A	±1%	120mV	89%
SP-750-27	27V, 0~27.8A	±1%	120mV	89%
SP-750-48	48V, 0~15.7A	±1%	120mV	90%



Who can provide you better services and be a trustworthy partner in the power industry?

— "MEAN WELL" tries to be —



Features

- Ultra low profile: 30mm
- Universal AC input / Full range
- Built-in active PFC function
- Protections: Short circuit / Overload / Over voltage / Over temperature (RSP-100/150/200)
- Cooling by free air convection
- Built-in constant current limiting circuit (RSP-75/100/150)
- Remote ON/OFF control (RSP-75/100/150)
- LED indicator for power on
- 3 years warranty

General Specification (Please refer to www.meanwell.com for detail spec.)



Model No.	RSP-75	RSP-100	RSP-150	RSP-200
AC input voltage range	85~264VAC; 120~370VDC			88~264VAC; 124~370VDC
AC inrush current (max.)	Cold start, 35A at 230VAC	30A at 230VAC	45A at 230VAC	40A at 230VAC
DC adjustment range	-5%~+10% rated output voltage			±10% rated output voltage
Overload protection	Range	105%~135%	105%~150%	
	Type	Constant current limiting, auto-recovery		Hiccup mode, auto-recovery
Over voltage protection	Range	110%~135%		115%~145%
	Type	Shut down O/P voltage, re-power on to recover		
Withstand voltage	I/P-O/P: 3.75kVAC, I/P-FG: 2kVAC, O/P-FG: 0.5kVAC			I/P-O/P: 3kVAC, I/P-FG: 2kVAC, O/P-FG: 0.5kVAC
Working temperature	-25~+70°C	-30~+70°C (refer to output derating curve)		
Safety standards	UL60950-1, TUV EN60950-1, EN61558-1, EN61558-2-16, CCC GB4943 approved; UL62368-1 approved for RSP-150 only			UL60950-1, TUV EN60950-1, CCC GB4943 approved
EMC standards	EN55022 class B, EN61000-3-2,3, EN61000-4-2,3,4,5,6,8,11, GB9254			
Connection	5P / 9.5mm pitch terminal block	7P / 9.5mm pitch terminal block	9P / 9.5mm pitch terminal block	
Dimension (LxWxH) (mm)	159x97x30	179x99x30	199x99x30	215x115x30

75W RSP-75

Model No.	Output	Tol.	R&N	Effi.
RSP-75-3.3	3.3V, 0~15A	±2%	80mV	76.0%
RSP-75-5	5V, 0~15A	±2%	80mV	82.0%
RSP-75-7.5	7.5V, 0~10A	±2%	80mV	84.0%
RSP-75-12	12V, 0~6.3A	±2%	120mV	85.0%
RSP-75-13.5	13.5V, 0~5.6A	±2%	120mV	85.0%
RSP-75-15	15V, 0~5A	±2%	120mV	86.0%
RSP-75-24	24V, 0~3.2A	±1%	120mV	87.0%
RSP-75-27	27V, 0~2.8A	±1%	120mV	88.0%
RSP-75-48	48V, 0~1.6A	±1%	200mV	89.0%

150W RSP-150

Model No.	Output	Tol.	R&N	Effi.
RSP-150-3.3	3.3V, 0~30A	±2%	100mV	81.5%
RSP-150-5	5V, 0~30A	±2%	100mV	87.0%
RSP-150-7.5	7.5V, 0~20A	±2%	100mV	88.5%
RSP-150-12	12V, 0~12.5A	±2%	100mV	90.0%
RSP-150-13.5	13.5V, 0~11.2A	±2%	100mV	87.5%
RSP-150-15	15V, 0~10A	±2%	100mV	88.5%
RSP-150-24	24V, 0~6.3A	±1%	150mV	89.0%
RSP-150-27	27V, 0~5.6A	±1%	150mV	89.5%
RSP-150-48	48V, 0~3.2A	±1%	250mV	90.0%

100W RSP-100

Model No.	Output	Tol.	R&N	Effi.
RSP-100-3.3	3.3V, 0~20A	±2%	100mV	83.0%
RSP-100-5	5V, 0~20A	±2%	100mV	86.0%
RSP-100-7.5	7.5V, 0~13.5A	±2%	100mV	87.0%
RSP-100-12	12V, 0~8.5A	±1%	100mV	86.0%
RSP-100-13.5	13.5V, 0~7.5A	±1%	100mV	86.5%
RSP-100-15	15V, 0~6.7A	±1%	100mV	87.0%
RSP-100-24	24V, 0~4.2A	±1%	150mV	87.0%
RSP-100-27	27V, 0~3.8A	±1%	150mV	87.0%
RSP-100-48	48V, 0~2.1A	±1%	250mV	88.0%

200W RSP-200

Model No.	Output	Tol.	R&N	Effi.
RSP-200-2.5	2.5V, 0~40A	±2%	100mV	79.5%
RSP-200-3.3	3.3V, 0~40A	±2%	100mV	81.5%
RSP-200-4	4V, 0~40A	±2%	100mV	84.0%
RSP-200-5	5V, 0~40A	±2%	150mV	85.5%
RSP-200-7.5	7.5V, 0~26.7A	±2%	150mV	89.0%
RSP-200-12	12V, 0~16.7A	±1%	150mV	89.0%
RSP-200-13.5	13.5V, 0~14.9A	±1%	150mV	89.0%
RSP-200-15	15V, 0~13.4A	±1%	150mV	89.5%
RSP-200-24	24V, 0~8.4A	±1%	150mV	89.5%
RSP-200-27	27V, 0~7.5A	±1%	200mV	89.0%
RSP-200-36	36V, 0~5.56A	±1%	220mV	90.0%
RSP-200-48	48V, 0~4.2A	±1%	240mV	90.0%



■ Features

- 1U low profile
- Universal AC input / Full range
- Built-in active PFC function
- Protections: Short circuit / Overload / Over voltage / Over temp. / Fan alarm (RSP-750)
- Forced air cooling by built-in DC fan
- Vo can be trimmed 40~110% by 2~5.5VDC external control signal (RSP-750)
- Io can be trimmed 40~110% by 2~5.5VDC external control signal (RSP-750)
- Built-in remote sense and ON/OFF control (RSP-500/750)
- Built-in auxiliary power (RSP-750)
- DC OK signal (RSP-750)
- LED indicator for power on
- 3 years warranty

■ General Specification (Please refer to www.meanwell.com for detail spec.)



Model No.	RSP-320	RSP-500	RSP-750
AC input voltage range	88~264VAC; 124~370VDC	85~264VAC; 120~370VDC	90~264VAC; 127~370VDC
AC inrush current(max.)	Cold start, 40A at 230VAC		
DC adjustment range	±10% rated output voltage		
Overload protection	Range	105%~135%	105%~130%
	Type	Hiccup mode, auto-recovery	Constant current limiting, auto-recovery
Over voltage protection	Range	115%~145%	
	Type	Shut down O/P voltage, re-power on to recover	
Withstand voltage	I/P-O/P: 3kVAC, I/P-FG: 2kVAC, O/P-FG: 0.5kVAC		
Working temperature	-30~+70°C (refer to output derating curve)		
Safety standards	UL60950-1, TUV EN60950-1 approved; CCC GB4943 approved for RSP-320 only		
EMC standards	EN55022 class B, EN61000-3-2,3, EN61000-4-2,3,4,5,6,8,11, EN61000-6-2(RSP-500/750), GB9254(RSP-320 only)		
Connection	Input	9P / 9.5mm pitch terminal block	3P / 9.5mm pitch terminal block
	Output		6P / 11mm pitch terminal block
Dimension (LxWxH) (mm)	215x115x30	230x127x40.5	250x127x41
Case No.	207A	226A	212A

■ 320W RSP-320

Model No.	Output	Tol.	R&N	Effi.
RSP-320-2.5	2.5V, 0~60A	±2%	100mV	75.5%
RSP-320-3.3	3.3V, 0~60A	±2%	100mV	79.5%
RSP-320-4	4V, 0~60A	±2%	100mV	81.0%
RSP-320-5	5V, 0~60A	±2%	150mV	83.0%
*RSP-320-5CC	5V, 0~60A	±2%	150mV	83.0%
RSP-320-7.5	7.5V, 0~40A	±2%	150mV	88.0%
RSP-320-12	12V, 0~26.7A	±1%	150mV	88.0%
RSP-320-13.5	13.5V, 0~23.8A	±1%	150mV	88.0%
RSP-320-15	15V, 0~21.4A	±1%	150mV	88.5%
RSP-320-24	24V, 0~13.4A	±1%	150mV	89.0%
RSP-320-27	27V, 0~11.9A	±1%	200mV	89.0%
RSP-320-36	36V, 0~8.9A	±1%	220mV	89.5%
RSP-320-48	48V, 0~6.7A	±1%	240mV	90.0%

* RSP-320-5CC with conformal coating is suitable for LED moving sign applications, MOQ required.

■ 500W RSP-500

Model No.	Output	Tol.	R&N	Effi.
RSP-500-3.3	3.3V, 0~90A	±2%	120mV	81.0%
RSP-500-4	4V, 0~90A	±2%	120mV	83.0%
RSP-500-5	5V, 0~90A	±2%	150mV	84.0%
RSP-500-12	12V, 0~41.7A	±1%	150mV	88.0%
RSP-500-15	15V, 0~33.4A	±1%	150mV	88.0%
RSP-500-24	24V, 0~21A	±1%	150mV	89.0%
RSP-500-27	27V, 0~18.6A	±1%	150mV	89.5%
RSP-500-48	48V, 0~10.5A	±1%	150mV	90.5%

■ 750W RSP-750

Model No.	Output	Tol.	R&N	Effi.
RSP-750-5	5V, 0~100A	±2%	150mV	82.0%
RSP-750-12	12V, 0~62.5A	±1%	150mV	87.0%
RSP-750-15	15V, 0~50A	±1%	150mV	89.0%
RSP-750-24	24V, 0~31.3A	±1%	150mV	90.5%
RSP-750-27	27V, 0~27.8A	±1%	150mV	90.5%
RSP-750-48	48V, 0~15.7A	±1%	150mV	92.0%



Features

- Universal AC input / Full range (RSP-1000/1500/2000)
AC input 180~264VAC only (RSP-2400/3000)
- Built-in active PFC function
- Protections:
Short circuit / Overload / Over voltage /
Over temperature / Fan alarm (RSP-2400/3000)
- Forced air cooling by built-in DC fan
- High power density up to 21.4W/in³ (RSP-2000)
- Vo can be trimmed by external resistor or external control signal
- Built-in current sharing
- Built-in remote sense and ON/OFF control
- Built-in auxiliary power
- DC OK signal (RSP-1000/2000)
- Alarm signal output (RSP-1500/2000/2400/3000)
- 5 years warranty

General Specification (Please refer to www.meanwell.com for detail spec.)



Model No.	RSP-1000	RSP-1500	RSP-2000	RSP-2400	RSP-3000
AC input voltage range	90~264VAC; 127~370VDC			180~264VAC; 254~370VDC	
AC inrush current (max.)	Cold start, 40A at 230VAC	Cold start, 60A at 230VAC	Cold start, 50A at 230VAC	Cold start, 60A at 230VAC	
DC adjustment range	±10% rated output voltage	-30%~+10% rated output voltage	±10% rated output voltage		
Overload protection	Range	105%~125%	105%~135%	105%~125%	100%~112%
	Type	Constant current limiting, auto-recovery	Constant current limiting, shut off after 5 sec., re-power on to recover		Constant current limiting, shut off after 5 sec., re-power on to recover (can adjust to continuous constant current limiting)
Over voltage protection	Range	115%~135%	115%~140%	120%~145%	115%~140%
	Type	Shut down O/P voltage, re-power on to recover			
Withstand voltage	I/P-O/P: 3kVAC, I/P-FG: 2kVAC, O/P-FG: 0.5kVAC				
Working temperature	-20~+60°C	-20~+70°C	-35~+70°C	-20~+70°C	
Safety standards	UL60950-1, TUV EN60950-1 approved				
EMC standards	EN55022 class B, EN61000-3-2,3, EN61000-4-2,3,4,5,6,8,11, EN61000-6-2(RSP-1000/2000)				
Connection	Input	3P/10mm pitch terminal block with cover	3P/13mm pitch terminal block with cover	3P/10mm pitch terminal block with cover	3P/13mm pitch terminal block with cover
	Output	Copper pillars			
Dimension (LxWxH) (mm)	295x127x41	278x127x83.5	295x127x41	278x177.8x63.5	
Case No.	952B	943A	952D	982B	
Packing	1.95kg; 6pcs / 12.7kg / 1.15CUFT	3.0kg; 4pcs / 13kg / 1.19CUFT	1.95kg; 6pcs / 12.7kg / 1.15CUFT	3.3kg; 4pcs / 14.2kg / 1.89CUFT	4kg; 4pcs / 16kg / 1.89CUFT

1000W RSP-1000

Model No.	Output	Tol.	R&N	Effi.
RSP-1000-12	12V, 0~60A	±1%	150mV	83%
RSP-1000-15	15V, 0~50A	±1%	150mV	85%
RSP-1000-24	24V, 0~40A	±1%	150mV	88%
RSP-1000-27	27V, 0~37A	±1%	150mV	88%
RSP-1000-48	48V, 0~21A	±1%	150mV	90%

1500W RSP-1500

Model No.	Output	Tol.	R&N	Effi.
RSP-1500-5	5V, 0~240A	±2%	150mV	80%
RSP-1500-12	12V, 0~125A	±1%	150mV	87%
RSP-1500-15	15V, 0~100A	±1%	150mV	87%
RSP-1500-24	24V, 0~63A	±1%	150mV	90%
RSP-1500-27	27V, 0~56A	±1%	150mV	90%
RSP-1500-48	48V, 0~32A	±1%	200mV	91%

2000W RSP-2000

Model No.	Output	Tol.	R&N	Effi.
RSP-2000-12	12V, 0~100A	±2%	150mV	87.0%
RSP-2000-24	24V, 0~80A	±1%	200mV	90.5%
RSP-2000-48	48V, 0~42A	±1%	300mV	92.0%

2400W RSP-2400

Model No.	Output	Tol.	R&N	Effi.
RSP-2400-12	12V, 0~166.7A	±1%	150mV	88.0%
RSP-2400-24	24V, 0~100A	±1%	150mV	90.5%
RSP-2400-48	48V, 0~50A	±1%	200mV	91.5%

3000W RSP-3000

Model No.	Output	Tol.	R&N	Effi.
RSP-3000-12	12V, 0~200A	±1%	150mV	87.5%
RSP-3000-24	24V, 0~125A	±1%	150mV	90.0%
RSP-3000-48	48V, 0~62.5A	±1%	200mV	91.5%

5000W & 10000W Single Output

- 3 ϕ 3-wire/ Δ 196~305VAC or 3 ϕ 4-wire/ Y 340~530VAC wide input range
- Built-in active PFC function
- High efficiency up to 91%
- Protections: Short circuit / Overload / Over voltage / Over temp./ Fan alarm
- Built-in fan speed control
- Vo can be trimmed 20~120% by 1~6VDC external control signal
- Io can be trimmed 20~100% by 1~5VDC external control signal
- Current sharing up to 4 units for RST-5000, up to 2 units for RST-10000
- Built-in remote sense and ON/OFF control
- Built-in 12V/0.1A auxiliary power
- Alarm signal output
- 5 years warranty



AC input voltage range 3 ϕ 3-wire/ Δ 196~305VAC or 3 ϕ 4-wire/ Y 340~530VAC

DC adjustment range -2%~+20% rated output voltage

AC inrush current Cold start, 50A (RST-5000); 100A(RST-10000) at 400VAC(3 ϕ 4-wire/Y) 75A(RST-5000); 150A(RST-10000) at 230VAC (3 ϕ 3-wire/ Δ)

Overload protection 100%~112% constant current limiting, auto-recovery (can adjust to delay shut off)

Over voltage protection 125%~140% shut down O/P voltage, re-power on to recover

Setup, rise, hold up time 2200ms, 80ms, 14ms at full load

Withstand voltage I/P-O/P: 3kVAC, I/P-FG: 2kVAC, O/P-FG: 0.5kVAC

Working temperature -30~+70°C (refer to output derating curve)

Safety standards UL60950-1, TUV EN60950-1 approved

EMC standards EN55022 class A, EN61000-3-2,3, EN61000-4-2,3,4,5,6,8,11, EN61000-6-2

◆ RST-5000 Series

Model No.	Output	Tol.	R&N	Effi.
RST-5000-24	24V, 0~200A	±1%	150mV	89%
RST-5000-36	36V, 0~138A	±1%	200mV	90%
RST-5000-48	48V, 0~105A	±1%	200mV	91%

◆ RST-10000 Series

Model No.	Output	Tol.	R&N	Effi.
RST-10000-24	24V, 0~400A	±1%	150mV	89%
RST-10000-36	36V, 0~276A	±1%	200mV	90%
RST-10000-48	48V, 0~210A	±1%	200mV	91%

150~1500W Output Voltage Programmable

- Universal AC input / Full range
- Built-in active PFC function
- Protections: Short circuit / Overload / Over voltage / Over temperature
- Vo can be trimmed 20~110% by 1~5.5VDC external control signal
- Forced air cooling by built-in DC fan (except for SPV-150)
- Cooling by free air convection (SPV-150)
- Built-in remote sense and ON/OFF control (SPV-1500)
- Built-in 12V/0.1A auxiliary power and current sharing up to 4500W (SPV-1500)
- 3 years warranty



AC input voltage range 88~264VAC (SPV-150/300); 90~264VAC (SPV-1500)

DC adjustment range -15%~+10% (SPV-150/300); ±5% (SPV-1500) rated output voltage

AC inrush current Cold start, 40A (SPV-150/300); 60A (SPV-1500) at 230VAC

Overload protection 105%~150% (SPV-150); 105%~135% (SPV-300/1500) constant current limiting, auto-recovery

Over voltage protection 115%~140%(SPV-150/300); 120%~140%(SPV-1500) shut down O/P voltage, re-power on to recover

Withstand voltage I/P - O/P: 3kVAC, I/P-FG: 2kVAC, O/P-FG: 0.5kVAC

Working temperature -20~+65°C (SPV-150/300); -20~+70°C (SPV-1500)

Safety standards UL60950-1, TUV EN60950-1 approved

EMC standards EN55022 class B, EN61000-3-2,3, EN61000-4-2,3,4,5,6,8,11

Packing 12pcs / 14kg(SPV-150/300); 4pcs / 13kg(SPV-1500)

◆ SPV-150 Series

Model No.	Output	Tol.	R&N	Effi.
SPV-150-12	12V, 0~12.5A	±1%	150mV	82%
SPV-150-24	24V, 0~6.25A	±1%	150mV	83%
SPV-150-48	48V, 0~3.125A	±1%	240mV	83%

◆ SPV-300 Series

Model No.	Output	Tol.	R&N	Effi.
SPV-300-12	12V, 0~25A	±1%	150mV	83.5%
SPV-300-24	24V, 0~12.5A	±1%	150mV	85.0%
SPV-300-48	48V, 0~6.25A	±1%	240mV	86.5%

◆ SPV-1500 Series

Model No.	Output	Tol.	R&N	Effi.
SPV-1500-12	12V, 0~125A	±1%	150mV	86.5%
SPV-1500-24	24V, 0~63A	±1%	150mV	90.0%
SPV-1500-48	48V, 0~32A	±1%	200mV	90.0%



Features

- Universal AC input / Full range
- Protections: Short circuit / Overload / Over voltage / Over temperature
- Over temperature protection (200~320W built-in, option for 100W and 150W)
- Built-in active PFC function
- Cooling by free air convection (75W / 100W)
- Forced air cooling by built-in DC fan (150W / 200W / 320W)
- 100% full load burn-in test
- 3 years warranty



General Specification (Please refer to www.meanwell.com for detail spec.)

Model No.	TP-75	TP-100 QP-100	TP-150 QP-150	QP-200	QP-320
AC input voltage range	90~264VAC; 127~370VDC				
AC inrush current (max.)	Cold start, 20A at 230VAC	Cold start, 40A at 230VAC		Cold start, 50A at 230VAC	Cold start, 45A at 230VAC
DC adjustment range	CH1: -5%~+10% rated output voltage	CH1: -5%~+10% rated output voltage (CH1&2 for QP-100/150-3x, QP-100/150-D/F)		CH1&2: -5%~+10% rated output voltage	
Overload protection	Range	105%~150%			
	Type	Hiccup mode, auto-recovery		Constant current limiting, auto-recovery	Fold back current limiting, auto-recovery
Over voltage protection	CH1: 115%~135%	115%~135% for CH1 or CH1&2			
Withstand voltage	I/P - O/P: 3kVAC, I/P - FG: 2kVAC, O/P - FG: 0.5kVAC, 1 minute				
Working temperature	-10~+60°C (refer to output derating curve)				-10~+70°C
Setup, rise, hold up time	800ms, 60ms, 36ms at full load and 230VAC	800ms, 60ms, 24ms at full load and 230VAC (TP-100/150); 800ms, 50ms, 24ms at full load and 230VAC (QP-100/150)		800ms, 50ms, 24ms at full load and 230VAC	800ms, 50ms, 16ms at full load and 230VAC
Safety standards	UL60950-1, TUV EN60950-1 approved				
EMC standards	EN55022 class B, EN61000-3-2,3, EN61000-4-2,3,4,5,6,8,11				
Connection	8P/7.62mm pitch terminal block	9P/7.62mm pitch terminal block with cover		9P/9.5mm pitch terminal block with cover	
Dimension (LxWxH)(mm)	179x 99x 33	199x 99x 50		215x 115x 50	
Case No.	920A	916A	916B	912B	912I

75W — Triple Output

Model No.	Output	Tol.	R&N	Effi.	Max.
TP-75A	5V, 1.5~10A	±3%	100mV	70%	74W
	12V, 0.2~4.0A	±4%	120mV		
	-5V, 0.0~0.6A	±8%	100mV		
TP-75B	5V, 1.5~10A	±3%	100mV	70%	76W
	12V, 0.2~4.0A	±4%	120mV		
	-12V, 0.0~0.6A	±8%	120mV		
TP-75C	5V, 1.5~10A	±3%	100mV	70%	75W
	15V, 0.2~3.0A	±4%	120mV		
	-15V, 0.0~0.6A	±8%	120mV		
TP-75D	5V, 1.5~10A	±3%	100mV	70%	76W
	24V, 0.2~2.5A	±4%	120mV		
	12V, 0.0~0.6A	±8%	120mV		
TP-7503	5V, 1.5~10A	±3%	100mV	70%	75W
	3.3V, 0.2~8.0A	±4%	50mV		
	12V, 0.0~0.6A	±8%	120mV		

100W — Triple Output

Model No.	Output	Tol.	R&N	Effi.	Max.
TP-100A	5V, 3.0~15A	±3%	100mV	75%	101W
	12V, 0.4~5.0A	±7%	120mV		
	-5V, 0.0~1.0A	±6%	100mV		
TP-100B	5V, 3.0~15A	±3%	100mV	78%	105W
	12V, 0.4~5.0A	±6%	120mV		
	-12V, 0.0~1.0A	±6%	100mV		
TP-100C	5V, 3.0~15A	±3%	100mV	77%	104W
	15V, 0.4~4.0A	+10%, -6%	150mV		
	-15V, 0.0~1.0A	±6%	100mV		
TP-100D	5V, 3.0~15A	±3%	100mV	78%	105W
	24V, 0.4~3.0A	±8%	150mV		
	12V, 0.0~1.0A	±6%	100mV		

150W — Triple Output

Model No.	Output	Tol.	R&N	Effi.	Max.
TP-150A	5V, 2.0-20A	±3%	100mV	75%	150W
	12V, 0.4-7.0A	±8%	120mV		
	-5V, 0.0-1.0A	±6%	100mV		
TP-150B	5V, 2.0-20A	±3%	100mV	77%	148W
	12V, 0.4-7.0A	±8%	120mV		
	-12V, 0.0-1.0A	±6%	100mV		
TP-150C	5V, 2.0-20A	±3%	100mV	77%	152W
	15V, 0.4-6.0A	+10%, -6%	150mV		
	-15V, 0.0-1.0A	±6%	100mV		
TP-150D	5V, 2.0-20A	±3%	100mV	78%	154W
	24V, 0.4-4.0A	±8%	150mV		
	12V, 0.0-1.0A	±6%	100mV		

100W — Quad Output

Model No.	Output	Tol.	R&N	Effi.	Max.
QP-100B	5V, 2.0-10A	±3%	100mV	76%	101W
	12V, 0.3-4.0A	±6%	150mV		
	-12V, 0.15-1.0A	+10%, -6%	150mV		
QP-100C	5V, 2.0-10A	±3%	100mV	77%	101W
	15V, 0.3-3.0A	+6%, -10%	150mV		
	-15V, 0.15-1.0A	±8%	150mV		
QP-100D	5V, 2.0-10A	±3%	120mV	78%	100W
	12V, 0.0-3.0A	±3%	150mV		
	24V, 0.3-2.0A	±6%	200mV		
QP-100F	5V, 2.0-10A	±3%	120mV	78%	103W
	15V, 0.0-3.0A	±3%	180mV		
	24V, 0.3-2.0A	±6%	200mV		
QP-100-3A	5V, 2.0-10A	±3%	100mV	74%	99W
	3.3V, 0.0-10A	±3%	100mV		
	12V, 0.3-3.0A	±6%	150mV		
QP-100-3B	5V, 2.0-10A	±3%	100mV	74%	100W
	3.3V, 0.0-10A	±3%	100mV		
	12V, 0.3-3.0A	±6%	150mV		
QP-100-3C	5V, 2.0-10A	±3%	100mV	75%	101W
	3.3V, 0.0-10A	±3%	100mV		
	15V, 0.3-2.0A	+8%, -6%	150mV		
QP-100-3D	5V, 2.0-10A	±3%	100mV	75%	105W
	3.3V, 0.0-10A	±3%	100mV		
	24V, 0.3-2.0A	±6%	150mV		
QP-100-3E	5V, 2.0-10A	±3%	100mV	75%	105W
	3.3V, 0.0-10A	±3%	100mV		
	24V, 0.3-2.0A	±6%	150mV		

150W — Quad Output

Model No.	Output	Tol.	R&N	Effi.	Max.
QP-150B	5V, 3.0-15A	±3%	100mV	76%	150W
	12V, 0.4-5.0A	±6%	150mV		
	-12V, 0.3-2.0A	+10%, -6%	150mV		
QP-150C	5V, 3.0-15A	±3%	100mV	77%	153W
	15V, 0.4-4.0A	+6%, -10%	150mV		
	-15V, 0.3-2.0A	±8%	150mV		
QP-150D	5V, 3.0-15A	±3%	120mV	78%	150W
	12V, 0.0-5.0A	±3%	150mV		
	24V, 0.4-3.0A	±6%	200mV		
QP-150E	5V, 3.0-15A	±3%	120mV	78%	150W
	12V, 0.0-5.0A	±3%	150mV		
	24V, 0.4-3.0A	±6%	200mV		

Model No.	Output	Tol.	R&N	Effi.	Max.
QP-150F	5V, 3.0-15A	±3%	120mV	78%	152W
	15V, 0.0-5.0A	±3%	150mV		
	24V, 0.4-3.0A	±6%	200mV		
	-15V, 0.0-1.0A	±5%	150mV		


Model No.	Output	Tol.	R&N	Effi.	Max.
QP-150-3A	5V, 3.0-15A	±3%	100mV	73%	146W
	3.3V, 0.0-15A	±3%	100mV		
	12V, 0.4-5.0A	±6%	150mV		
QP-150-3B	5V, 3.0-15A	±3%	100mV	75%	150W
	3.3V, 0.0-15A	±3%	100mV		
	12V, 0.4-5.0A	±6%	150mV		
QP-150-3C	5V, 3.0-15A	±3%	100mV	74%	152W
	3.3V, 0.0-15A	±3%	100mV		
	15V, 0.4-5.0A	+8%, -6%	150mV		
QP-150-3D	5V, 3.0-15A	±3%	100mV	76%	150W
	3.3V, 0.0-15A	±3%	100mV		
	24V, 0.3-3.0A	±6%	150mV		
QP-150-3E	5V, 3.0-15A	±3%	100mV	76%	150W
	3.3V, 0.0-15A	±3%	100mV		
	24V, 0.3-3.0A	±6%	150mV		

200W — Quad Output

Model No.	Output	Tol.	R&N	Effi.	Max.
QP-200D	5V, 3.0-20A	±3%	100mV	75%	203W
	12V, 0.0-7.0A	±3%	150mV		
	24V, 0.4-6.0A	+10%, -6%	150mV		
	-12V, 0.0-1.0A	±6%	150mV		
QP-200F	5V, 3.0-20A	±3%	100mV	75%	203W
	15V, 0.0-6.0A	±3%	150mV		
	24V, 0.4-6.0A	+10%, -6%	150mV		
	-15V, 0.0-1.0A	±6%	150mV		
QP-200-3A	5V, 3.0-20A	±3%	100mV	72%	200W
	3.3V, 0.0-20A	±3%	100mV		
	12V, 0.5-8.0A	+8%, -10%	150mV		
	-5V, 0.0-1.0A	±6%	150mV		
QP-200-3B	5V, 3.0-20A	±3%	100mV	72%	205W
	3.3V, 0.0-20A	±3%	100mV		
	12V, 0.5-8.0A	+8%, -10%	150mV		
	-12V, 0.0-1.0A	±6%	150mV		
QP-200-3C	5V, 3.0-20A	±3%	100mV	72%	210W
	3.3V, 0.0-20A	±3%	100mV		
	15V, 0.5-7.0A	+10%, -6%	150mV		
	-15V, 0.0-1.0A	±6%	150mV		
QP-200-3D	5V, 3.0-20A	±3%	100mV	74%	204W
	3.3V, 0.0-20A	±3%	100mV		
	24V, 0.4-6.0A	+10%, -6%	150mV		
	-12V, 0.0-1.0A	±6%	150mV		
QP-200-3E	5V, 3.0-20A	±3%	100mV	74%	206W
	3.3V, 0.0-20A	±3%	100mV		
	24V, 0.4-6.0A	+10%, -6%	150mV		
	-15V, 0.0-1.0A	±6%	150mV		

320W — Quad Output

Model No.	Output	Tol.	R&N	Effi.	Max.
QP-320D	5V, 2.5-20A	±3%	100mV	83%	316W
	12V, 0.0-10A	±3%	150mV		
	24V, 0.2-5.0A	+10%, -6%	150mV		
	-12V, 0.2-2.0A	±10%	150mV		
QP-320F	5V, 2.5-20A	±3%	100mV	83%	316W
	15V, 0.0-10A	±3%	150mV		
	24V, 0.2-5.0A	+10%, -6%	150mV		
	-15V, 0.2-1.6A	±10%	150mV		



■ Features

- Universal AC input / Full range
- Withstand 300VAC surge input for 5 seconds
- Built-in active PFC function
- Protections:
 - Short circuit / Overload / Over voltage / Over temperature (optional for HRP-75 / HRP-100)
- Built-in constant current limiting circuit
- Built-in remote sense function (HRP□-150 / 200)
- No load power consumption < 0.5W (except for HRP-150/200)
- Built-in remote ON/OFF control (except for HRP-150 / 200)
- Built-in 5V / 0.3A standby output (HRPG-150 / 200)
- Cooling by free air convection
- 1U low profile
- LED indicator for power on
- 100% full load burn-in test
- 5 years warranty

■ General Specification (Please refer to www.meanwell.com for detail spec.)



Model No.	HRP-75	HRP-100	HRP□-150	HRP□-200
AC input voltage range	85~264VAC; 120~370VDC			
AC inrush current (max.)	Cold start, 65A at 230VAC		Cold start; 70A at 230VAC	
DC adjustment range	-5%~+10% rated output voltage		±15% rated output voltage	
Overload protection	Range	105%~135%		
	Type	Constant current limiting, auto-recovery		
Over voltage protection	115%~145%			
Withstand voltage	I/P-O/P: 3kVAC, I/P-FG: 1.5kVAC, O/P-FG: 0.5kVAC, 1 minute			
Working temperature	-40~+70°C (refer to output derating curve)	-40~+60°C	-40~+70°C	
Safety standards	UL60950-1, TUV EN60950-1 approved			
EMC standards	EN55022 class B, EN61000-4-2,3,4,5,6,8,11, EN61000-3-2,3, EN61000-6-2 heavy industry level			
Connection	5P/9.5mm pitch terminal block with cover		7P/9.5mm pitch terminal block with cover	
Dimension (LxWxH)(mm)	129x98x38	159x97x38	199x 98x 38	
Case No.	903D	9011	902E	

■ 75W HRP-75

Model No.	Output	Tol.	R&N	Effi.
HRP-75-3.3	3.3V, 0~15A	±2.5%	80mV	77.0%
HRP-75-5	5V, 0~15A	±2.5%	80mV	82.5%
HRP-75-7.5	7.5V, 0~10A	±2.5%	100mV	84.0%
HRP-75-12	12V, 0~6.3A	±1.5%	120mV	87.0%
HRP-75-15	15V, 0~5A	±1.5%	150mV	88.0%
HRP-75-24	24V, 0~3.2A	±1.5%	150mV	88.5%
HRP-75-36	36V, 0~2.1A	±1.5%	200mV	89.0%
HRP-75-48	48V, 0~1.6A	±1.5%	240mV	89.0%

■ 150W HRP□-150

Model No.	Output	Tol.	R&N	Effi.
HRP□-150-3.3	3.3V, 0~30A	±2.5%	80mV	78.5%
HRP□-150-5	5V, 0~26A	±2.5%	80mV	85.0%
HRP□-150-7.5	7.5V, 0~20A	±2.5%	100mV	87.0%
HRP□-150-12	12V, 0~13A	±1.5%	120mV	88.0%
HRP□-150-15	15V, 0~10A	±1.5%	150mV	88.0%
HRP□-150-24	24V, 0~6.5A	±1.5%	150mV	88.0%
HRP□-150-36	36V, 0~4.3A	±1.5%	200mV	89.0%
HRP□-150-48	48V, 0~3.3A	±1.5%	240mV	89.0%

□=blank, G; blank: basic function, G: with 5Vsb & no load < 0.5W

■ 100W HRP-100

Model No.	Output	Tol.	R&N	Effi.
HRP-100-3.3	3.3V, 0~20A	+2.5%, -3.5%	80mV	78.0%
HRP-100-5	5V, 0~17A	±2.5%	80mV	83.0%
HRP-100-7.5	7.5V, 0~13.5A	±2.5%	100mV	84.0%
HRP-100-12	12V, 0~8.5A	±1.5%	120mV	87.5%
HRP-100-15	15V, 0~7A	±1.5%	150mV	88.0%
HRP-100-24	24V, 0~4.5A	±1.5%	150mV	88.5%
HRP-100-36	36V, 0~2.9A	±1.5%	200mV	89.0%
HRP-100-48	48V, 0~2.2A	±1.5%	240mV	90.0%

■ 200W HRP□-200

Model No.	Output	Tol.	R&N	Effi.
HRP□-200-3.3	3.3V, 0~40A	±2%	80mV	80.0%
HRP□-200-5	5V, 0~35A	±2%	90mV	84.0%
HRP□-200-7.5	7.5V, 0~26.7A	±2%	100mV	86.0%
HRP□-200-12	12V, 0~16.7A	±1%	120mV	88.0%
HRP□-200-15	15V, 0~13.4A	±1%	150mV	88.0%
HRP□-200-24	24V, 0~8.4A	±1%	150mV	88.0%
HRP□-200-36	36V, 0~5.7A	±1%	250mV	89.0%
HRP□-200-48	48V, 0~4.3A	±1%	250mV	89.0%

□=blank, G; blank: basic function, G: with 5Vsb & no load < 0.5W



HRP-600
HRPG-600

HRP-450
HRPG-450

HRP-300
HRPG-300

Features

- Universal AC input / Full range
- Withstand 300VAC surge input for 5 seconds
- Built-in active PFC function
- Protections: Short circuit / Overload / Over voltage / Over temperature
- Built-in constant current limiting circuit
- Built-in remote sense function
- Built-in DC OK signal
- No load power consumption < 0.5W (HRPG-300 / 450)
- No load power consumption < 0.75W (HRPG-600)
- Built-in remote ON/OFF control & 5V / 0.3A standby output (HRPG series)
- **Built-in current sharing (HRPG-600-24 / 36 / 48)**
- Forced air cooling by built-in DC fan
- 1U low profile (HRP□-300 / 450)
- 100% full load burn-in test
- 5 years warranty

General Specification (Please refer to www.meanwell.com for detail spec.)



Model No.	HRP□-300	HRP□-450	HRP□-600
AC input voltage range	85~264VAC; 120~370VDC		
AC inrush current (max.)	Cold start, 70A at 230VAC		
DC adjustment range	±15% rated output voltage		
Overload Protection	Range	105%~135%	
	Type	Constant current limiting, auto-recovery	
Over voltage protection	115%~145%		
Withstand voltage	I/P - O/P: 3kVAC, I/P - FG: 1.5kVAC, O/P - FG: 0.5kVAC, 1 minute		
Working temperature	-40~+70°C (refer to output derating curve)		
Safety standards	UL60950-1, TUV EN60950-1 approved		
EMC standards	EN55022 class B, EN61000-4-2,3,4,5,6,8,11, EN61000-3-2,3, EN61000-6-2 heavy industry level		
Connection	7P/11mm pitch terminal block with cover	3+6P/10&11mm pitch terminal block with cover	
Dimension (LxWxH)(mm)	199x105x41	218x105x41	218x105x63.5
Case No.	980A	995A	977A

300W HRP□-300

Model No.	Output	Tol.	R&N	Effi.
HRP□-300-3.3	3.3V, 0~60A	±2.5%	80mV	80.0%
HRP□-300-5	5V, 0~60A	±2.0%	90mV	82.0%
HRP□-300-7.5	7.5V, 0~40A	±2.0%	100mV	86.0%
HRP□-300-12	12V, 0~27A	±1.0%	120mV	88.0%
HRP□-300-15	15V, 0~22A	±1.0%	150mV	88.0%
HRP□-300-24	24V, 0~14A	±1.0%	150mV	87.0%
HRP□-300-36	36V, 0~9A	±1.0%	250mV	88.0%
HRP□-300-48	48V, 0~7A	±1.0%	250mV	89.0%

□ = blank, G; blank: basic function, G: with 5Vsb & no load < 0.5W

600W HRP□-600

Model No.	Output	Tol.	R&N	Effi.
HRP□-600-3.3	3.3V, 0~120A	±2%	100mV	78.5%
HRP□-600-5	5V, 0~120A	±2%	100mV	82.0%
HRP□-600-7.5	7.5V, 0~80A	±2%	100mV	87.0%
HRP□-600-12	12V, 0~53A	±1%	120mV	88.0%
HRP□-600-15	15V, 0~43A	±1%	150mV	88.0%
HRP□-600-24	24V, 0~27A	±1%	150mV	88.0%
HRP□-600-36	36V, 0~17.5A	±1%	200mV	89.0%
HRP□-600-48	48V, 0~13A	±1%	240mV	89.0%

□ = blank, G; blank: basic function, G: with 5Vsb & no load < 0.75W

450W HRP□-450

Model No.	Output	Tol.	R&N	Effi.
HRP□-450-3.3	3.3V, 0~90A	±2%	80mV	80.0%
HRP□-450-5	5V, 0~90A	±2%	80mV	83.0%
HRP□-450-7.5	7.5V, 0~60A	±2%	100mV	86.5%
HRP□-450-12	12V, 0~37.5A	±1%	120mV	88.0%
HRP□-450-15	15V, 0~30A	±1%	150mV	89.0%
HRP□-450-24	24V, 0~18.8A	±1%	150mV	88.0%
HRP□-450-36	36V, 0~12.5A	±1%	240mV	89.0%
HRP□-450-48	48V, 0~9.5A	±1%	240mV	89.5%

□ = blank, G; blank: basic function, G: with 5Vsb & no load < 0.5W



We are a TQM (Total Quality Management) company and ISO-9001 certified since 1994.



Who can provide you better services and be a trustworthy partner in the power industry?

— "MEAN WELL" tries to be —



Best products also need best service.

We have authorized distributors all over the world. They have sufficient stock for your prompt delivery. Also they can offer you technical support & RMA services. Please contact your local distributors for more product information. You can also contact us at info@meanwell.com for information of your local distributors.



Features

- Universal AC input / Full range
- Medical safety approved (MOOP level)
- Low leakage current $\leq 300\mu\text{A}$ ($\leq 450\mu\text{A}$ for MSP-300)
- Withstand 300VAC surge input for 5 seconds
- Built-in active PFC function
- Protections: Short circuit / Overload / Over voltage / Over temperature
- 1U low profile (MSP-100/200/300/450)
- Built-in constant current limiting circuit
- Built-in remote sense function (MSP-200/300/450/600)
- No load power consumption $< 0.5\text{W}$ ($< 0.6\text{W}$ for MSP-450 ; $< 0.8\text{W}$ for MSP-600)
- **Built-in current sharing (MSP-600-24/36/48)**
- Built-in remote ON/OFF control
- Built-in 5V/0.3A standby output (MSP-200/300/450/600)
- Built-in DC OK signal (MSP-300/450/600)
- LED indicator for power on
- 5 years warranty

General Specification (Please refer to www.meanwell.com for detail spec.)



Model No.	MSP-100	MSP-200	MSP-300	MSP-450	MSP-600
AC input voltage range	85~264VAC; 120~370VDC				
AC inrush current (max.)	Cold start, 65A at 230VAC		Cold start, 70A at 230VAC		Cold start, 80A at 230VAC
DC adjustment range	$\pm 15\%$ rated output voltage				
Overload protection	Range	105%~135%			
	Type	Constant current limiting, auto-recovery			
Over voltage protection	115%~145%				
Withstand voltage	I/P-O/P: 4kVAC, I/P-FG: 2kVAC, O/P-FG: 0.5kVAC, 1 minute				
Working temperature	-40~+60°C		-40~+70°C (refer to output derating curve)		
Safety standards	ANSI/AAMI ES60601-1, IEC60601-1 approved				
EMC standards	EN55011 class B, EN61000-4-2,3,4,5,6,8,11, EN61000-3-2,3, EN60601-1-2				
Connection	7P / 9.5mm pitch terminal block with cover		7P / 11mm pitch terminal block with cover	3+6P / 10 & 11mm pitch terminal block with cover	
Dimension (LxWxH)(mm)	159x 97x 38	199x 98x 38	199x 105x 41	218x 105x 41	218x 105x 63.5
Case No.	901I	902E	980A	995A	977A

100W MSP-100

Model No.	Output	Tol.	R&N	Effi.
MSP-100-3.3	3.3V, 0~20A	+2.5%, -3.5%	80mV	78.0%
MSP-100-5	5V, 0~17A	+2.5%, -3.5%	80mV	83.0%
MSP-100-7.5	7.5V, 0~13.5A	$\pm 2.5\%$	100mV	84.0%
MSP-100-12	12V, 0~8.5A	$\pm 1.5\%$	120mV	87.5%
MSP-100-15	15V, 0~7A	$\pm 1.5\%$	150mV	88.0%
MSP-100-24	24V, 0~4.5A	$\pm 1.5\%$	150mV	88.5%
MSP-100-36	36V, 0~2.9A	$\pm 1.5\%$	200mV	89.0%
MSP-100-48	48V, 0~2.2A	$\pm 1.5\%$	240mV	90.0%

Model No.	Output	Tol.	R&N	Effi.
MSP-300-15	15V, 0~22A	$\pm 1\%$	150mV	88.0%
MSP-300-24	24V, 0~14A	$\pm 1\%$	150mV	87.0%
MSP-300-36	36V, 0~9A	$\pm 1\%$	250mV	88.0%
MSP-300-48	48V, 0~7A	$\pm 1\%$	250mV	89.0%

200W MSP-200

Model No.	Output	Tol.	R&N	Effi.
MSP-200-3.3	3.3V, 0~40A	$\pm 2\%$	80mV	80.0%
MSP-200-5	5V, 0~35A	$\pm 2\%$	90mV	84.0%
MSP-200-7.5	7.5V, 0~26.7A	$\pm 2\%$	100mV	86.0%
MSP-200-12	12V, 0~16.7A	$\pm 1\%$	120mV	88.0%
MSP-200-15	15V, 0~13.4A	$\pm 1\%$	150mV	88.0%
MSP-200-24	24V, 0~8.4A	$\pm 1\%$	150mV	88.0%
MSP-200-36	36V, 0~5.7A	$\pm 1\%$	250mV	89.0%
MSP-200-48	48V, 0~4.3A	$\pm 1\%$	250mV	89.0%

450W MSP-450

Model No.	Output	Tol.	R&N	Effi.
MSP-450-3.3	3.3V, 0~90A	$\pm 2\%$	80mV	80.0%
MSP-450-5	5V, 0~90A	$\pm 2\%$	80mV	83.0%
MSP-450-7.5	7.5V, 0~60A	$\pm 2\%$	100mV	86.5%
MSP-450-12	12V, 0~37.5A	$\pm 1\%$	120mV	88.0%
MSP-450-15	15V, 0~30A	$\pm 1\%$	150mV	89.0%
MSP-450-24	24V, 0~18.8A	$\pm 1\%$	150mV	88.0%
MSP-450-36	36V, 0~12.5A	$\pm 1\%$	240mV	89.0%
MSP-450-48	48V, 0~9.5A	$\pm 1\%$	240mV	89.5%

300W MSP-300

Model No.	Output	Tol.	R&N	Effi.
MSP-300-3.3	3.3V, 0~60A	$\pm 2.5\%$	80mV	80.0%
MSP-300-5	5V, 0~60A	$\pm 2\%$	90mV	82.0%
MSP-300-7.5	7.5V, 0~40A	$\pm 2\%$	100mV	86.0%
MSP-300-12	12V, 0~27A	$\pm 1\%$	120mV	88.0%

600W MSP-600

Model No.	Output	Tol.	R&N	Effi.
MSP-600-3.3	3.3V, 0~120A	$\pm 2\%$	100mV	78.5%
MSP-600-5	5V, 0~120A	$\pm 2\%$	100mV	82.0%
MSP-600-7.5	7.5V, 0~80A	$\pm 2\%$	100mV	86.0%
MSP-600-12	12V, 0~53A	$\pm 1\%$	120mV	88.0%
MSP-600-15	15V, 0~43A	$\pm 1\%$	150mV	88.0%
MSP-600-24	24V, 0~27A	$\pm 1\%$	150mV	88.0%
MSP-600-36	36V, 0~17.5A	$\pm 1\%$	200mV	89.0%
MSP-600-48	48V, 0~13A	$\pm 1\%$	240mV	89.0%



■ Features

- Universal AC input / Full range
- Built-in active PFC
- Protections: Short circuit / Overload /Over voltage / Over temperature
- Output wattage:
 - USP-150: 150W convection
 - USP-225: 150W convection, 225W with 18CFM forced air
 - USP-350: 300W convection, 350W with 23.5CFM forced air
 - USP-500: 400W convection, 500W with 23.5CFM forced air
- High power density: 5.5W/in³ (USP-150); 4.7W/in³ (USP-225); 6.32W/in³ (USP-350); 6.2W/in³ (USP-500)
- U-bracket low profile: 33mm(USP-150); 38mm(USP-225/300); 41mm(USP-500)
- Built-in remote ON/OFF control, remote sense, DC OK signal (USP-500)
- **Optional current sharing(1+1) for USP-500-24/48**
- 3 years warranty

■ General Specification (Please refer to www.meanwell.com for detail spec.)

Model No.	USP-150	USP-225	USP-350	USP-500
AC input voltage range	90~295VAC; 127~417VDC		90~264VAC; 127~370VDC	
AC inrush current (max.)	Cold start, 65A at 230VAC	15A at 115VAC, 35A at 230VAC	22A at 115VAC, 44A at 230VAC	30A at 115VAC, 50A at 230VAC
DC adjustment range	±10% rated output voltage			
Overload protection	Range	110%~160%	105%~150%	105%~130%
	Type	Hiccup mode, auto-recovery	Constant current limiting, auto-recovery	
Over voltage protection	Range	110%~135%	110%~135%	110%~140%
	Type	Shut off, AC recycle to re-start		Hiccup mode, auto-recovery
Withstand voltage	I/P - O/P: 3kVAC, I/P - FG: 1.5kVAC, O/P - FG: 0.5kVAC, 1 minute			
Working temperature	-30~+65°C	-20~+65°C	-10~+65°C	-20~+70°C
Vibration	10~500Hz, 2G 10min./1cycle, 60min. each along X, Y, Z axes			
Safety standards	UL60950-1, TUV EN60950-1(except for USP-150) approved			
EMC standards	EN55022 class B, EN61000-3-2,3, EN61000-4-2,3,4,5,6,8,11			
Connection	JST: SVH-21T-P1.1, 4P/7.62mm pitch terminal block	20P/2.54mm pitch, Molex 39-29-9206	5+9P×2/3.96mm pitch, JST: B5P/B9P×2-VH	3+8P/8.5mm pitch terminal block with cover
Dimension (LxWxH)(mm)	215x 67.4x 33	202x 101.5x 38	235.2x 101.5x 38	254x 127x 41

■ USP-150 Series



Model No.	Output	Tol.	R&N	Effi.
USP-150-12	12V, 0~12.5A	±2%	100mV	91.5%
USP-150-15	15V, 0~10.0A	±2%	150mV	91.5%
USP-150-24	24V, 0~6.30A	±2%	150mV	93.0%
USP-150-36	36V, 0~4.20A	±2%	250mV	93.0%
USP-150-48	48V, 0~3.20A	±2%	250mV	93.0%

■ USP-350 Series



Model No.	Output	Tol.	R&N	Effi.
USP-350-3.3	3.3V, 0~70.0A	±2%	80mV	78%
USP-350-5	5V, 0~70.0A	±2%	80mV	84%
USP-350-12	12V, 0~29.2A	±2%	100mV	88%
USP-350-15	15V, 0~23.4A	±2%	100mV	88%
USP-350-24	24V, 0~14.6A	±2%	150mV	88%
USP-350-48	48V, 0~7.30A	±2%	150mV	89%

■ USP-225 Series



Model No.	Output	Tol.	R&N	Effi.
USP-225-3.3	3.3V, 0~40.0A	±2%	100mV	72%
USP-225-5	5V, 0~40.0A	±2%	100mV	77%
USP-225-12	12V, 0~18.7A	±2%	100mV	83%
USP-225-15	15V, 0~15.0A	±2%	100mV	84%
USP-225-24	24V, 0~9.40A	±2%	150mV	85%
USP-225-48	48V, 0~4.70A	±2%	250mV	86%

■ USP-500 Series



Model No.	Output	Tol.	R&N	Effi.
USP-500-5	5V, 0~80.0A	±2%	80mV	85%
USP-500-12	12V, 0~42.0A	±2%	100mV	90%
USP-500-15	15V, 0~33.5A	±2%	100mV	90%
USP-500-24	24V, 0~21.0A	±2%	150mV	89%
USP-500-48	48V, 0~10.5A	±2%	150mV	90%



Features

- Universal AC input / Full range
- Installed on DIN rail TS-35 / 7.5 or 15
- Protections: Short circuit / Overload / Over voltage
- No load power consumption <0.75W (<1W for MDR-100)
- LED indicator for power on
- **Built-in active PFC and over temp. protection (MDR-100)**
- **Class I, Div 2 Hazardous Locations T4(MDR-40/60)**
- DC OK signal output (MDR-10/20)
- DC OK relay contact (MDR-40/60/100)
- Cooling by free air convection
- 100% full load burn-in test
- 3 years warranty

General Specification (Please refer to www.meanwell.com for detail spec.)

Model No.	MDR-10	MDR-20	MDR-40	MDR-60	MDR-100
AC input voltage range	85~264VAC; 120~370VDC				
AC inrush current	Cold start, 35A at 115VAC, 70A at 230VAC	Cold start, 20A at 115VAC, 40A at 230VAC	Cold start, 30A at 115VAC, 60A at 230VAC		
DC adjustment range	Fixed	±10% rated output voltage	0~+20% rated output voltage		
Overload protection	>105% hiccup mode, auto-recovery	105%~160% constant current limiting, auto-recovery	105%~150% constant current limiting, auto-recovery		
Over voltage protection	115%~135% rated output voltage		125%~150% rated output voltage		
Setup, rise, hold up time	500ms, 30ms, 120ms	500ms, 30ms, 50ms	3000ms, 50ms, 50ms		
Withstand voltage	I/P-O/P:3kVAC, I/P-FG:2kVAC, 1minute				
Working temperature	-20~+70°C (refer to output derating curve)				-10~+60°C
DC OK signal	Open collector	Open collector	Relay contact		
Safety standards	UL508, TUV EN60950-1 approved; MDR-40/60 also approved for UL60950-1, ANSI/ISA 12.12.01-2013 Class I, Div. 2 Group A, B, C, D Hazardous Locations T4				
EMC standards	EN55022 class B, EN61000-3-2,3, EN61000-4-2,3,4,5,6,8,11, EN61204-3, EN61000-6-2 heavy industry level (MDR-40/60/100)				
Connection	I/P: 3 poles, O/P: 3 poles screw DIN terminal		I/P: 3 poles, O/P: 6 poles screw DIN terminal		
Dimension (WxHxD)(mm)	22.5x90x100		40x90x100		55x90x100
Packing	72pcs / 13.2kg	72pcs / 14.7kg	42pcs / 13.6kg	42pcs / 14.8kg	30pcs / 13.6kg

MDR-10 Series



Model No.	Output	Tol.	R&N	Effi.
MDR-10-5	5V, 0~2.0A	±5%	80mV	77%
MDR-10-12	12V, 0~0.84A	±3%	120mV	81%
MDR-10-15	15V, 0~0.67A	±3%	120mV	81%
MDR-10-24	24V, 0~0.42A	±2%	150mV	84%

MDR-60 Series



Model No.	Output	Tol.	R&N	Effi.
MDR-60-5	5V, 0~10.0A	±2%	80mV	78%
MDR-60-12	12V, 0~5.00A	±1%	120mV	86%
MDR-60-24	24V, 0~2.50A	±1%	150mV	88%
MDR-60-48	48V, 0~1.25A	±1%	200mV	87%

MDR-20 Series



Model No.	Output	Tol.	R&N	Effi.
MDR-20-5	5V, 0~3.0A	±2%	80mV	76%
MDR-20-12	12V, 0~1.67A	±1%	120mV	80%
MDR-20-15	15V, 0~1.34A	±1%	120mV	81%
MDR-20-24	24V, 0~1.00A	±1%	150mV	84%

MDR-100 Series



Model No.	Output	Tol.	R&N	Effi.
MDR-100-12	12V, 0~7.5A	±1%	120mV	83%
MDR-100-24	24V, 0~4.0A	±1%	150mV	86%
MDR-100-48	48V, 0~2.0A	±1%	200mV	87%

MDR-40 Series



Model No.	Output	Tol.	R&N	Effi.
MDR-40-5	5V, 0~6.00A	±2%	80mV	78%
MDR-40-12	12V, 0~3.33A	±1%	120mV	86%
MDR-40-24	24V, 0~1.70A	±1%	150mV	88%
MDR-40-48	48V, 0~0.83A	±1%	200mV	88%



Energy Saving –

We care about energy saving. This logo represents that this model has "low no load power consumption"!



To satisfy our customers is our goal –

- High Quality
- Low Cost
- Prompt Delivery
- Best Service



■ Features

- Isolation Class II
- Universal AC input / Full range
- Protections: Short circuit / Overload / Over voltage
- Over temperature protection (DR-100)
- No load power consumption <1W (DR-100)
- No load power consumption <0.5W (DR-15)
- Installed on DIN rail TS-35 / 7.5 or 15
- Cooling by free air convection
- LED indicator for power on
- 100% full load burn-in test
- 3 years warranty
- Suitable for building automation and control of household appliance

■ General Specification (Please refer to www.meanwell.com for detail spec.)



Model No.	DR-15	DR-30	DR-60	DR-100
AC input voltage range	85~264VAC; 120~370VDC		88~264VAC; 124~370VDC	
AC inrush current (max.)	Cold start, 65A at 230VAC	Cold start, 30A at 230VAC	Cold start, 36A at 230VAC	Cold start, 45A at 230VAC
DC adjustment range	±10% rated output voltage			12V: 12~15V, 15V: 15~18V, 24V: 24~29V
Overload protection	Range	105%~160%		105%~135%
	Type	constant current limiting, auto-recovery		
Over voltage protection	Range	115%~135% rated output voltage		125%~155% rated output voltage
	Type	Shut off, clamp by zener diode	Shut down, re-power on to recover	
Withstand voltage	I/P-O/P: 3kVAC			
Working temperature	-20~+60°C (refer to output load derating curve)			
Vibration	10~500Hz, 2G 10 min./1 cycle, period for 60 min. each along X, Y, Z axes			
Safety standards	UL60950-1, TUV60950-1 approved			
EMC standards	EN55022 class B, EN61000-3-2,3, EN61000-6-2, EN61000-4-2,3,4,5,6,8,11, EN61204-3			
Connection	I/P and O/P: 2 poles screw DIN terminal	I/P: 2 poles, O/P: 4 poles screw DIN terminal		
Dimension (WxHxD)(mm)	25x93x56	78x93x56	78x93x56	100x93x56
Case No.	985A	918B	918B	970A
Packing	140pcs / 15.0kg	48pcs / 14.0kg	48pcs / 15.4kg	36pcs / 13.6kg

■ 15W DR-15

Model No.	Output	Tol.	R&N	Effi.
DR-15-5	5V, 0~2.40A	±2%	80mV	77.0%
DR-15-12	12V, 0~1.25A	±1%	120mV	84.0%
DR-15-15	15V, 0~1.00A	±1%	120mV	83.5%
DR-15-24	24V, 0~0.63A	±1%	150mV	85.0%

■ 60W DR-60

Model No.	Output	Tol.	R&N	Effi.
DR-60-5	5V, 0~6.5A	±2%	80mV	76%
DR-60-12	12V, 0~4.5A	±1%	120mV	82%
DR-60-15	15V, 0~4.0A	±1%	120mV	83%
DR-60-24	24V, 0~2.5A	±1%	150mV	84%

■ 30W DR-30

Model No.	Output	Tol.	R&N	Effi.
DR-30-5	5V, 0~3.0A	±2%	80mV	74%
DR-30-12	12V, 0~2.0A	±1%	120mV	81%
DR-30-15	15V, 0~2.0A	±1%	120mV	82%
DR-30-24	24V, 0~1.5A	±1%	150mV	83%

■ 100W DR-100

Model No.	Output	Tol.	R&N	Effi.
DR-100-12	12V, 0~7.5A	±2%	120mV	87%
DR-100-15	15V, 0~6.5A	±1%	120mV	87%
DR-100-24	24V, 0~4.2A	±1%	150mV	89%



We provide specification, drawing, test report and more information, please visit our website —

<http://www.meanwell.com>



Energy Saving —

We care about energy saving. This logo represents that this model has "low no load power consumption"!



■ Features

- Universal AC input / Full range (DR-45/75, DRP-240)
AC input selectable by switch (DR-120, DRP-480S); AC input 180~264VAC only (DRP-480)
- Built-in active PFC function (DRP-240)
- Built-in passive PFC function compliance to EN61000-3-2 (480W models)
- Protections: Short circuit / Overload / Over voltage / Over temperature
- Cooling by free air convection
- Can be installed on DIN rail TS-35 / 7.5 or 15
- UL508 (industrial control equipment) listed
- 100% full load burn-in test
- LED indicator for power on
- 3 years warranty

■ General Specification (Please refer to www.meanwell.com for detail spec.)

Model No.	DR-45	DR-75	DR-120	DRP-240	DRP-480	DRP-480S
AC input voltage range	85~264VAC(DR-45/75, DRP-240); 90~132/180~264VAC selectable by switch (DR-120, DRP-480S); 180~264VAC only (DRP-480)					
AC inrush current (230VAC)	56A	40A	40A	45A	40A	45A
DC adjustment range	±10%					
Overload protection	105%~150% constant current limiting, auto-recovery					
Over voltage protection	Range	115%~142% rated output voltage			30~36V for 24V model, 54~60V for 48V model	
	Type	Shut off, AC recycle to re-start				
Over temp. protection	Shut down output voltage, recovers automatically after temperature goes down (DRP-240, re-power on to recover)					
Withstand voltage	I/P-O/P: 3kVAC, I/P-FG: 1.5kVAC, O/P-FG: 0.5kVAC, 1 minute					
Working temperature	-10~+50°C	-10~+60°C		-10~+70°C	-20~+70°C	
Safety standards	UL508, TUV EN60950-1 approved (UL60950-1 also for DR-120, DRP-240, DRP-480, DRP-480S)					
EMC standards	EN55022 class B, EN61000-3-2,3, EN61000-4-2,3,4,5,6,8,11, EN61000-6-2 heavy industry level					
Connection	I/P: 3 poles, O/P: 4 poles screw DIN terminal					
Dimension (WxHxD)(mm)	78x93x67	55.5x125.2x100		125.5x125.2x100	227x125.2x100	
Case No.	918A	923	921A	922A	930	
Packing	48pcs / 17.5kg	20pcs / 13.0kg	20pcs / 16.5kg	12pcs / 15.5kg	6pcs / 15.0kg	6pcs / 16.6kg

■ DR-45 Series



Model No.	Output	Tol.	R&N	Effi.
DR-4505	5V, 0~5.0A	±2%	100mV	72%
DR-4512	12V, 0~3.5A	±1%	200mV	77%
DR-4515	15V, 0~2.8A	±1%	240mV	77%
DR-4524	24V, 0~2.0A	±1%	480mV	80%

■ DR-75 Series



Model No.	Output	Tol.	R&N	Effi.
DR-75-12	12V, 0~6.3A	±2%	100mV	76%
DR-75-24	24V, 0~3.2A	±1%	150mV	80%
DR-75-48	48V, 0~1.6A	±1%	240mV	81%

■ DR-120 Series



Model No.	Output	Tol.	R&N	Effi.
DR-120-12	12V, 0~10A	±2%	80mV	80%
DR-120-24	24V, 0~5.0A	±1%	80mV	84%
DR-120-48	48V, 0~2.5A	±1%	100mV	85%

■ DRP-240 Series



Model No.	Output	Tol.	R&N	Effi.
DRP-240-24	24V, 0~10A	±1%	80mV	84%
DRP-240-48	48V, 0~5.0A	±1%	150mV	85%

■ DRP-480 Series



Model No.	Output	Tol.	R&N	Effi.
DRP-480-24	24V, 0~20A	±1%	120mV	89%
DRP-480-48	48V, 0~10A	±1%	120mV	89%

■ DRP-480S Series



Model No.	Output	Tol.	R&N	Effi.
DRP-480S-24	24V, 0~20A	±1%	120mV	89%
DRP-480S-48	48V, 0~10A	±1%	120mV	89%



Customer Satisfaction —

Today's effort, tomorrow's reward. Continuously improve CQTS to satisfy customer is our goal.



■ Features

- Input 340~550VAC, 3-phase (two phase for DRH-120)
- Protections: Short circuit / Overload / Over voltage / Over temperature
- Built-in constant current limiting circuit
- Cooling by free air convection
- Can be installed on DIN rail TS-35 / 7.5 or 15
- UL508 (industrial control equipment) listed (240~960W)
- EN61000-6-2 industrial immunity level
- Optional parallel function (1+1) (960W only)
- 100% full load burn-in test
- LED indicator for power on
- 3 years warranty

■ General Specification (Please refer to www.meanwell.com for detail spec.)

Model No.	DRH-120	DRT-240	DRT-480	DRT-960
AC input voltage range	340~550VAC, two phase	340~550VAC, 3-phase (two phase operation possible)		
AC inrush current (max.)	Cold start, 50A at 400VAC			
DC adjustment range	24V: 24~28V, 48V: 48~55V			
Overload protection	Range	105%~160%	105%~150%	105%~125%
	Type	Constant current limiting, auto-recovery		
Over voltage protection	Range	24V: 30~36V, 48V: 59~66V		
	Type	Shut off, AC recycle to re-start		
Over temperature protection	Shut down output voltage, recovers automatically after temperature goes down			
Withstand voltage	I/P - O/P: 3kVAC, I/P - FG: 1.5kVAC, O/P - FG: 0.5kVAC, 1 minute			
Working temperature	-20~+60°C	-20~+70°C		-20~+60°C
Safety standards	UL60950-1 approved	UL508, UL60950-1, TUV EN60950-1 approved		
EMC standards	EN55022 class B, EN61000-3-2,3, EN61000-4-2,3,4,5,6,8,11, EN61204-3, EN61000-6-2 heavy industry level			
Connection (screw DIN terminal)	I/P: 3 poles, O/P: 4 poles	I/P: 4 poles, O/P: 4 poles		I/P: 4 poles, O/P: 6 poles
Dimension (WxHxD)(mm)	65.5x125.2x100	125.5x125.2x100	227x125.2x100	276x125.2x100
Case No.	921A	922A	930A	934
Packing	20pcs / 16.0kg	12pcs / 16.6kg	6pcs / 16.0kg	4pcs / 14.2kg

■ DRH-120 (Two Phase)



Model No.	Output	Tol.	R&N	Effi.
DRH-120-24	24V, 0~5.0A	±1%	80mV	85%
DRH-120-48	48V, 0~2.5A	±1%	80mV	86%

■ DRT-480 (Three Phase)



Model No.	Output	Tol.	R&N	Effi.
DRT-480-24	24V, 0~20A	±1%	80mV	89%
DRT-480-48	48V, 0~10A	±1%	80mV	90%

■ DRT-240 (Three Phase)



Model No.	Output	Tol.	R&N	Effi.
DRT-240-24	24V, 0~10A	±1%	80mV	89%
DRT-240-48	48V, 0~5.0A	±1%	80mV	89%

■ DRT-960 (Three Phase)



Model No.	Output	Tol.	R&N	Effi.
DRT-960-24	24V, 0~40A	±1%	80mV	91%
DRT-960-48	48V, 0~20A	±1%	80mV	92%



Best products also need best service.

We have authorized distributors all over the world. They have sufficient stock for your prompt delivery. Also they can offer you technical support & RMA services. Please contact your local distributors for more product information. You can also contact us at info@meanwell.com for information of your local distributors.



We provide specification, drawing, test report and more information, please visit our website — <http://www.meanwell.com>



48hrs delivery—

We keep enough stock for 95% of standard models at our 2400m² warehouse. We can arrange prompt delivery within 48hrs.



Features

- Universal AC input / Full range
- Protections: Short circuit / Overload / Over voltage / Over temperature
- Cooling by free air convection
- Can be installed on DIN rail TS-35 / 7.5 or 15
- UL508 (industrial control equipment) listed
- EN61000-6-2 (EN50082-2) industrial immunity level
- 100% full load burn-in test
- Low cost
- 2 years warranty

General Specification (Please refer to www.meanwell.com for detail spec.)



Model No.	EDR-75	EDR-120	EDR-150
AC input voltage range	90~264VAC; 127~370VDC		
AC inrush current (max.)	Cold start, 35A at 230VAC		
DC adjustment range	12V: 12~14V, 24V: 24~28V, 48V: 48~55V		
Overload protection	Range	105%~130%	
	Type	Constant current limiting, auto-recovery	
Over voltage protection	Range	12V: 14~17V, 24V: 29~33V, 48V: 56~65V	24V: 29~33V
	Type	Shut down o/p voltage, re-power on to recover	
Over temperature protection	Shut down o/p voltage, re-power on to recover		
Withstand voltage	I/P-O/P: 3kVAC, I/P-FG: 2kVAC, O/P-FG: 0.5kVAC		
Working temperature	-20~+60°C (refer to output derating curve)		
Safety standards	UL508, TUV EN60950-1 approved		
EMC standards	EN55022 classA, EN61000-3-2(125W for EDR-150),3, EN61000-4-2,3,4,5,6,8,11, EN61000-6-2(EN50082-2)		
Connection (screw DIN terminal)	I/P: 3 poles, O/P: 4 poles		
Dimension (WxHxD)(mm)	32x 125.2x 102	40x 125.2x 113.5	
Case No.	221B	992D	
Packing	28pcs / 15.3kg	20pcs / 13kg	

75W EDR-75

Model No.	Output	Tol.	R&N	Effi.
EDR-75-12	12V, 0~6.3A	±2.0%	100mV	85.5%
EDR-75-24	24V, 0~3.2A	±1.0%	120mV	87.5%
EDR-75-48	48V, 0~1.6A	±1.0%	150mV	88.5%

120W EDR-120

Model No.	Output	Tol.	R&N	Effi.
EDR-120-12	12V, 0~10A	±2.0%	100mV	85.0%
EDR-120-24	24V, 0~5A	±1.0%	120mV	87.5%
EDR-120-48	48V, 0~2.5A	±1.0%	150mV	88.5%

150W EDR-150

Model No.	Output (230VAC/115VAC)	Tol.	R&N	Effi.
EDR-150-24	24V, 0~6.5A / 0~5.2A	±1.0%	150mV	87%



Best products also need best services.

We have authorized distributors all over the world. They have sufficient stock for your prompt delivery. Also they can offer you technical support & RMA services. Please contact your local distributors for more product information. You can also contact us at info@meanwell.com for information of your local distributors.



We are a TQM (Total Quality Management) company and ISO-9001 certified since 1994.



Who can provide you better services and be a trustworthy partner in the power industry?

— "MEAN WELL" tries to be —



We provide specification, drawing, test report and more information, please visit our website —

<http://www.meanwell.com>



48hrs delivery—

We keep enough stock for 95% of standard models at our 2400m² warehouse. We can arrange prompt delivery within 48hrs.



Features

- Universal AC input / Full range
- Built-in active PFC function(NDR-240/480)
- High efficiency up to 93%
- Protections: Short circuit / Overload / Over voltage / Over temperature
- Cooling by free air convection
- Can be installed on DIN rail TS-35 / 7.5 or 15
- UL508 (industrial control equipment) listed
- EN61000-6-2 (EN50082-2) industrial immunity level
- 100% full load burn-in test
- Low cost
- 3 years warranty

General Specification (Please refer to www.meanwell.com for detail spec.)

Model No.	NDR-75	NDR-120	NDR-240	NDR-480
AC input voltage range	90~264VAC; 127~370VDC			
AC inrush current (max.)	Cold start, 35A at 230VAC			
DC adjustment range	12V: 12~14V, 24V: 24~28V, 48V: 48~55V			
Overload protection	Range	105%~130%		
	Type	Constant current limiting, auto-recovery		Constant current limiting, shut off after 3 sec., re-power on to recover
Over voltage protection	Range	12V: 14~17V, 24V: 29~33V, 48V: 56~65V		
	Type	Shut down o/p voltage, re-power on to recover		
Over temperature protection	Shut down o/p voltage, re-power on to recover		Shut down o/p voltage, auto-recovery	
Withstand voltage	I/P-O/P: 3kVAC, I/P-FG: 2kVAC, O/P-FG: 0.5kVAC			
Working temperature	-20~+70°C (refer to output derating curve)			
Safety standards	UL508, TUV EN60950-1 approved			
EMC standards	EN55022 class B, EN61000-3-2,3, EN61000-4-2,3,4,5,6,8,11, EN61000-6-2(EN50082-2), EN61204-3			
Connection (screw DIN terminal)	I/P: 3 poles, O/P: 4 poles			
Dimension (WxHxD)(mm)	32x 125.2x 102	40x 125.2x 113.5	63x 125.2x 113.5	85.5x 125.2x 128.5
Case No.	221B	992D	979C	984D
Packing	28pcs / 15.3kg	20pcs / 13kg	12pcs / 13kg	8pcs / 15.4kg

NDR-75 Series



Model No.	Output	Tol.	R&N	Effi.
NDR-75-12	12V, 0~6.3A	±2.0%	100mV	85.5%
NDR-75-24	24V, 0~3.2A	±1.0%	150mV	88.0%
NDR-75-48	48V, 0~1.6A	±1.0%	240mV	89.0%

NDR-240 Series



Model No.	Output	Tol.	R&N	Effi.
NDR-240-24	24V, 0~10A	±1.0%	150mV	88%
NDR-240-48	48V, 0~5A	±1.0%	150mV	89%

NDR-120 Series



Model No.	Output	Tol.	R&N	Effi.
NDR-120-12	12V, 0~10A	±2.0%	100mV	85.5%
NDR-120-24	24V, 0~5A	±1.0%	120mV	88.0%
NDR-120-48	48V, 0~2.5A	±1.0%	150mV	89.0%

NDR-480 Series



Model No.	Output	Tol.	R&N	Effi.
NDR-480-24	24V, 0~20A	±1.0%	150mV	93%
NDR-480-48	48V, 0~10A	±1.0%	150mV	93%



Customer Satisfaction —

Today's effort, tomorrow's reward. Continuously improve CQTS to satisfy customer is our goal.



Products —

- One Stop Shopping
- Total Solution



SDR-75 SDR-120 SDR-240 SDR-480 SDR-960

Features

- High efficiency up to 94%
- Universal AC input / Full range (SDR-75/120/240/480)
AC input 180~264VAC only (SDR-960)
- Built-in active PFC function (SDR-120/240/480/960)
- Protections: Short circuit / Overload /
Over voltage / Over temperature
- Cooling by free air convection
- Can be installed on DIN rail TS-35 / 7.5 or 15
- UL508(industrial control equipment) approved
- EN61000-6-2(EN50082-2) industrial immunity level
- Built-in DC OK relay contact (except for SDR-75)
- 150% peak load capability (SDR-75/120/240/480)
130% peak load capability (SDR-960)
- **Current sharing up to 3840W (7+1) for SDR-480P**
Current sharing up to 3840W (3+1) for SDR-960
- Comply with GL (SDR-120/240/480)
Comply with SEMI F47 (SDR-75/120/240/480)
- 3 years warranty

General Specification (Please refer to www.meanwell.com for detail spec.)

Model No.	SDR-75	SDR-120	SDR-240	SDR-480 <input type="checkbox"/>	SDR-960
AC input voltage range	88~264VAC; 124~370VDC			90~264VAC; 127~370VDC	180~264VAC; 254~370VDC
AC inrush current (max.)	Cold start, 50A at 230VAC	Cold start, 70A at 230VAC	Cold start, 65A at 230VAC	Cold start, 80A at 230VAC	Cold start, 50A at 230VAC
DC adjustment range	12V: 12~14V (only for SDR-75/120), 24V: 24~28V, 48V: 48~55V				
Overload protection	Normally works within 110%~150% rated output power for 3 seconds and then shut down output voltage with auto-recovery (re-power on to recover for SDR-75)				Normally works within 105%~130% rated output power for 3 seconds and then shut down o/p voltage with auto-recovery after 30 seconds if the peak load condition is removed
	>150% rated power or short circuit, constant current limiting with auto-recovery within 2 seconds and may cause to shut down if over 2 seconds				Constant current limiting within 130%~150% rated output power for more than 3 seconds and then shut down o/p voltage, re-power on to recover
Over voltage protection	Range	14~17V for 12V model(SDR-75/120), 29~33V for 24V model, 56~65V for 48V model			
	Type	Shut down o/p voltage, re-power on to recover		Shut down o/p voltage with auto-recovery, or re-power on to recover	
Over temperature protection	Re-power on to recover	Recovers automatically after temperature goes down			
Withstand voltage	I/P-O/P:3kVAC, I/P-FG:1.5kVAC, O/P-FG:0.5kVAC, O/P-DC OK:0.5kVAC (except for SDR-75)				
Working temperature	-30~+70°C	-25~+70°C (refer to output derating curve)			-30~+70°C
Safety standards	UL508, TUV EN60950-1, GL (SDR-120/240/480) approved				
EMC standards	EN55011(SDR-120/240/480), EN55022 class B, EN61000-3-2,3, EN61000-4-2,3,4,5,6,8,11, EN61000-6-2 (EN50082-2), EN61204-3; SEMI (SDR-75/120/240/480), GL (SDR-120/240/480)				
Connection	I/P: 3 poles, O/P: 4 poles screw DIN terminal		I/P: 3 poles, O/P: 6 poles screw DIN terminal	I/P: 3 poles, O/P: 8 poles screw DIN terminal	I/P:3 poles, O/P: 6 poles screw DIN terminal
Dimension (WxHxD)(mm)	32x125.2x102	40x125.2x113.5	63x125.2x113.5	85.5x125.2x128.5	110x125.2x150

SDR-75 Series



Model No.	Output	Tol.	R&N	Effi.
SDR-75-12	12V, 0~6.3A	±1.0%	100mV	88.5%
SDR-75-24	24V, 0~3.2A	±1.0%	100mV	89.0%
SDR-75-48	48V, 0~1.6A	±1.0%	120mV	90.0%

SDR-120 Series



Model No.	Output	Tol.	R&N	Effi.
SDR-120-12	12V, 0~10A	±1.0%	100mV	89.0%
SDR-120-24	24V, 0~ 5A	±1.0%	100mV	91.0%
SDR-120-48	48V, 0~2.5A	±1.0%	120mV	90.5%

SDR-240 Series



Model No.	Output	Tol.	R&N	Effi.
SDR-240-24	24V, 0~10A	±1.0%	100mV	94%
SDR-240-48	48V, 0~5A	±1.0%	120mV	94%

SDR-480 Series



Model No.	Output	Tol.	R&N	Effi.
SDR-480 <input type="checkbox"/> -24	24V, 0~20A	±1.2%	100mV	94%
SDR-480 <input type="checkbox"/> -48	48V, 0~10A	±1.0%	120mV	94%

=blank, P ; Blank: basic function, P: with parallel function

SDR-960 Series



Model No.	Output	Tol.	R&N	Effi.
SDR-960-24	24V, 0~40A	±1.0%	180mV	94%
SDR-960-48	48V, 0~20A	±1.0%	250mV	94%



■ Features

- Single and two phase wide input range 180~550VAC
- Built-in active PFC (WDR-240/480)
- Protections: Short circuit / Overload / Over voltage / Over temperature
- Cooling by free air convection
- Built-in constant current limiting circuit
- Can be installed on DIN rail TS-35 / 7.5 or 15
- UL508(industrial control equipment) approved
- EN61000-6-2(EN50082-2) industrial immunity level
- Built-in DC OK relay contact
- 100% full load burn-in test
- 3 years warranty

■ General Specification (Please refer to www.meanwell.com for detail spec.)

Model No.	WDR-120	WDR-240	WDR-480
AC input voltage range	180~550VAC(single and two phase); 254~780VDC		
AC input current	0.55A / 400VAC, 1.2A / 230VAC	1A / 400VAC, 2A / 230VAC	1.6A / 400VAC, 4A / 230VAC
AC inrush current (max.)	Cold start, 50A at 400VAC		
DC adjustment range	12V: 12~15V, 24V: 24~29V, 48V: 48~58V	24V: 24~28V, 48V: 48~55V	
Overload protection	105%~130% rated output power, constant current limiting, auto-recovery		105%~130% rated output power, constant current limiting, unit will shut down after 3 sec.; auto-recovery after 1 minute if the fault condition is removed.
Over voltage protection	Range	16~18V for 12V model (only for WDR-120), 29~33V for 24V model, 56~65V for 48V model	
	Type	Shut down o/p voltage, auto-recovery	
Setup, rise, hold up time	2000ms, 70ms, 10ms at full load and 230VAC; 2000ms, 70ms, 50ms at full load and 400VAC		2000ms, 150ms, 16ms at full load and 230VAC; 800ms, 150ms, 18ms at full load and 400VAC
			800ms, 150ms, 18ms at full load and 400VAC
Over temp. protection	Shut down output voltage, recovers automatically after temperature goes down		
Withstand voltage	I/P-O/P:3kVAC, I/P-FG:1.5kVAC, O/P-FG:0.5kVAC, O/P-DC OK:0.5kVAC, 1 minute		
Isolation resistance	100MΩ(min.)@500VDC		
Working temperature	-25~+70°C (refer to output derating curve)	-30~+70°C (refer to output derating curve)	
DC OK signal	Relay Contact		
Leakage current	<3.5mA at 530VAC		
Vibration	10~500Hz, 2G 10 minutes / 1 cycle, period of 60 minutes each along X, Y, Z axes		
Safety standards	UL508 approved ; IEC60950-1 CB approved by SIQ ; Design refer to GL		
EMC standards	EN55022 class B, EN61000-3-2,3, EN61000-4-2,3,4,5,6,8,11, EN61000-6-2 (EN50082-2), EN61204-3, heavy industry level		
Connection	I/P: 3 poles, O/P: 4 poles screw DIN terminal	I/P: 3 poles, O/P: 6 poles screw DIN terminal	
Dimension (WxHxD)(mm)	40x125.2x113.5	63x125.2x113.5	85.5x125.2x128.5
Packing	20pcs / 14kg	12pcs / 13.7kg	8pcs / 14.6kg

■ WDR-120 Series



Model No.	Output	Tol.	R&N	Effi.
WDR-120-12	12V, 0~10A	±1.5%	120mV	89.5%
WDR-120-24	24V, 0~5A	±1.0%	120mV	91%
WDR-120-48	48V, 0~2.5A	±1.0%	150mV	92%

■ WDR-480 Series



Model No.	Output	Tol.	R&N	Effi.
WDR-480-24	24V, 0~20A	±1.0%	100mV	92%
WDR-480-48	48V, 0~10A	±1.0%	150mV	93%

■ WDR-240 Series



Model No.	Output	Tol.	R&N	Effi.
WDR-240-24	24V, 0~10A	±1.0%	150mV	91%
WDR-240-48	48V, 0~5A	±1.0%	150mV	91%



Customer Satisfaction —

Today's effort, tomorrow's reward. Continuously improve CQTS to satisfy customer is our goal.



To satisfy our customers is our goal —

- High Quality
- Low Cost
- Prompt Delivery
- Best Service

960W High Input Voltage

- Input 340-550VAC, 3-phase
- **Width only 110mm**
- Built-in active PFC function
- **High efficiency up to 94.5%**
- Protections:
 - Short circuit / Overload / Over voltage / Over temp.
- Cooling by free air convection
- Installed on DIN rail TS-35 / 7.5 or 15
- EN61000-6-2(EN50082-2) industrial immunity level
- Current sharing up to 3840W (3+1)
- Built-in DC OK relay contact
- 3 years warranty



AC input voltage range 340-550VAC, 3-phase (2-phase operation possible)
 AC input current (Typ.)..... 2A / 400VAC, 1.4A / 500VAC
 AC inrush current Cold start, 60A at 400VAC
 DC adjustment range 24V: 24-28V, 48V: 48-55V
 Overload protection 105%-130% rated output power, constant current limiting, unit will shut down after 3 sec., re-power on to recover
 Over voltage protection 29-33V (24V model), 56-65V (48V model), shut down o/p voltage, re-power on to recover
 Over temperature..... Shut down o/p voltage, recovers automatically after temperature goes down
 Withstand voltage..... I/P-O/P:3kVAC I/P-FG:2kVAC O/P-FG: 0.5kVAC, O/P-DC OK: 0.5kVAC
 Working temperature -30-+70°C (refer to output derating curve)
 Safety standards..... UL508 approved; IEC60950-1 CB approved by SIQ
 EMC standards EN55022 class B, EN61000-3-2,3, EN61000-4-2,3,4,5,6,8,11, EN61000-6-2 (EN50082-2), EN61204-3, heavy industry level
 Connection I/P: 3 poles, O/P: 6 poles screw DIN terminal

Model No.	Output	Tol.	R&N	Effi.
TDR-960-24	24V, 0-40A	±1.0%	180mV	94.0%
TDR-960-48	48V, 0-20A	±1.0%	250mV	94.5%

40 & 60W Output Current Programmable

- Universal AC input / Full range
- **Io can be trimmed 10-100% by 1-10Vdc, PWM signal or resistance**
- Installed on DIN rail TS-35 / 7.5 or 15
- Protections:
 - Short circuit / Overload / Over voltage
- Pass LPS
- Cooling by free air convection
- LED indicator for power on
- 100% full load burn-in test
- **Suitable for machine vision inspection system and plant cultivation application**
- 3 years warranty



AC input voltage range 90-264VAC; 127-370VDC
 AC inrush current Cold start, 60A at 230VAC
 DC adjustment range 12V: 12-15V, 24V: 24-30V
 Current adjustment range 10%-100% rated output current adjustable by 1-10Vdc, PWM signal or resistance
 Overload protection 95%-108% rated output power, constant current limiting, auto-recovery
 Over voltage protection..... 120%-155% rated output power, shut down o/p voltage, re-power on to recover
 Withstand voltage I/P-O/P: 3kVAC, I/P-FG: 2kVAC, O/P-FG: 0.5kVAC
 Working temperature -30-+70°C (refer to output derating curve)
 Safety standards UL60950-1, TUV EN60950-1 approved
 EMC standards EN55022 class B, EN61000-3-2,3, EN61000-4-2,3,4,5,6,8,11, EN61204-3
 Connection I/P: 3 poles, O/P: 6 poles screw DIN terminal

❖ DRA-40 Series

Model No.	Output	Tol.	R&N	Effi.
DRA-40-12	12V, 0-3.34A	±1.0%	120mV	85%
DRA-40-24	24V, 0-1.7A	±1.0%	150mV	87%

❖ DRA-60 Series

Model No.	Output	Tol.	R&N	Effi.
DRA-60-12	12V, 0-5A	±1.0%	120mV	85%
DRA-60-24	24V, 0-2.5A	±1.0%	150mV	87%



We provide specification, drawing, test report and more information, please visit our website — <http://www.meanwell.com>



Products —
 • One Stop Shopping • Total Solution



Customer Satisfaction —
 Today's effort, tomorrow's reward. Continuously improve CQTS to satisfy customer is our goal.



Best products also need best services.

We have authorized distributors all over the world. They have sufficient stock for your prompt delivery. Also they can offer you technical support & RMA services. Please contact your local distributors for more product information. You can also contact us at info@meanwell.com for information of your local distributors.

20A Power Supply Redundancy Module

- Suitable for redundant operation of 24V system
- Installed on DIN rail TS-35 / 7.5 or 15
- Relay contact signal output and LED indicator for input failure alarm
- Cooling by free air convection
- 3 years warranty



- DC input voltage range21~28V, 20A max. x 2 channels
- Reverse voltage 30V
- DC output current 20A max.
- DC output voltage drop 0.6V max.
- Input voltage alarm When input is > 20V(±5%) and <30V(±5%), relay contacts
- Relay contact rating 30VDC, 1A
- Working temperature -40~+70°C
- Safety standard UL508 approved
- EMC standards EN55022 class B, EN61000-4-2,3,4,5,6,8,11
- Connection I/P: 4 poles, O/P: 2 poles screw DIN terminal, Single output: 4 poles

Model No.	Output	Reverse Voltage	Current
DR-RDN20	24V, 20A	30V max.	20A max.

► Feature Description

DR-RDN20 is a 20A redundancy (decoupling) module for the 24VDC power system. Containing 2 sets of 20A Or-ing diodes with wonderful heat dissipation deployment, DR-RDN20 offers a safe option of 1+1 redundant set-up. Not only perfectly decouple power sources from each other as well as from the load, DR-RDN-20 also provides users monitoring signals for both input channels through the built-in relays.

DR-UPS40 is a 40A max. DC UPS (battery control) module for the 24VDC power system. Accompany with external batteries, it can back-up up to 40A of current to critical loads for certain period of time depending on the capacity of batteries. With complete monitoring signals / LED indicators for DC BUS OK, Battery Fail, Battery Discharge, and the repeated Battery Test function to check the situation of external batteries, users can customize their own DC UPS system to back up critical loads and capture the status of the whole system easily.



To satisfy our customers is our goal —

- High Quality
- Low Cost
- Prompt Delivery
- Best Service

40A DC UPS Module

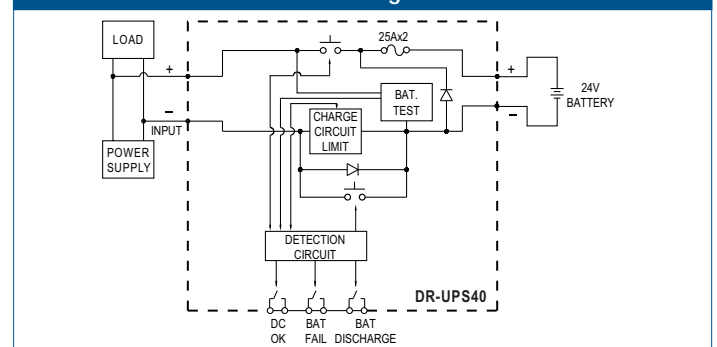
- Battery controller for DIN rail UPS system
- Parallel connected to DC BUS
- Suitable for 24V system up to 40A
- Installed on DIN Rail TS-35 / 7.5 or 15
- Built-in battery test function
- Battery polarity protection
- Relay contact signal output and LED indicator for DC BUS OK, Battery Fail, and Battery Discharge
- Cooling by free air convection
- 3 years warranty



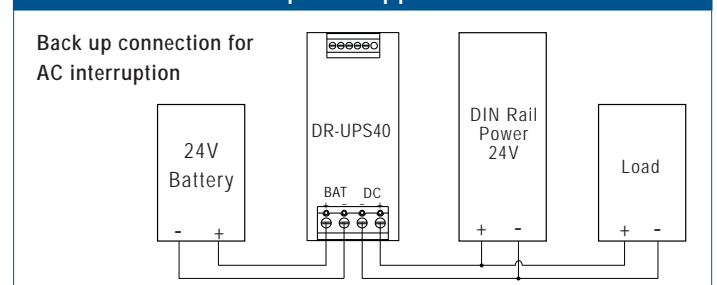
- DC input / DC bus 24~29V, 40A max.
- Battery input voltage 21~29V
- Battery input Current 0~40A
- Charge current (typ.) 2A
- External battery (typ.) 24V, 4AH / 7AH / 12AH
- DC bus ok Relay status : Short when DC voltage between 21~29V(±3%), relay contacts LED(Green) : DC bus OK : light; DC bus fail : dark
- Battery fail Relay status : Short when battery failure is observed through the battery test function, relay contacts LED(Red) : Battery over-discharge warning or battery broken: light; Battery OK: dark
- Battery discharge Relay status : Short when battery in discharge condition, relay contacts LED(Yellow) : Battery discharging: light; Battery is not discharging or discharging current <2A: dark
- Working temperature -20~+70°C
- EMC standards EN55022 class B, EN61000-4-2,3,4,5,6,8,11
- Connection I/P: 2 poles, O/P: 2 poles screw DIN terminal, Single output: 6 poles

Model No.	DC BUS Voltage	DC BUS Current
DR-UPS40	24~29V	40A max.

Block Diagram



Example of Application





Features

- Universal AC input / Full range
- Medical safety approved (2xMOPP)
- Suitable for BF application with appropriate system consideration
- Protections: Short circuit / Overload / Over voltage
- Low leakage current < 300μA (20W)
- No load power consumption <0.5W (<0.75W for 20W models)
- Fully isolated plastic case
- Isolation class II (5-15W)
- Cooling by free air convection
- Meet industrial, IT safety requirements
- 100% full load burn-in test
- 3 years warranty



PM-05 / 10 / 15 Series				PM-20 Series	
		5W	10W	15W	
	A	2.475" (62.85mm)	2.76" (70mm)	2.95" (75mm)	
	B	1.85" (47mm)	2.13" (54mm)	2.441" (62mm)	
	C	0.306" (7.8mm)	0.315" (8mm)	0.256" (6.5mm)	
	D	1.97" (50mm)	1.97" (50mm)	2.09" (53mm)	
	E	0.689" (17.5mm)	0.689" (17.5mm)	0.788" (20mm)	
	F	0.295" (7.5mm)	0.295" (7.5mm)	0.256" (6.5mm)	
	G	0.789" (20.04mm)	0.789" (20.04mm)	0.906" (23.01mm)	
	H	0.59" (15mm)	0.59" (15mm)	0.59" (15mm)	
	I	0.776" (19.7mm)	0.89" (22.7mm)	0.89" (22.7mm)	

General Specification

AC input voltage range 85-264VAC; 120-370VDC
 Frequency range 47-440Hz
 AC inrush current (max.) ... Cold start, 25A at 115VAC, 45A at 230VAC
 (PM-15: 30A at 115VAC, 50A at 230VAC)
 (PM-20: 30A at 115VAC, 65A at 230VAC)
 Overload protection >105% hiccup mode, auto recovery
 Over voltage protection 115%~135% rated output voltage, shut off,
 AC recycle to re-start
 Setup, rise, hold up time ... PM-5/15: 1000ms, 20ms, 100ms @ 230VAC
 PM-10: 1800ms, 20ms, 100ms @ 230VAC
 PM-20: 500ms, 20ms, 50ms @ 230VAC
 Withstand voltage I/P-O/P: 4kVAC, 1 minute
 Working temperature PM-5/10/15: -20~+70°C
 PM-20: -20~+60°C
 Safety standards ANSI/AAMI ES60601-1, TUV EN60601-1,
 UL60950-1 (PM-15) approved
 EMC standards EN55011, EN55022 class B, EN61000-3-2,3
 EN61000-4-2,3,4,5,6,8,11, EN55024,
 EN60601-1-2, EN61204-3 Medical level, criteria A
 Connection 4 industrial pins (20W: 6 industrial pins)
 Packing 0.085kg ; 120pcs / 11.2kg / 0.97CUFT(PM-05)
 0.105kg ; 120pcs / 13.6kg / 0.97CUFT(PM-10)
 0.14kg ; 120pcs / 17.8kg / 0.97CUFT(PM-15)
 0.18kg ; 90pcs / 17.2kg / 0.97CUFT(PM-20)

PM-05 Series

Model No.	Output	Tol.	R&N	Effi.
PM-05-3.3	3.3V, 0~1.25A	±3%	80mV	67%
PM-05-5	5V, 0~1.00A	±2%	80mV	71%
PM-05-12	12V, 0~0.42A	±2%	150mV	73%
PM-05-15	15V, 0~0.33A	±2%	150mV	74%
PM-05-24	24V, 0~0.23A	±2%	240mV	76%

PM-10 Series


Model No.	Output	Tol.	R&N	Effi.
PM-10-3.3	3.3V, 0~2.50A	±3%	150mV	66%
PM-10-5	5V, 0~2.00A	±2%	150mV	74%
PM-10-12	12V, 0~0.85A	±2%	150mV	78%
PM-10-15	15V, 0~0.67A	±2%	150mV	79%
PM-10-24	24V, 0~0.42A	±2%	240mV	79%

PM-15 Series

Model No.	Output	Tol.	R&N	Effi.
PM-15-3.3	3.3V, 0~3.50A	±3%	80mV	73%
PM-15-5	5V, 0~3.00A	±2%	80mV	76%
PM-15-12	12V, 0~1.25A	±2%	150mV	78%
PM-15-15	15V, 0~1.00A	±2%	150mV	79%
PM-15-24	24V, 0~0.63A	±2%	240mV	81%

PM-20 Series

Model No.	Output	Tol.	R&N	Effi.
PM-20-3.3	3.3V, 0~4.50A	±3%	80mV	71%
PM-20-5	5V, 0~4.40A	±2%	80mV	75%
PM-20-12	12V, 0~1.80A	±2%	150mV	81%
PM-20-15	15V, 0~1.40A	±2%	150mV	83%
PM-20-24	24V, 0~0.92A	±2%	240mV	84%

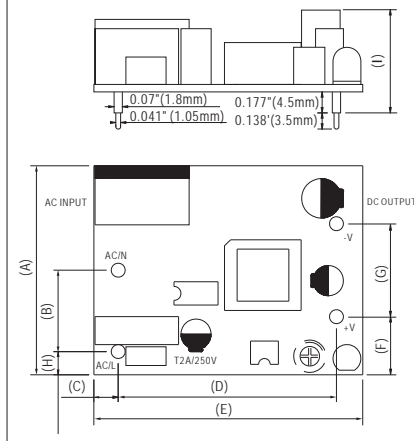


Features

- Universal AC input / Full range
- Medical safety approved (2xMOPP)
- Suitable for BF application with appropriate system consideration
- Protections:
 - Short circuit / Overload / Over voltage / Over temp.
- Low leakage current < 300 μ A (20W)
- No load power consumption <0.5W (<0.75W for 20W models)
- Isolation class II (5~15W)
- On-board type version available for 20W (optional)
- Cooling by free air convection
- Meet industrial, IT safety requirements
- 100% full load burn-in test
- 3 years warranty

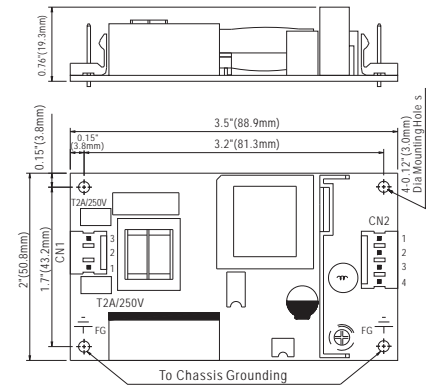


NFM-05 / 10 / 15 Series



	5W	10W	15W
A	1.77" (45mm)	1.77" (45mm)	1.89" (48mm)
B	0.689" (17.5mm)	0.689" (17.5mm)	0.788" (20mm)
C	0.21" (5.33mm)	0.22" (5.5mm)	0.157" (4mm)
D	1.85" (47mm)	2.13" (54mm)	2.441" (62mm)
E	2.28" (57.9mm)	2.56" (65mm)	2.75" (69.85mm)
F	0.491" (12.47mm)	0.491" (12.47mm)	0.492" (12.5mm)
G	0.789" (20.04mm)	0.789" (20.04mm)	0.906" (23.01mm)
H	0.196" (5mm)	0.196" (5mm)	0.157" (4mm)
I	0.75" (19.1mm)	0.87" (22mm)	0.87" (22mm)

NFM-20 Series



General Specification

AC input voltage range 85~264VAC; 120~370VDC
 Frequency range 47-440Hz
 AC inrush current (max.) Cold start, 25A at 115VAC, 45A at 230VAC
 (NFM-15: 30A at 115VAC, 50A at 230VAC)
 (NFM-20: 30A at 115VAC, 65A at 230VAC)
 DC adjustment range $\pm 10\%$ rated output voltage
 Overload protection >105% hiccup mode, auto recovery
 Over voltage protection 115%~135% rated output voltage, shut off,
 AC recycle to re-start
 Over temp. protection Shutdown o/p voltage, recovers automatically
 after temperature goes down
 Setup, rise, hold up time NFM-5/15: 1000ms, 20ms, 100ms @ 230VAC
 NFM-10: 1800ms, 20ms, 100ms @ 230VAC
 NFM-20: 500ms, 20ms, 50ms @ 230VAC
 Withstand voltage I/P-O/P: 4kVAC, 1 minute
 Working temperature NFM-5/10/15: -20~+70°C
 NFM-20: -20~+60°C
 Safety standards ANSI/AAMI ES60601-1, TUV EN60601-1,
 UL60950-1 (NFM-15) approved
 EMC standards EN55011, EN55022 class B, EN61000-3-2,3
 EN61000-4-2,3,4,5,6,8,11, EN55024,
 EN60601-1-2, EN61204-3 Medical level,
 criteria A
 Connection 4 industrial pins for 5~15W
 3P/4P/3.96mm pitch, Molex 41791-03/04 for 20W
 Packing 0.03kg ; 120pcs / 4.6kg / 0.97CUFT(NFM-05)
 0.045kg ; 120pcs / 6.4kg / 0.97CUFT(NFM-10)
 0.065kg ; 120pcs / 8.8kg / 0.97CUFT(NFM-15)
 0.09kg ; 105pcs / 10.5kg / 0.97CUFT(NFM-20)

5W NFM-05

Model No.	Output	Tol.	R&N	Effi.
NFM-05-3.3	3.3V, 0-1.25A	$\pm 2\%$	80mV	67%
NFM-05-5	5V, 0-1.00A	$\pm 2\%$	80mV	71%
NFM-05-12	12V, 0-0.42A	$\pm 1\%$	150mV	73%
NFM-05-15	15V, 0-0.33A	$\pm 1\%$	150mV	74%
NFM-05-24	24V, 0-0.23A	$\pm 1\%$	240mV	76%

10W NFM-10

Model No.	Output	Tol.	R&N	Effi.
NFM-10-3.3	3.3V, 0-2.50A	$\pm 2\%$	150mV	66%
NFM-10-5	5V, 0-2.00A	$\pm 2\%$	150mV	74%
NFM-10-12	12V, 0-0.85A	$\pm 1\%$	150mV	78%
NFM-10-15	15V, 0-0.67A	$\pm 1\%$	150mV	79%
NFM-10-24	24V, 0-0.42A	$\pm 1\%$	240mV	79%

15W NFM-15

Model No.	Output	Tol.	R&N	Effi.
NFM-15-3.3	3.3V, 0-3.50A	$\pm 2\%$	80mV	73%
NFM-15-5	5V, 0-3.00A	$\pm 2\%$	80mV	76%
NFM-15-12	12V, 0-1.25A	$\pm 1\%$	150mV	78%
NFM-15-15	15V, 0-1.00A	$\pm 1\%$	150mV	79%
NFM-15-24	24V, 0-0.63A	$\pm 1\%$	240mV	81%

20W NFM-20

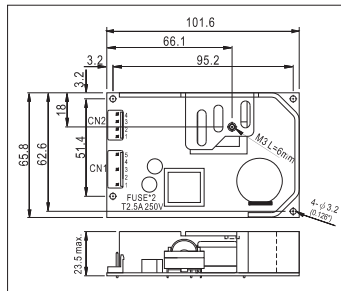
Model No.	Output	Tol.	R&N	Effi.
NFM-20-3.3	3.3V, 0-4.50A	$\pm 2\%$	80mV	71%
NFM-20-5	5V, 0-4.40A	$\pm 2\%$	80mV	75%
NFM-20-12	12V, 0-1.80A	$\pm 1\%$	150mV	81%
NFM-20-15	15V, 0-1.40A	$\pm 1\%$	150mV	83%
NFM-20-24	24V, 0-0.92A	$\pm 1\%$	240mV	84%

30W Single Output Medical Type

- Universal AC input / Full range
- Medical safety approved (2xMOPP)
- Protections: Short circuit / Overload / Over voltage / Over temp.
- Low leakage current $\leq 200\mu\text{A}$
- Compact size, low profile
- 100% full load burn-in test
- 3 years warranty



101.6x 65.8x 23.5 mm



AC input voltage range 88~264VAC; 120~370VDC
 Overload protection >105% hiccup mode, auto-recovery
 Over voltage protection ... 110%~135% rated output voltage
 Leakage current Less than 200 μA at 264VAC
 Withstand voltage I/P-O/P: 4kVAC, I/P-FG:2kVAC, 1minute
 Working temperature -10~+60°C (refer to output derating curve)
 Safety standards ANSI/AAMI ES60601-1, TUV EN60601-1, IEC60601-1 approved
 EMC standards EN55011 class B, EN60601-1-2, EN61000-3-2,3, EN61000-4-2,3,4,5,6,8,11
 Connection 5+4P/ 3.96mm pitch, Molex P/N: 41791-05.04
 Packing 0.16kg ; 90pcs / 15.8kg / 1.02CUFT

Model No.	Output	Tol.	R&N	Effi.
MPS-30-5	5V, 0~5.0A	$\pm 3\%$	80mV	72%
MPS-30-12	12V, 0~2.5A	$\pm 3\%$	120mV	75%
MPS-30-15	15V, 0~2.0A	$\pm 3\%$	150mV	76%
MPS-30-24	24V, 0~1.2A	$\pm 3\%$	240mV	77%
MPS-30-27	27V, 0~1.1A	$\pm 3\%$	240mV	78%
MPS-30-48	48V, 0~0.6A	$\pm 2\%$	240mV	78%

Under Development

RSP-1600 Series

1600W AC/DC 1U Low Profile Enclosed Type



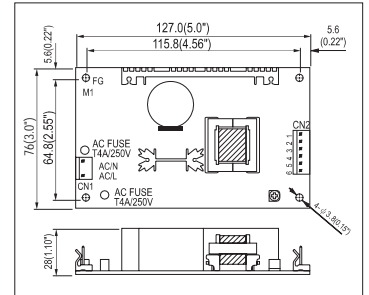
- Universal AC input / Full range
- Withstand 300VAC surge input for 5 seconds
- Built-in active PFC function
- High efficiency up to 93%
- Vo and Io can be trimmed by external control signal
- Active current sharing
- Built-in remote ON-OFF control and remote sense function
- Built-in 5V/0.3A, 12V/0.8A auxiliary power
- Forced air cooling by built-in DC fan with fan speed control
- Protections: Short circuit / Overload / Over voltage / Over temperature
- DC OK signal, OTP alarm signal
- Output models: 12V/15V/24V/27V/36V/48V
- Dimension(LxWxH): 320x85x41mm
- 5 years warranty

45W 1~3 Output Medical Type

- Universal AC input / Full range
- Medical safety approved (2xMOPP)
- Protections: Short circuit / Overload / Over voltage
- Low leakage current $\leq 250\mu\text{A}$
- Approvals: UL / CUL / TUV / CB / CE
- Fixed switching frequency at 45kHz
- 100% full load burn-in test
- 3 years warranty



127x 76x 28 mm



AC input voltage range 90~264VAC; 120~370VDC
 AC inrush current Cold start, 17A at 115VAC, 35A at 230VAC
 DC adjustment range CH1: $\pm 10\%$ rated output voltage
 Overload protection 53~75W hiccup mode, auto-recovery
 Over voltage protection ... CH1: 115%~135% rated output voltage
 Leakage current Less than 250 μA at 264VAC
 Setup, rise, hold up time .. 800ms, 30ms, 50ms at full load and 230VAC
 Withstand voltage I/P-O/P: 4kVAC, I/P-FG: 2kVAC, 1 minute
 Working temperature -10~+60°C (refer to output derating curve)
 Safety standards ANSI/AAMI ES60601-1, TUV EN60601-1, IEC60601-1 approved
 EMC standards EN55011 class B, EN61000-4-2,3,4,5,6,8,11, EN61000-3-2,3, EN60601-1-2
 Connection 2P,6P/ 3.96mm pitch, Molex P/N: 5277-02, 5273-06
 Packing 0.18kg ; 72pcs/ 15.1kg / 1.35CUFT (MPS-45)
 0.20kg ; 72pcs/ 17.4kg / 1.35CUFT (MPD-45)
 0.21kg ; 72pcs/ 18.0kg / 1.35CUFT (MPT-45)

Single Output

Model No.	Output	Tol.	R&N	Effi.
MPS-45-3.3	3.3V, 0~8.0A	$\pm 3\%$	80mV	65%
MPS-45-5	5V, 0~8.0A	$\pm 3\%$	100mV	72%
MPS-45-7.5	7.5V, 0~5.4A	$\pm 3\%$	100mV	75%
MPS-45-12	12V, 0~3.7A	$\pm 2\%$	100mV	76%
MPS-45-13.5	13.5V, 0~3.3A	$\pm 2\%$	100mV	76%
MPS-45-15	15V, 0~3.0A	$\pm 2\%$	100mV	77%
MPS-45-24	24V, 0~1.9A	$\pm 2\%$	100mV	78%
MPS-45-27	27V, 0~1.7A	$\pm 2\%$	100mV	78%
MPS-45-48	48V, 0~1.0A	$\pm 2\%$	100mV	78%

Dual Output

Model No.	Output	Tol.	R&N	Effi.	Max.
MPD-45A	5V, 0.4~5.0A	$\pm 4\%$	60mV	76%	40W
	12V, 0.2~2.5A	$\pm 7\%$	120mV		
MPD-45B	5V, 0.4~5.0A	$\pm 4\%$	60mV	78%	45W
	24V, 0.2~1.8A	$\pm 7\%$	150mV		

Triple Output

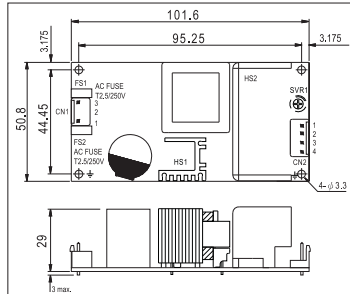
Model No.	Output	Tol.	R&N	Effi.	Max.
MPT-45A	5V, 0.4~5.0A	$\pm 4\%$	60mV	73%	41W
	12V, 0.2~2.5A	$\pm 7\%$	120mV		
	-5V, 0.0~0.5A	$\pm 5\%$	60mV		
MPT-45B	5V, 0.4~5.0A	$\pm 4\%$	60mV	75%	43W
	12V, 0.2~2.5A	$\pm 7\%$	120mV		
	-12V, 0.0~0.5A	$\pm 5\%$	100mV		
MPT-45C	5V, 0.4~5.0A	$\pm 4\%$	60mV	75%	44W
	15V, 0.2~2.3A	$\pm 7\%$	120mV		
	-15V, 0.0~0.5A	$\pm 5\%$	100mV		

60W 1~3 Output Medical Type

- 4"x2" compact size
- Universal AC input / Full range
- **Medical safety approved (2xMOPP)**
- Suitable for BF application with appropriate system consideration
- Protections: Short circuit / Overload / Over voltage
- Low leakage current <150µA
- No load power consumption <0.75W (single output models only)
- 110% peak load capability
- High power density 6.57W/in³
- Cooling by free air convection
- 3 years warranty
- **Suitable for medical & IT applications**



101.6x 50.8x 29 mm



- AC input voltage range 90~264VAC; 127~370VDC
- AC inrush current Cold start, 30A at 115VAC, 60A at 230VAC
- DC adjustment range -5%~+10% rated output voltage (single output only)
- Overload protection 115%~150% hiccup mode, auto-recovery
- Over voltage protection CH1: 110%~135% rated output voltage
- Leakage current Less than 150µA at 264VAC
- Setup, rise, hold up time .. 500ms, 30ms, 50ms at full load and 230VAC (RPS-60) 200ms, 15ms, 70ms at full load and 230VAC (RPD/T-60)
- Withstand voltage I/P-O/P: 4kVAC, I/P-FG: 2kVAC, 1 minute
- Working temperature -20~+70°C (RPS-60, refer to output derating curve) -20~+65°C (RPD/T-60, refer to output derating curve)
- Safety standards ANSI/AAMI ES60601-1, UL60950-1, TUV EN60601-1, EN60950-1 approved
- EMC standards EN55011 / EN55022 class B, EN61000-3-2,3, EN61000-4-2,3,4,5,6,8,11, EN60601-1-2, EN61204-3 medical level
- Connection 3,4P / 3.96mm pitch, JST P/N: B3P / B4P-VH (RPS-60) 3,6P / 3.96mm pitch, JST P/N: B3P / B6P-VH (RPD/T-60)
- Packing 0.15kg ; 96pcs / 15.4kg / 0.89CUFT

Single Output

Model No.	Output	Tol.	R&N	Effi.
RPS-60-3.3	3.3V, 0~11A	±2%	80mV	74%
RPS-60-5	5V, 0~11A	±2%	80mV	79%
RPS-60-12	12V, 0~5.5A	±2%	120mV	83%
RPS-60-15	15V, 0~4.4A	±2%	150mV	84%
RPS-60-24	24V, 0~2.75A	±1%	240mV	85%
RPS-60-48	48V, 0~1.375A	±1%	300mV	86%

Dual Output


Model No.	Output	Tol.	R&N	Effi.	Max.
RPD-60A	5V, 0.5~5.5A	+3%,-2%	80mV	78%	54W
	12V, 0.1~2.2A	±6%	80mV		
RPD-60B	5V, 0.5~3.85A	+3%,-2%	80mV	82%	59W
	24V, 0.1~1.65A	+8%,-4%	100mV		

Triple Output

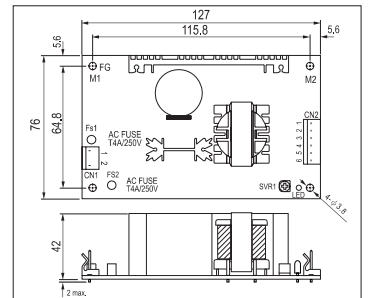
Model No.	Output	Tol.	R&N	Effi.	Max.
RPT-60A	5V, 0.5~4.4A	+3%,-2%	80mV	77%	51W
	12V, 0.1~2.2A	±6%	80mV		
	-5V, 0.1~0.55A	+9%,-8%	80mV		
RPT-60B	5V, 0.5~4.4A	+3%,-2%	80mV	78%	55W
	12V, 0.1~2.2A	±6%	80mV		
	-12V, 0.1~0.55A	+10%,-6%	100mV		
RPT-60C	5V, 0.5~4.4A	+3%,-2%	80mV	79%	55W
	15V, 0.1~0.65A	±6%	100mV		
	-15V, 0.1~0.55A	±8%	150mV		
RPT-60D	5V, 0.5~3.85A	+3%,-2%	80mV	79%	52W
	24V, 0.1~1.1A	±6%	150mV		
	12V, 0.1~0.55A	±8%	80mV		
RPT-6003	3.3V, 0.5~5.5A	+3%,-2%	80mV	75%	44W
	5V, 0.3~3.3A	±8%	80mV		
	12V, 0.1~0.77A	+10%,-6%	80mV		

65W 1~3 Output Medical Type

- Universal AC input / Full range
- **Medical safety approved (2xMOPP)**
- Protections: Short circuit / Overload / Over voltage
- Low leakage current ≤250µA
- Fixed switching frequency at 45kHz
- 100% full load burn-in test
- 3 years warranty



127x 76x 42 mm



- AC input voltage range 90~264VAC; 127~370VDC
- AC inrush current Cold start, 17A at 115VAC, 35A at 230VAC
- DC adjustment range CH1: ±10% rated output voltage
- Overload protection 73%~105% hiccup mode, auto-recovery
- Over voltage protection CH1: 115%~135% rated output voltage
- Leakage current Less than 250µA at 264VAC
- Setup, rise, hold up time .. 800ms, 30ms, 50ms at full load and 230VAC
- Withstand voltage I/P-O/P: 4kVAC, I/P-FG: 2kVAC, 1 minute
- Working temperature -10~+60°C (refer to output derating curve)
- Safety standards ANSI/AAMI ES60601-1, TUV EN60601-1 approved
- EMC standards EN55011 class B, EN61000-4-2,3,4,5,6,8,11, EN61000-3-2,3, EN60601-1-2
- Connection 2P, 6P/ 3.96mm pitch, Molex: 5277-02, 5273-06
- Packing 0.23kg ; 54pcs/ 14.6kg / 1.35CUFT (MPS-65) 0.25kg ; 54pcs/ 16.0kg / 1.35CUFT (MPD-65) 0.27kg ; 54pcs/ 16.8kg / 1.35CUFT (MPT-65)

Single Output

Model No.	Output	Tol.	R&N	Effi.
MPS-65-3.3	3.3V, 0~12A	±3%	80mV	66%
MPS-65-5	5V, 0~12A	±3%	100mV	74%
MPS-65-7.5	7.5V, 0~8.0A	±3%	100mV	76%
MPS-65-12	12V, 0~5.2A	±2%	100mV	77%
MPS-65-13.5	13.5V, 0~4.7A	±2%	100mV	78%
MPS-65-15	15V, 0~4.2A	±2%	100mV	79%
MPS-65-24	24V, 0~2.7A	±2%	100mV	80%
MPS-65-27	27V, 0~2.4A	±2%	100mV	80%
MPS-65-48	48V, 0~1.35A	±2%	100mV	80%

Dual Output

Model No.	Output	Tol.	R&N	Effi.	Max.
MPD-65A	5V, 0.4~7.0A	±4%	60mV	75%	61W
	12V, 0.2~3.2A	±7%	150mV		
MPD-65B	5V, 0.4~6.0A	±4%	60mV	78%	66W
	24V, 0.2~2.6A	±7%	150mV		

Triple Output

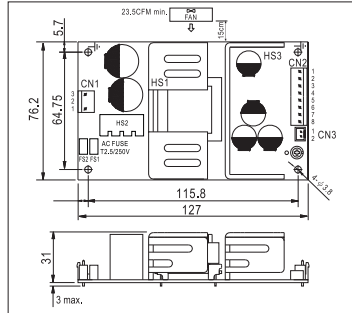
Model No.	Output	Tol.	R&N	Effi.	Max.
MPT-65A	5V, 0.4~7.0A	±4%	60mV	74%	60W
	12V, 0.2~3.2A	+10%,-7%	120mV		
	-5V, 0.0~0.7A	±5%	60mV		
MPT-65B	5V, 0.4~7.0A	±4%	60mV	74%	64W
	12V, 0.2~3.2A	+10%,-7%	160mV		
	-12V, 0.0~0.7A	±5%	100mV		
MPT-65C	5V, 0.4~7.0A	±4%	60mV	74%	65W
	15V, 0.2~2.6A	+10%,-7%	180mV		
	-15V, 0.0~0.7A	±5%	100mV		

75W 1~3 Output Medical Type

- Universal AC input / Full range
- Medical safety approved (2xMOPP)
- Protections: Short circuit / Overload / Over voltage
- No load power consumption <0.75W (single output models only)
- Low leakage current <150µA
- Fixed switching frequency at 65kHz
- Free air convection for 75W and 100W with 23.5CFM forced air
- 3 years warranty
- **Suitable for medical & IT applications**



127x 76.2x 31 mm



AC input voltage range 90~264VAC; 127~370VDC
 AC inrush current Cold start, 25A at 115VAC, 50A at 230VAC
 DC adjustment range CH1: -5%~+10% rated output voltage
 Overload protection 140%~180% hiccup mode, auto-recovery
 Over voltage protection CH1: 115%~135% rated output voltage
 Leakage current Less than 150µA at 264VAC
 Setup, rise, hold up time 500ms, 30ms, 80ms at full load and 230VAC
 Withstand voltage I/P-O/P: 4kVAC, I/P-FG: 2kVAC, 1 minute
 Working temperature -20~+70°C (refer to output derating curve)
 Safety standards ANSI/AAMI ES60601-1, TUV EN60601-1 approved
 EMC standards EN55011 / EN55022 class B, EN61000-3-2,3,
 EN61000-4-2,3,4,5,6,8,11, EN61000-6-2,
 EN60601-1-2, EN61204-3 medical level
 Connection 3+8P / 3.96mm pitch, JST P/N: B3P / B8P-VH
 Packing 0.26kg ; 63pcs / 16.3kg / 1.35CUFT(RPS-75)
 0.25kg ; 63pcs / 16.7kg / 1.35CUFT(RPD-75)
 0.26kg ; 63pcs / 17.4kg / 1.35CUFT(RPT-75)

❖ Single Output

Model No.	Output	Tol.	R&N	Effi.
RPS-75-3.3	3.3V, 0~20A	±2%	80mV	73%
RPS-75-5	5V, 0~18.7A	±2%	80mV	78%
RPS-75-12	12V, 0~8.3A	±1%	120mV	82%
RPS-75-15	15V, 0~6.7A	±1%	150mV	83%
RPS-75-24	24V, 0~4.2A	±1%	240mV	85%
RPS-75-36	36V, 0~2.8A	±1%	300mV	86%
RPS-75-48	48V, 0~2.1A	±1%	300mV	86%

❖ Dual Output

Model No.	Output	Tol.	R&N	Effi.	Max.
RPD-75A	5V, 1.0~9.5A	±2%	80mV	77%	96W
	12V, 0.3~4.0A	±6%	120mV		
RPD-75B	5V, 1.0~6.8A	±2%	80mV	79%	99W
	24V, 0.2~2.7A	±6%	200mV		

❖ Triple Output

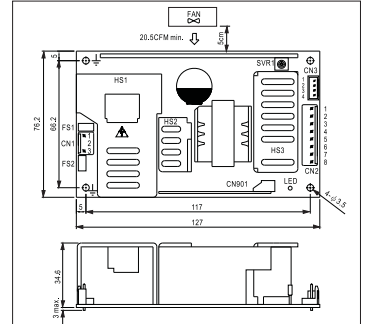
Model No.	Output	Tol.	R&N	Effi.	Max.
RPT-75A	5V, 0.6~8.0A	±2%	80mV	76%	93W
	12V, 0.2~4.0A	±6%	120mV		
	-5V, 0.1~1.0A	±5%	120mV		
RPT-75B	5V, 0.6~8.0A	±2%	80mV	77%	100W
	12V, 0.2~4.0A	±6%	120mV		
	-12V, 0.1~1.0A	±5%	120mV		
RPT-75C	5V, 0.6~8.0A	±2%	80mV	77%	100W
	15V, 0.1~3.0A	±8%	150mV		
	-15V, 0.1~1.0A	±5%	150mV		
RPT-75D	5V, 0.6~7.0A	±2%	80mV	79%	95W
	24V, 0.1~2.0A	±8%	200mV		
	12V, 0.1~1.0A	±8%	120mV		
RPT-7503	3.3V, 0.7~7.0A	±4%	80mV	74%	81W
	5V, 0.0~8.0A	±6%	120mV		
	12V, 0.0~1.5A	+10%,-6%	120mV		

160W 1~3 Output Medical Type with PFC

- Universal AC input / Full range
- Medical safety approved (2xMOPP)
- Suitable for BF application with appropriate system consideration
- Built-in active PFC function
- Protections: Short circuit / Overload / Over voltage / Over temp.
- Low leakage current <200µA
- Free air convection for 110W and 160W with 20.5 CFM forced air (RPS-160); Free air convection for 100W and 150W with 20.5 CFM forced air (RPD / T-160)
- 5"x3" compact size
- With power good and fail signal output
- Built-in remote sense function for 5~15V (RPS-160)
- Standby 5V@0.8A (G model)
- No load power consumption under 0.75W by PS-ON control (G model)
- 3 years warranty
- **Suitable for medical & IT applications**



127x 76.2x 34.6mm



AC input voltage range 90~264VAC; 127~370VDC
 AC inrush current Cold start, 35A at 115VAC, 70A at 230VAC
 DC adjustment range RPS-160: ±10% rated output voltage
 RPD/T-160: 0~+10% for CH1
 Overload protection 105%~135% hiccup mode, auto-recovery
 Over voltage protection CH1: 115%~135% shut off, re-power on to recovery
 Leakage current Less than 200µA at 264VAC
 Setup, rise, hold up time 1800ms, 30ms, 16ms at full load and 230VAC
 Withstand voltage I/P-O/P: 4kVAC, I/P-FG: 2kVAC, 1 minute
 Working temperature -20~+70°C (refer to output derating curve)
 Safety standards ANSI/AAMI ES60601-1, TUV EN60601-1 approved
 EMC standards EN55011/EN55022 class B, EN61000-4-2,3,4,5,6,8,11, EN61000-3-2,3, EN60601-1-2, EN61000-6-2 (RPS(G)-160)
 Connection 3+8+2(4)P/3.96mm pitch JST B3P / B8P-VH, B2B (B4B)-XH

❖ Single Output

Model No.	Output	Tol.	R&N	Effi.
RPS□-160-5	5V, 0~30.0A	±4%	100mV	85%
RPS□-160-12	12V, 0~12.9A	±3%	100mV	87%
RPS□-160-15	15V, 0~10.3A	±3%	120mV	87%
RPS□-160-24	24V, 0~6.5A	±2%	150mV	87%
RPS□-160-48	48V, 0~3.25A	±2%	250mV	88%

❖ Dual Output

Model No.	Output	Tol.	R&N	Effi.	Max.
RPD□-160B	5V, 1.0~12A	±2.5%	80mV	84%	150W
	24V, 0.2~3.6A	±6%	200mV		

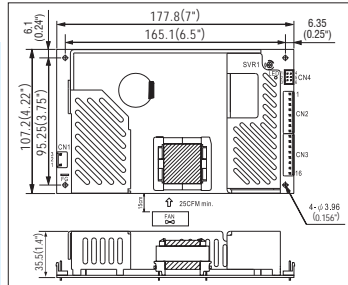
❖ Triple Output

Model No.	Output	Tol.	R&N	Effi.	Max.
RPT□-160A	5V, 0.6~14A	±2%	100mV	84%	145W
	12V, 0.2~5.5A	±5%	120mV		
	-5V, 0.1~1.0A	-5%,+7%	120mV		
RPT□-160B	5V, 0.6~14A	±2%	100mV	84%	146W
	12V, 0.2~5.0A	±5%	120mV		
	-12V, 0.1~1.0A	-4%,+5%	120mV		
RPT□-160C	5V, 0.6~14A	±2%	100mV	83%	143W
	15V, 0.1~3.6A	±4%	150mV		
	-15V, 0.1~1.0A	±8%	150mV		
RPT□-160D	5V, 0.3~11A	±2%	100mV	83%	148W
	12V, 0.2~5.0A	±5%	120mV		
	24V, 0.15~1.2A	-5%,+7%	200mV		

□ = blank, G; blank: basic function, G: with 5Vsb/0.8A & no load power consumption < 0.75W

200W 1~4 Output Medical Type with PFC

- Universal AC input / Full range
- Medical safety approved (2xMOPP)
- Suitable for BF application with appropriate system consideration
- Built-in active PFC function
- Protections: Short circuit / Overload / Over voltage / Over temp.
- Low leakage current $\leq 180\mu\text{A}$
- With P.G. and P.F. signal output
- Built-in remote sense and remote ON/OFF control
- 140W free air convection, 200W with 25CFM forced air
- 100% full load burn-in test
- 3 years warranty
- **Suitable for medical & IT applications**



AC input voltage range 90~264VAC; 127~370VDC
 AC inrush current Cold start, 35A at 115VAC, 60A at 230VAC
 DC adjustment range CH1: -5~+10% rated output voltage
 Overload protection 110%~160% hiccup mode, auto-recovery
 Over voltage protection CH1: 115%~140% rated output voltage
 Leakage current Less than 180 μA at 264VAC
 Setup, rise, hold up time 1000ms, 20ms, 16ms at full load and 230VAC
 Withstand voltage I/P-O/P: 4kVAC, I/P-FG: 1.5kVAC, 1 minute
 Working temperature -20~+70°C (refer to output derating curve)
 Safety standards ANSI/AAMI ES60601-1, TUV EN60601-1, IEC60601-1 approved; Design refer to UL60950-1, TUV EN60950-1
 EMC standards EN55011/EN55022 class B, EN61000-4-2,3,4,5,6,8,11, EN61000-3-2,3, EN60601-1-2, EN61000-6-2
 Connection 3P, 20P / 3.96mm pitch, JST B3P/VH, Molex 5566-20
 Packing 0.66kg ; 24pcs / 16.8kg / 0.99CUFT

Single Output

Model No.	Output	Tol.	R&N	Effi.
MPS-200-3.3	3.3V, 0~40A	$\pm 2\%$	80mV	77%
MPS-200-5	5V, 0~40A	$\pm 2\%$	80mV	81%
MPS-200-12	12V, 0~16.7A	$\pm 2\%$	100mV	84%
MPS-200-15	15V, 0~13.4A	$\pm 2\%$	100mV	85%
MPS-200-24	24V, 0~8.4A	$\pm 1\%$	150mV	86%
MPS-200-48	48V, 0~4.2A	$\pm 1\%$	200mV	87%

Dual Output

Model No.	Output	Tol.	R&N	Effi.	Max.
MPD-200A	5V, 4.0~24A	$\pm 2\%$	80mV	82%	196W
MPD-200B	12V, 0.8~9.6A	+8%, -5%	120mV	83%	196W
	24V, 0.4~4.8A	$\pm 6.5\%$	180mV		

Triple Output

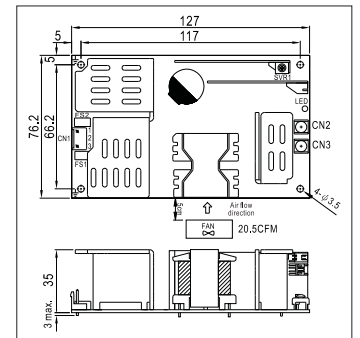
Model No.	Output	Tol.	R&N	Effi.	Max.
MPT-200A	5V, 4.0~24A	$\pm 2\%$	80mV	80%	200W
	12V, 0.8~9.0A	$\pm 8\%$	120mV		
	-5V, 0.0~2.4A	$\pm 5\%$	80mV		
MPT-200B	5V, 4.0~24A	$\pm 2\%$	80mV	80%	196W
	12V, 0.6~7.2A	$\pm 8\%$	120mV		
	-12V, 0.0~2.4A	$\pm 5\%$	80mV		
MPT-200C	5V, 4.0~24A	$\pm 2\%$	80mV	80%	201W
	15V, 0.5~5.6A	$\pm 8\%$	150mV		
	-15V, 0.0~2.4A	$\pm 5\%$	80mV		
MPT-200D	5V, 4.0~24A	$\pm 2\%$	80mV	81%	196W
	24V, 0.3~3.6A	$\pm 8\%$	180mV		
	12V, 0.0~2.4A	$\pm 5\%$	80mV		

Quad Output

Model No.	Output	Tol.	R&N	Effi.	Max.
MPQ-200B	5V, 3.0~18A	$\pm 2\%$	80mV	78%	193W
	12V, 0.7~8.4A	$\pm 8\%$	120mV		
	-5V, 0.0~2.4A	$\pm 5\%$	80mV		
	-12V, 0.0~2.4A	$\pm 5\%$	80mV		
MPQ-200C	5V, 3.0~18A	$\pm 2\%$	80mV	78%	190W
	15V, 0.5~6.0A	$\pm 6\%$	150mV		
	-5V, 0.0~2.4A	$\pm 5\%$	80mV		
	-15V, 0.0~2.4A	$\pm 5\%$	80mV		
MPQ-200D	5V, 3.0~18A	$\pm 2\%$	80mV	79%	195W
	24V, 0.3~3.6A	$\pm 8\%$	180mV		
	12V, 0.0~2.4A	$\pm 5\%$	80mV		
	-12V, 0.0~2.4A	$\pm 5\%$	80mV		
MPQ-200F	5V, 3.0~18A	$\pm 2\%$	80mV	81%	200W
	24V, 0.3~3.3A	$\pm 8\%$	180mV		
	15V, 0.0~2.4A	$\pm 5\%$	80mV		
	-15V, 0.0~2.4A	$\pm 5\%$	80mV		

300W Single Output Medical Type with PFC

- 5"x 3" compact size
- Universal AC input / Full range
- Medical safety approved (2xMOPP)
- Suitable for BF application with appropriate system consideration
- Withstand 300VAC surge input for 5 seconds
- Built-in active PFC function
- No load power consumption <0.5W by PS-ON control
- High efficiency up to 93%
- Built-in 12V/0.5A auxiliary output
- Built-in remote sense function
- Protections: Short circuit / Overload / Over voltage / Over temp.
- Low leakage current <300 μA
- Free air convection for 200W and 300W with 20.5 CFM forced air
- Standby 5V@1A
- With P.G and P.F. signal output
- High power density 14.5W/in³
- 3 years warranty



AC input voltage range 90~264VAC; 127~370VDC
 AC inrush current Cold start, 40A at 115VAC, 80A at 230VAC
 DC adjustment range $\pm 5\%$ rated output voltage
 Overload protection 105%~135% hiccup mode, auto-recovery
 Over voltage protection 110%~125% shut off, re-power on to recovery
 Leakage current Less than 300 μA at 264VAC
 Setup, rise, hold up time 2500ms, 30ms, 13ms at full load and 230VAC
 Withstand voltage I/P-O/P: 4kVAC, I/P-FG: 2kVAC, 1 minute
 Working temperature -30~+70°C (refer to output derating curve)
 Safety standards ANSI/AAMI ES60601-1, TUV EN60601-1
 EMC standards EN55011, EN55022 conduction class B, radiation class A, EN61000-4-2,3,4,5,6,8,11, EN61000-3-2,3, EN60601-1-2

Model No.	Output	Tol.	R&N	Effi.
RPS-300-12	12V, 0~25A	$\pm 3\%$	120mV	90.0%
RPS-300-15	15V, 0~20A	$\pm 3\%$	120mV	90.0%
RPS-300-24	24V, 0~12.5A	$\pm 2\%$	150mV	92.5%
RPS-300-27	27V, 0~11.12A	$\pm 2\%$	200mV	93.0%
RPS-300-48	48V, 0~6.25A	$\pm 2\%$	250mV	93.0%

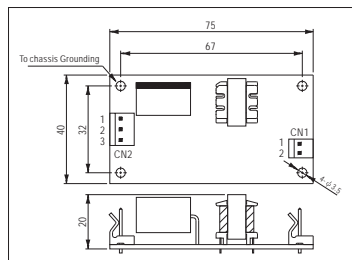
5W & 15W & 35W Single Output

- Universal AC input / Full range
- Protections: Short circuit / Overload / Over voltage / Over temperature(PS-05/15)
- Cooling by free air convection
- Low leakage current <0.5mA(PS-05/15)
- 100% full load burn-in test
- Low cost, high reliability
- 2 years warranty

CB CE



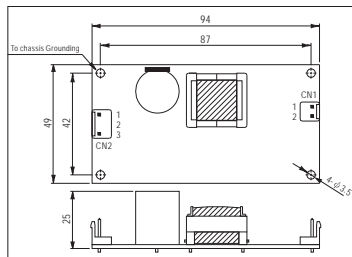
PS-05
75x 40x 20 mm



CB CE



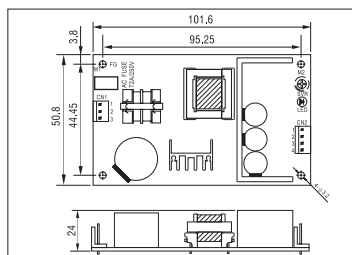
PS-15
94x 49x 25 mm



CB CE



101.6x 50.8x 24 mm



- AC input voltage range 85~264VAC; 120~370VDC(PS-05/15)
90~264VAC; 127~370VDC(PS-35)
- AC inrush current Cold start, 30A at 230VAC(PS-05),
40A at 230VAC(PS-15), 45A at 230VAC(PS-35)
- Overload protection 105%~160% hiccup mode, auto-recovery
- Over voltage protection 115%~150% rated output voltage
- Over temp. protection Hiccup mode, auto-recovery(PS-05/15)
- Withstand voltage I/P-O/P: 3kVAC, I/P-FG:1.5kVAC, 1minute
- Working temperature -10~+60°C (PS-05/15); -20~+65°C (PS-35)
- Safety standards IEC60950-1 CB approved(PS-05/15)
UL60950-1, TUV EN60950-1 approved(PS-35)
- EMC standards EN55022 class B, EN61000-3-2,3,
EN61000-4-2,3,4,5,6,8,11

- Connection PS-05: 3P/ 5mm, 2P/ 3.96mm pitch, Molex 5285-03,5273-02
PS-15: 3+2P/3.96mm pitch, JST B3P/B2P-VH
PS-35: 3+4P/3.96mm pitch, JST B3P/B4P-VH-B

❖ 5W

Model No.	Output	Tol.	R&N	Effi.
PS-05-5	5V, 0~1.0A	±2%	100mV	70%
PS-05-12	12V, 0~0.45A	±2%	120mV	75%
PS-05-15	15V, 0~0.35A	±2%	120mV	75%
PS-05-24	24V, 0~0.22A	±2%	200mV	76%
PS-05-48	48V, 0~0.11A	±1%	200mV	76%

❖ 10W

Model No.	Output	Tol.	R&N	Effi.
PS-15-5	5V, 0~2.80A	±2%	100mV	74%
PS-15-12	12V, 0~1.25A	±2%	120mV	77%
PS-15-15	15V, 0~1.00A	±2%	120mV	78%
PS-15-24	24V, 0~0.625A	±2%	150mV	79%
PS-15-48	48V, 0~0.313A	±2%	200mV	77%

❖ 35W

Model No.	Output	Tol.	R&N	Effi.
PS-35-3.3	3.3V, 0~6.0A	±2%	80mV	70%
PS-35-5	5V, 0~6.0A	±2%	100mV	78%
PS-35-7.5	7.5V, 0~4.7A	±2%	100mV	80%
PS-35-12	12V, 0~3.0A	±1%	120mV	81%
PS-35-13.5	13.5V, 0~2.6A	±1%	120mV	81%
PS-35-15	15V, 0~2.4A	±1%	150mV	81%
PS-35-24	24V, 0~1.5A	±1%	200mV	85%
PS-35-48	48V, 0~0.75A	±1%	240mV	84%

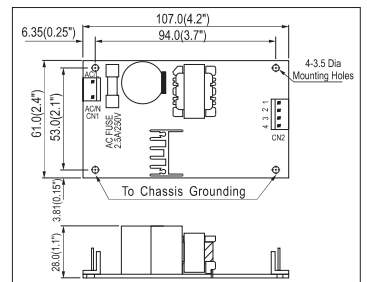
25W 1~2 Output

- Universal AC input / Full range
- Protections: Short circuit / Overload / Over voltage / Over temp.
- Cooling by free air convection
- Low leakage current <0.5mA
- 100% full load burn-in test
- Low cost, high reliability
- 2 years warranty

CB CE



107x 61x 28 mm



- AC input voltage range 85~264VAC; 120~370VDC
- AC inrush current Cold start, 36A at 230VAC
- Overload protection >105% hiccup mode, auto-recovery
- Over voltage protection 115%~135% rated output voltage
- Over temp. protection Shut down o/p voltage, re-power on to recover
- Leakage current Less than 0.5mA at 240VAC
- Withstand voltage I/P-O/P: 3kVAC, I/P-FG:2kVAC, 1minute
- Working temperature -10~+60°C (refer to output derating curve)
- Safety standards UL60950-1, TUV EN60950-1 approved
- EMC standards EN55022 class B, EN61000-3-2,3,
EN61000-4-2,3,4,5
- Connection 3P, 4P/ 3.96mm pitch, Molex P/N: 41791-03, 04
- Packing 0.14kg ; 96pcs / 15.0kg / 1.30CUFT(PS-25)
0.15kg ; 96pcs / 15.9kg / 1.30CUFT(PD-25)
0.13kg ; 96pcs / 15.4kg / 1.30CUFT(PD-2503)

❖ Single Output

Model No.	Output	Tol.	R&N	Effi.
PS-25-3.3	3.3V, 0~5.0A	±3%	80mV	66%
PS-25-5	5V, 0~5.0A	±2%	80mV	74%
PS-25-7.5	7.5V, 0~3.3A	±2%	80mV	76%
PS-25-12	12V, 0~2.1A	±2%	100mV	78%
PS-25-13.5	13.5V, 0~1.9A	±2%	100mV	78%
PS-25-15	15V, 0~1.7A	±2%	100mV	78%
PS-25-24	24V, 0~1.0A	±2%	240mV	79%
PS-25-27	27V, 0~0.9A	±2%	240mV	79%
PS-25-48	48V, 0~0.5A	±2%	350mV	79%

❖ Dual Output

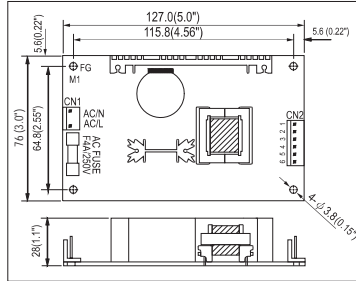
Model No.	Output	Tol.	R&N	Effi.	Max.
PD-25A	5V, 0.2~2.5A	±2%	50mV	71%	25W
	12V, 0.1~1.5A	±6%	150mV		
PD-25B	5V, 0.2~2.0A	±2%	50mV	77%	25W
	24V, 0.1~1.0A	±6%	200mV		
PD-2505	5V, 0.1~3.0A	±6%	50mV	73%	25W
	-5V, 0.1~2.5A	±6%	50mV		
PD-2512	12V, 0.1~1.2A	±4%	50mV	74%	24W
	-12V, 0.1~1.2A	±4%	50mV		
PD-2515	15V, 0.1~1.0A	±4%	50mV	75%	24W
	-15V, 0.1~1.0A	±4%	50mV		
PD-2503	3.3V, 0.2~5.0A	±2%	50mV	72%	25W
	5V, 0.1~4.0A	+5%,-8%	50mV		

45W 1~3 Output

- Universal AC input / Full range
- Protections: Short circuit / Overload / Over voltage
- Cooling by free air convection
- Fixed switching frequency at 65kHz
- Low leakage current <0.75mA
- 100% full load burn-in test
- Low cost, high reliability
- 2 years warranty



127x 76x 28 mm



AC input voltage range ...90~264VAC; 127~370VDC
 AC inrush currentCold start, 15A at 115VAC, 30A at 230VAC
 DC adjustment rangeCH1: -5%~+10% rated output voltage
 Overload protection53~75W hiccup mode, auto-recovery
 Over voltage protection .. CH1: 115%~135% rated output voltage
 Leakage currentLess than 0.75mA at 240VAC
 Withstand voltage I/P-O/P: 3kVAC, I/P-FG:1.5kVAC(PS-45 2kVAC)
 Working temperature-10~+60°C (refer to output derating curve)
 Safety standards UL60950-1, TUV EN60950-1 approved
 EMC standardsEN55022 class B, EN61000-3-2,3,
 EN61000-4-2,3,4,5,6,8,11
 Connection 2P, 6P/ 3.96mm pitch, Molex 5277-02 / 5273-06
 Packing 0.19kg ; 72pcs / 15.6kg / 1.35CUFT(PS-45)
 0.20kg ; 72pcs / 16.0kg / 1.35CUFT(PD-45)
 0.21kg ; 72pcs / 17.0kg / 1.35CUFT(PT-45)

Single Output

Model No.	Output	Tol.	R&N	Effi.
PS-45-3.3	3.3V, 0~8.0A	±3%	80mV	69%
PS-45-5	5V, 0~8.0A	±3%	100mV	74%
PS-45-7.5	7.5V, 0~5.4A	±3%	100mV	75%
PS-45-12	12V, 0~3.7A	±2%	100mV	76%
PS-45-13.5	13.5V, 0~3.3A	±2%	100mV	77%
PS-45-15	15V, 0~3.0A	±2%	100mV	77%
PS-45-24	24V, 0~1.9A	±2%	100mV	78%
PS-45-27	27V, 0~1.7A	±2%	100mV	78%
PS-45-48	48V, 0~1.0A	±2%	100mV	78%

Dual Output

Model No.	Output	Tol.	R&N	Effi.	Max.
PD-45A	5V, 0.4~5.0A	±4%	50mV	77%	40W
	12V, 0.2~2.5A	±7%	120mV		
PD-45B	5V, 0.4~5.0A	±4%	50mV	78%	45W
	24V, 0.2~1.8A	±7%	120mV		

Triple Output

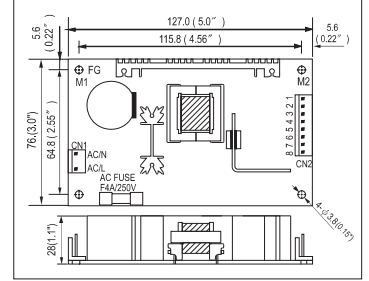
Model No.	Output	Tol.	R&N	Effi.	Max.
PT-45A	5V, 0.4~5.0A	±4%	50mV	75%	41W
	12V, 0.2~2.5A	±7%	120mV		
	-5V, 0.0~0.5A	±5%	50mV		
PT-45B	5V, 0.4~5.0A	±4%	50mV	75%	43W
	12V, 0.2~2.5A	±7%	120mV		
	-12V, 0.0~0.5A	±5%	100mV		
PT-45C	5V, 0.4~5.0A	±4%	50mV	75%	44W
	15V, 0.2~2.3A	±7%	120mV		
	-15V, 0.0~0.5A	±5%	100mV		

45W & 65W Triple Output with 3.3V Channel

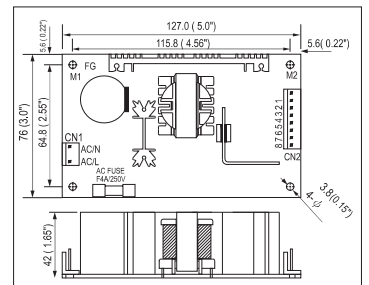
- Universal AC input / Full range
- Total power for CH1+2: 35W (PT-45)
- Total power for CH1+2: 54W (PT-65)
- Protections: Short circuit / Overload / Over voltage
- Cooling by free air convection
- 100% full load burn-in test
- 2 years warranty



PT-4503
127x 76x 28 mm



PT-6503
127x 76x 42 mm



AC input voltage range 90~264VAC; 127~370VDC
 AC inrush current Cold start, 20A at 115VAC, 40A at 230VAC
 DC adjustment range 3.3V: ±10% rated output voltage
 Overload protection 120%~160% hiccup mode, auto-recovery
 Over voltage protection 5V: 115%~135% rated output voltage
 Leakage current Less than 1.0mA at 240VAC
 Setup, rise, hold up time 800ms, 50ms, 60ms at full load and 230VAC
 Withstand voltage I/P-O/P: 3kVAC, I/P-FG:1.5kVAC, 1minute
 Working temperature -10~+60°C (refer to output derating curve)
 Safety standards UL60950-1, TUV EN60950-1 approved
 EMC standardsEN55022 class B, EN61000-3-2,3,
 EN61000-4-2,3,4,5,6,11
 Connection 2P, 8P/ 3.96mm pitch, Molex: 5277-02, 5273-08
 Packing 0.23kg ; 72pcs / 17.6kg / 1.35CUFT(PT-4503)
 0.28kg ; 54pcs / 16.2kg / 1.35CUFT(PT-6503)

Triple Output (45W)

Model No.	Output	Tol.	R&N	Effi.	Max.
PT-4503	3.3V, 0.0~5.0A	±2%	50mV	72%	45W
	5V, 0.2~7.0A	+4%, -2%	50mV		
	12V, 0.0~1.2A	±8%	100mV		

Triple Output (65W)

Model No.	Output	Tol.	R&N	Effi.	Max.
PT-6503	3.3V, 0.0~7.0A	±3%	50mV	72%	62W
	5V, 0.2~10A	+4%, -2%	50mV		
	12V, 0.0~1.2A	±8%	100mV		



48hrs delivery—

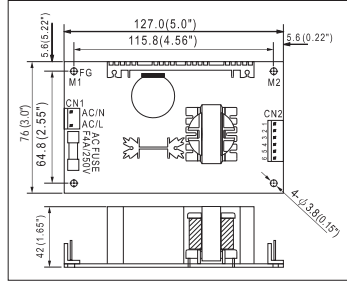
We keep enough stock for 95% of standard models at our 2400m² warehouse. We can arrange prompt delivery within 48hrs.

65W 1~3 Output

- Universal AC input / Full range
- Protections: Short circuit / Overload / Over voltage
- Cooling by free air convection
- Low leakage current <0.75mA
- 100% full load burn-in test
- Low cost, high reliability
- 2 years warranty



127x 76x 42 mm



- AC input voltage range 90~264VAC; 127~370VDC
- AC inrush current Cold start, 20A at 115VAC, 40A at 230VAC
- DC adjustment range CH1: -5%~+10% rated output voltage
- Overload protection 73~105W hiccup mode, auto-recovery
- Over voltage protection CH1: 115%~135% rated output voltage
- Leakage current Less than 0.75mA at 240VAC
- Setup, rise, hold up time 800ms, 20ms, 60ms at full load and 230VAC
- Withstand voltage I/P-O/P: 3kVAC, I/P-FG:1.5kVAC(PS-65 2kVAC)
- Working temperature -10~+60°C (refer to output derating curve)
- Safety standards UL60950-1, TUV EN60950-1 approved
- EMC standards EN55022 class B, EN61000-3-2,3, EN61000-4-2,3,4,5,6,8,11
- Connection 2P, 6P/ 3.96mm pitch, Molex P/N: 5277-02, 5273-06
- Packing 0.21kg ; 54pcs / 14.2kg / 1.35CUFT(PS-65)
0.24kg ; 54pcs / 15.0kg / 1.35CUFT(PD-65)
0.25kg ; 54pcs / 15.9kg / 1.35CUFT(PT-65)

✦ Single Output

Model No.	Output	Tol.	R&N	Effi.
PS-65-3.3	3.3V, 0~12A	±3%	80mV	69%
PS-65-5	5V, 0~12A	±3%	100mV	76%
PS-65-7.5	7.5V, 0~8.0A	±3%	100mV	79%
PS-65-12	12V, 0~5.2A	±2%	100mV	79%
PS-65-13.5	13.5V, 0~4.7A	±2%	100mV	79%
PS-65-15	15V, 0~4.2A	±2%	100mV	79%
PS-65-24	24V, 0~2.7A	±2%	100mV	80%
PS-65-27	27V, 0~2.4A	±2%	100mV	80%
PS-65-48	48V, 0~1.35A	±2%	100mV	80%

✦ Dual Output

Model No.	Output	Tol.	R&N	Effi.	Max.
PD-65A	5V, 0.4~7.0A	±4%	50mV	78%	61W
	12V, 0.2~3.2A	±7%	120mV		
PD-65B	5V, 0.4~6.0A	±4%	50mV	81%	66W
	24V, 0.2~2.6A	±7%	150mV		

✦ Triple Output

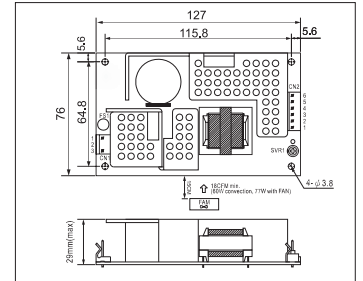
Model No.	Output	Tol.	R&N	Effi.	Max.
PT-65A	5V, 0.4~7.0A	±4%	50mV	76%	60W
	12V, 0.2~3.2A	±7%	120mV		
	-5V, 0.0~0.7A	±5%	50mV		
PT-65B	5V, 0.4~7.0A	±4%	50mV	77%	64W
	12V, 0.2~3.2A	±7%	120mV		
	-12V, 0.0~0.7A	±5%	100mV		
PT-65C	5V, 0.4~7.0A	±4%	50mV	77%	65W
	15V, 0.2~2.6A	±7%	120mV		
	-15V, 0.0~0.7A	±5%	100mV		
PT-65D	5V, 0.5~5.0A	±4%	50mV	79%	68W
	12V, 0.2~4.0A	±6%	100mV		
	24V, 0.2~1.3A	±6%	200mV		

65W 2, 3 Output

- Universal AC input / Full range
- Protections: Short circuit / Overload / Over voltage
- Cooling by free air convection
- 12V or 24V high peak current capability
- 60~65W free air convection, 77~80W with 18 CFM forced air
- Low leakage current < 1mA
- 100% full load burn-in test
- Optional case available (RPD/RPT-65x-C)
- 2 years warranty



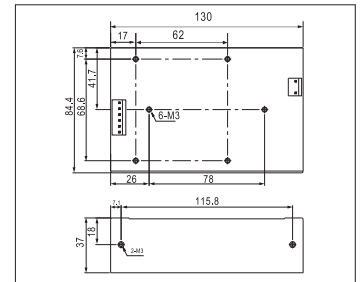
127x 76x 29 mm



▶ With Optional Case



130x 85x 37 mm



- AC input voltage range 90~264VAC; 127~370VDC
- AC inrush current Cold start, 25A at 115VAC, 50A at 230VAC
- DC adjustment range CH1 12V: 11.4~12.8V, 24V: 22.8~26.4V
- Overload protection 90~125W hiccup mode, auto-recovery
- Over voltage protection CH1: 115%~135% rated output voltage
- Leakage current Less than 1mA at 240VAC
- Setup, rise, hold up time 800ms, 20ms, 20ms at full load and 230VAC
- Withstand voltage I/P-O/P: 3kVAC, I/P-FG: 2kVAC, 1minute
- Working temperature -20~+60°C (refer to output derating curve)
- Safety standards UL60950-1, TUV EN60950-1 approved
- EMC standards EN55022 class B, EN61000-3-2,3, EN61000-4-2,3,4,5,6,8,11
- Connection 3P, 6P/ 3.96mm pitch, Molex P/N: 5273-03, 5273-06
- Packing 0.24kg ; 63pcs / 16kg / 1.35CUFT (PCB type)
0.47kg ; 32pcs / 16kg / 0.64CUFT (Enclosed type)

✦ Dual Output

Model No.	Output	Tol.	R&N	Effi.	Max.
RPD-65C □	12V, 0~5.8A	±2%	120mV	79%	60W
	5V, 0~1.5A	±5%	50mV		
RPD-65D □	24V, 0~2.9A	±2%	150mV	81%	60W
	5V, 0~1.5A	±5%	50mV		

✦ Triple Output

Model No.	Output	Tol.	R&N	Effi.	Max.
RPT-65E □	12V, 0.18~5.8A	±2%	120mV	77%	63W
	5V, 0.0~1.5A	±5%	100mV		
	-5V, 0.0~0.7A	±5%	120mV		
RPT-65F □	12V, 0.18~5.8A	±2%	150mV	77%	66W
	5V, 0.0~1.5A	±5%	100mV		
	-12V, 0.0~0.7A	±5%	150mV		
RPT-65G □	24V, 0.09~2.9A	±2%	150mV	81%	66W
	5V, 0.0~1.5A	±5%	50mV		
	12V, 0.0~0.7A	±5%	100mV		

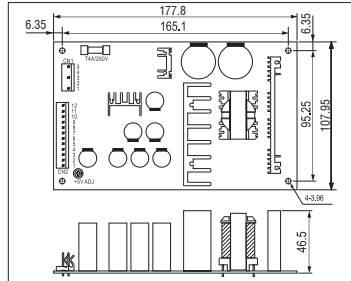
□ = blank, -C ; blank: PCB Type, -C: Enclosed Type

110W Dual Output

- Universal AC input / Full range
- Power good signal output (option)
- Protections: Short circuit / Overload / Over voltage
- Cooling by free air convection
- 100% full load burn-in test
- Low leakage current <1mA@ 240VAC
- 2 years warranty



PD-110
177.8x 107.95x 46.5 mm




AC input voltage range .. 100~264VAC; 141~370VDC
 AC inrush currentCold start, 45A at 230VAC
 DC adjustment rangeCH1: -5%~+10% rated output voltage
 Overload protection105%~135% hiccup mode, auto-recovery
 Over voltage protection ..CH1: 115%~135% rated output voltage
 Withstand voltage I/P-O/P: 3kVAC, I/P-FG:1.5kVAC, 1minute
 Working temperature -10~+60°C (refer to output derating curve)
 Safety standards UL60950-1, TUV EN60950-1 approved
 EMC standards EN55022 class B, EN61000-3-2,3,
 EN61000-4-2,3,4,5,6,11
 Connection5+12P/ 3.96mm pitch, Molex: 5273-05,12
 Packing 0.51kg ; 24pcs / 13.1kg / 1.19CUFT

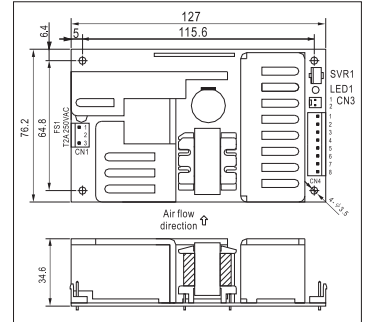
Model No.	Output	Tol.	R&N	Effi.	Max.
PD-110A	5V, 0.5~5.0A	±2%	100mV	75%	103W
	12V, 0.5~6.5A	±6%	150mV		
PD-110B	5V, 0.5~5.0A	±2%	100mV	78%	109W
	24V, 0.5~3.5A	±6%	200mV		

125W 1,3 Output with PFC Function

- Universal AC input / Full range
- Built-in active PFC function
- High power density 6.117W/in³
- Protections: Short circuit / Overload / Over voltage
- Built-in remote sense for PPS-125
- LED indicator for power on
- Free air convection for 100W and 125W with 18 CFM forced air
- 100% full load burn-in test
- 3 years warranty



127x 76.2x 34.6 mm



AC input voltage range90~264VAC; 127~370VDC
 AC inrush currentCold start, 24A at 230VAC
 DC adjustment rangeCH1: ±5% rated output voltage
 Overload protection130%~160% fold back current limiting, auto-recovery
 Over voltage protection CH1:110%~135% rated output voltage
 Leakage current Less than 2.0mA at 240VAC
 Setup, rise, hold up time 1000ms, 30ms, 24ms at full load and 230VAC
 Withstand voltage I/P-O/P: 3kVAC, I/P-FG:1.5kVAC, 1minute
 Working temperature-20~+70°C (refer to output derating curve)
 Safety standards UL60950-1, TUV EN60950-1 approved
 EMC standards EN55022 class B, EN61000-3-2,3,
 EN61000-4-2,3,4,5,6,8,11
 Connection3+8P/3.96mm pitch, JST: B3P/B8P-VH (PPS-125)
3+5Px2/3.96mm pitch, JST: B3P/B5Px2-VH (PPT-125)
 Packing0.37kg; 36pcs / 14.3kg / 0.79CUFT

• Single Output

Model No.	Output	Tol.	R&N	Effi.
PPS-125-3.3	3.3V, 0~25A	±2%	100mV	70%
PPS-125-5	5V, 0~25A	±2%	100mV	79%
PPS-125-12	12V, 0~10.5A	±2%	100mV	80%
PPS-125-13.5	13.5V, 0~9.3A	±2%	100mV	80%
PPS-125-15	15V, 0~8.4A	±2%	100mV	80%
PPS-125-24	24V, 0~5.2A	±1%	150mV	83%
PPS-125-27	27V, 0~4.6A	±1%	150mV	83%
PPS-125-48	48V, 0~2.6A	±1%	250mV	84%

• Triple Output

Model No.	Output	Tol.	R&N	Effi.	Max
PPT-125A	3.3V, 1.0~12.5A	±3%	100mV	75%	99W
	5V, 0.8~10.0A	±5%	100mV		
	12V, 0.05~0.63A	±6%	120mV		
PPT-125B	5V, 1.0~14.38A	±3%	100mV	78%	124W
	12V, 0.3~3.75A	±5%	120mV		
	-12V, 0.05~0.63A	±6%	120mV		
PPT-125C	5V, 1.0~13.75A	±3%	100mV	78%	125W
	15V, 0.25~3.13A	±5%	150mV		
	-15V, 0.05~0.63A	±6%	150mV		
PPT-125D	5V, 1.0~8.75A	±3%	100mV	78%	126W
	24V, 0.25~3.13A	±5%	240mV		
	12V, 0.05~0.63A	±6%	120mV		

RCP-1600 Series

1600W AC-DC Rack Power

Under Development

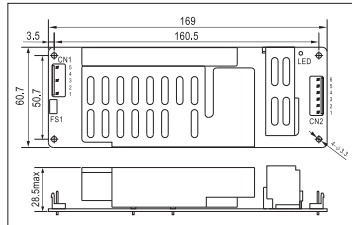
- Universal AC input / Full range
- Withstand 300VAC surge input for 5 seconds
- 1U low profile 41mm
- Built-in active PFC function
- High efficiency up to 93%
- Forced air cooling by built-in DC fan with fan speed control
- Vo and Io can be trimmed by external control signal
- Active current sharing
- Internal OR-ing FET, support hot-swap
- I²C, PMBus protocol
- Built-in remote ON-OFF control and remote sense function
- Built-in 5V/0.3A, 12V/0.8A auxiliary power
- Protection: Short circuit / Overload / Over voltage / Over temperature
- DC OK signal, OTP alarm signal
- Output models: 12V/24V/48V
- Dimension(LxWxH): 320x85x41mm
- 3 years warranty

150W Single Output with PFC Function

- Universal AC input / Full range
- Built-in active PFC function
- Protections: Short circuit / Overload / Over voltage / Over temp.
- Cooling by free air convection
- High power density 8.4W/in³
- No load power consumption <1W
- 100% full load burn-in test
- 3 years warranty



169x 60.7x 28.5 mm



AC input voltage range 90~264VAC ; 127~370VDC
 DC adjustment range Can be modified between ±10% rated output voltage by factory
 Overload protection 105%~135% hiccup mode, auto-recovery
 Over voltage protection 110%~135% rated output voltage
 Withstand voltage I/P-O/P: 4.25kVDC, I/P-FG:1.5kVAC, 1minute
 Working temperature -20~+60°C (refer to output derating curve)
 Safety standards UL60950-1 approved
 EMC standards EN55022 class B, EN61000-3-2,3, EN61000-4-2,3,4,5,6,8,11
 Connection 5+6P/3.96mm pitch, JST P/N :B5P/B6P-VH
 Packing 0.32kg ; 48pcs / 15.8kg / 0.79CUFT

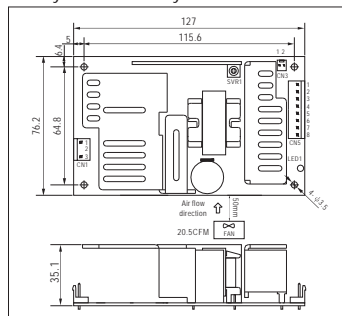
Model No.	Output	Tol.	R&N	Effi.
ASP-150-12	12V, 0~11A	±2%	150mV	88%
ASP-150-15	15V, 0~9.5A	±2%	180mV	88%
ASP-150-20	20V, 0~7.5A	±1%	200mV	90%
ASP-150-24	24V, 0~6.3A	±1%	240mV	90%
ASP-150-48	48V, 0~3.2A	±1%	240mV	89%

200W Single Output with PFC Function

- Universal AC input / Full range
- High efficiency up to 90%
- PF>0.98@115VAC; >0.93@230VAC
- Protections: Short circuit / Overload / Over voltage / Over temp.
- High power density 9.78W/in³
- 5"x3" compact size
- ZVS technology to reduce power dissipation
- Built-in remote sense function
- Free air convection for 150W and 200W with 20.5 CFM forced air
- 3 years warranty



127x 76.2x 35.1 mm



AC input voltage range 90~264VAC; 127~370VDC
 DC adjustment range ±10% rated output voltage
 Overload protection 105%~135% hiccup mode, auto-recovery
 Over voltage protection 115%~135% rated output voltage
 Withstand voltage I/P-O/P: 3kVAC, I/P-FG:1.5kVAC, 1minute
 Working temperature -20~+70°C (refer to output derating curve)
 Safety standards UL60950-1, TUV EN60950-1 approved
 EMC standards EN55022 class B, EN61000-3-2,3, EN61000-4-2,3,4,5,6,8,11
 Connection 3+8P/3.96mm pitch, JST B3P/B8P-VH
 Packing 0.37kg ; 36pcs / 14.3kg / 0.79CUFT

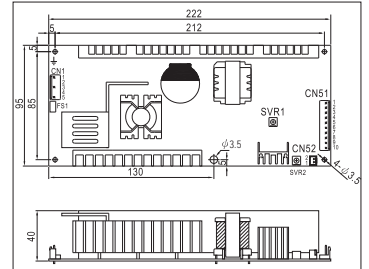
Model No.	Output	Tol.	R&N	Effi.
PPS-200-5	5V, 0~36.0A	±4%	100mV	86%
PPS-200-12	12V, 0~16.6A	±3%	100mV	89%
PPS-200-15	15V, 0~13.3A	±3%	100mV	89%
PPS-200-24	24V, 0~8.30A	±2%	150mV	89%
PPS-200-27	27V, 0~7.40A	±2%	150mV	89%
PPS-200-48	48V, 0~4.167A	±2%	250mV	90%

250W Isolated Dual Output with PFC Function

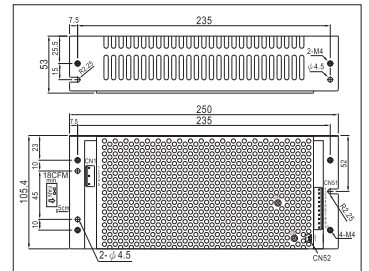
- Universal AC input / Full range
- Isolated output & GND for CH1,CH2
- Built-in active PFC function
- Protections: Short circuit / Overload / Over voltage / Over temp.
- Optional case available
- Cooling by free air convection
- Remote control function for CH1
- Peak load 170% for 10 sec. (CH1)
- 100% full load burn-in test
- 3 years warranty



222x 95x 40 mm



250x 105.4x 53 mm




AC input voltage range 90~264VAC; 127~370VDC
 AC inrush current Cold start, 58A at 230VAC
 Leakage current Less than 3.5mA at 240VAC
 DC adjustment range ±10% for CH1; ±5% for CH2
 Overload protection(CH1) 105%~170% normally operation, shut off after 10 sec.; >180%, constant current, shut off after 10 sec.
 (CH2) 101%~150% hiccup mode, auto-recovery
 Over voltage protection CH1: 115%~140%, CH2: 110%~135%
 Setup, rise, hold up time 1200ms, 60ms, 30ms at full load and 230VAC
 Withstand voltage I/P-O/P:3.0kVAC, I/P-FG:2kVAC, 1minute
 Working temperature -20~+70°C (refer to output derating curve)
 Safety standards UL60950-1, TUV EN60950-1 approved
 EMC standards EN55022 class B, EN61000-3-2,-3, EN61000-4-2,3,4,5,6,8,11, EN61000-6-2
 Connection 5+10+2P/3.96mm pitch JST B5P/B10P-VH, B2B-XH
 Packing 0.74kg ; 18pcs / 14.3kg / 0.88CUFT (PCB type); 1.6kg ; 9pcs / 15.4kg / 0.61CUFT (Enclosed type)

Model No.	Output	Tol.	R&N	Effi.
PID-250A	12V, 0~15A	±3%	120mV	83%
	5V, 0~5.0A	±2%	50mV	
PID-250B	24V, 0~9.4A	±2%	150mV	86%
	5V, 0~5.0A	±2%	50mV	
PID-250C	36V, 0~6.3A	±2%	200mV	86%
	5V, 0~5.0A	±2%	50mV	
PID-250D	48V, 0~4.7A	±2%	200mV	86%
	5V, 0~5.0A	±2%	50mV	

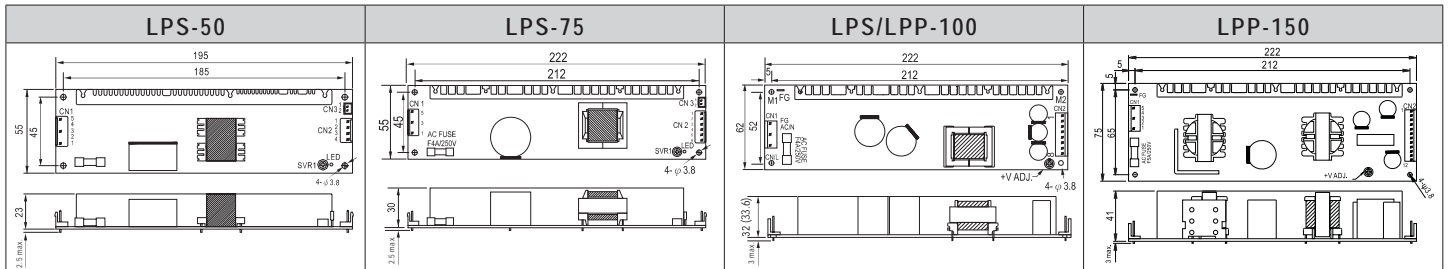
► Feature Description

PID-250 series is suitable for motor-based equipment with logic control circuit. CH1 with high peak power capability can provide the required surge loading while starting up the motor. The isolated 5V/5A CH2 is good for logic control usage and can still work properly even CH1 is malfunction or at any protection modes. The isolated design between CH1 and CH2 can significantly prevent noise of the motor action from entering control circuits and hence secure the accurate operation of the end equipment.



Features

- Universal AC input / Full range
- Built-in active PFC function (LPP-100/150)
- Protections: Short circuit / Overload / Over voltage
- Optional over temperature protection for LPP-150
- Built-in remote ON/OFF control (LPS-50/75)
- Cooling by free air convection
- 100% full load burn-in test
- 2 years warranty for LPS series
- 3 years warranty for LPP series



General Specification (Please refer to www.meanwell.com for detail spec.)



Model No.	LPS-50	LPS-75	LPS-100	LPP-100	LPP-150
AC input voltage range	90~264VAC		115/230 auto switch	85~264VAC	
AC inrush current (230VAC)	35A	36A	60A	30A	55A
DC adjustment range	±10% rated output voltage			-5%~+10% rated output voltage	
Overload protection	Range	122%~160%	115%~150%	105%~140%	105%~150% rated output power
	Type	Hiccup mode, auto recovery			Constant current limiting, auto recovery
Over voltage protection	Range	110%~135% of rated output voltage			Shut off, AC recycle to re-start
	Type	Hiccup mode, auto recovery			
Withstand voltage	I/P-O/P: 3kVAC, I/P-FG: 1.5kVAC(2kVAC for LPP-150), O/P-FG: 0.5kVAC, 1 minute				
Working temperature	-20~+70°C (refer to output derating curve)		-10~+60°C (refer to output derating curve)		
Safety standards	UL60950-1, TUV EN60950-1 approved				
EMC standards	EN55022 class B, EN61000-3-2,3, EN61000-4-2,3,4,5,6,8,11 (EN61000-6-2 heavy industry level for LPS-50/75 only)				
Connection	JST B5P / B4P-VH	JST B5P / B6P-VH	JST B5P / B8P-VH		JST B5P / B6Px2-VH
Dimension (LxWxH)(mm)	195x 55x 23	222x 55x 30	222x 62x 32	222x 62x 33.6	222x 75x 41
Packing	48pcs / 12.5kg	48pcs / 15.6kg	24pcs / 12.5kg	24pcs / 13.9kg	24pcs / 16.6kg

50W LPS-50

Model No.	Output	Tol.	R&N	Effi.
LPS-50-3.3	3.3V, 0~10A	±3%	50mV	75%
LPS-50-5	5V, 0~10A	±3%	50mV	81%
LPS-50-12	12V, 0~4.2A	±2%	80mV	82%
LPS-50-15	15V, 0~3.4A	±2%	80mV	84%
LPS-50-24	24V, 0~2.1A	±1%	80mV	85%
LPS-50-48	48V, 0~1.1A	±1%	100mV	86%

75W LPS-75

Model No.	Output	Tol.	R&N	Effi.
LPS-75-3.3	3.3V, 0~15A	±3%	80mV	69%
LPS-75-5	5V, 0~15A	±3%	80mV	77%
LPS-75-12	12V, 0~6.2A	±2%	100mV	80%
LPS-75-15	15V, 0~5.0A	±2%	100mV	81%
LPS-75-24	24V, 0~3.2A	±2%	120mV	83%
LPS-75-48	48V, 0~1.56A	±2%	120mV	83%

100W LPS-100

Model No.	Output	Tol.	R&N	Effi.
LPS-100-3.3	3.3V, 0~20A	±3%	150mV	69%
LPS-100-5	5V, 0~20A	±3%	100mV	77%
LPS-100-7.5	7.5V, 0~13.3A	±2%	100mV	77%
LPS-100-12	12V, 0~8.4A	±2%	100mV	79%
LPS-100-13.5	13.5V, 0~7.5A	±2%	100mV	79%
LPS-100-15	15V, 0~6.7A	±2%	100mV	80%

LPS-100-24	24V, 0~4.2A	±1%	150mV	80%
LPS-100-27	27V, 0~3.8A	±1%	150mV	81%
LPS-100-48	48V, 0~2.1A	±1%	200mV	81%

100W (with PFC Function) LPP-100

Model No.	Output	Tol.	R&N	Effi.
LPP-100-3.3	3.3V, 0~20A	±2%	100mV	69%
LPP-100-5	5V, 0~20A	±2%	100mV	75%
LPP-100-7.5	7.5V, 0~13.5A	±2%	100mV	76%
LPP-100-12	12V, 0~8.5A	±2%	100mV	79%
LPP-100-13.5	13.5V, 0~7.5A	±2%	100mV	79%
LPP-100-15	15V, 0~6.7A	±2%	100mV	80%
LPP-100-24	24V, 0~4.2A	±1%	150mV	83%
LPP-100-27	27V, 0~3.8A	±1%	150mV	83%
LPP-100-48	48V, 0~2.1A	±1%	250mV	83%

150W (with PFC Function) LPP-150

Model No.	Output	Tol.	R&N	Effi.
LPP-150-3.3	3.3V, 0~30A	±2%	100mV	70%
LPP-150-5	5V, 0~30A	±2%	100mV	76%
LPP-150-7.5	7.5V, 0~20A	±2%	100mV	80%
LPP-150-12	12V, 0~12.5A	±2%	100mV	82%
LPP-150-13.5	13.5V, 0~11.2A	±2%	100mV	83%
LPP-150-15	15V, 0~10A	±2%	100mV	83%
LPP-150-24	24V, 0~6.3A	±1%	150mV	85%
LPP-150-27	27V, 0~5.6A	±1%	150mV	85%
LPP-150-48	48V, 0~3.2A	±1%	250mV	85%

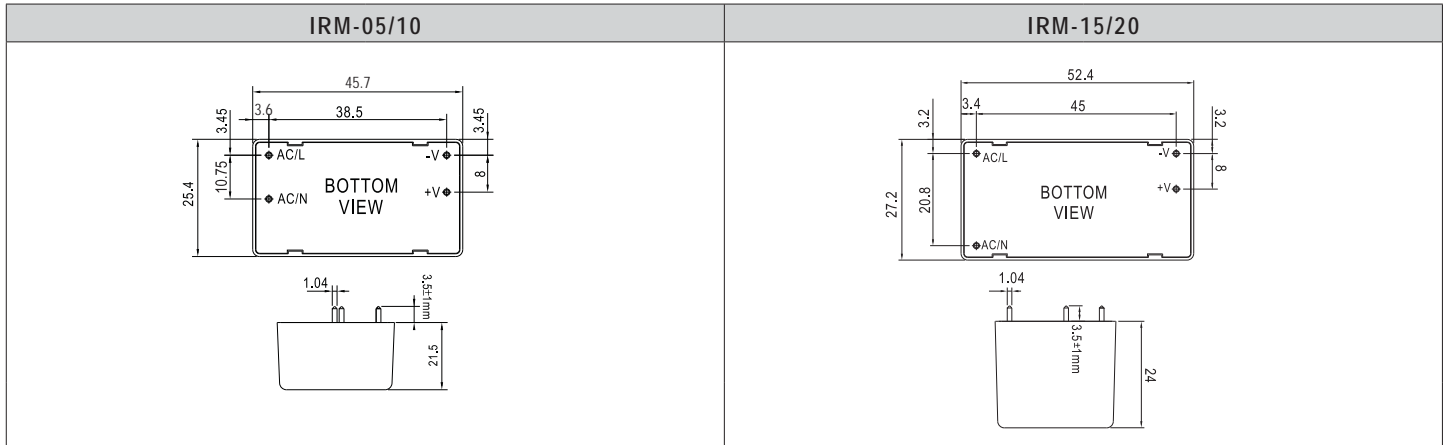
Green Open Frame

5~20W AC/DC Miniature Encapsulated Type



Features

- Universal AC input / Full range
- No load power consumption < 0.1W
- Miniature size, high power density
- Protections: Short circuit / Overload / Over voltage
- Cooling by free air convection
- Isolation class II
- Fully isolated plastic case
- Withstand 5G vibration test
- Low cost, high reliability
- 100% full load burn-in test
- 3 years warranty



General Specification (Please refer to www.meanwell.com for detail spec.)



Model No.	IRM-05	IRM-10	IRM-15	IRM-20
AC input voltage range	85~264VAC; 120~370VDC			
AC inrush current (max.)	Cold start, 20A at 115VAC, 40A at 230VAC			
Overload protection	115%~260%	115%~190%		115%~160%
Over voltage protection	115%~135% rated output voltage			
Setup, rise, hold up time	600ms, 30ms, 80ms	600ms, 30ms, 30ms	1000ms, 20ms, 40ms	
Leakage current	Less than 0.25mA at 240VAC			
Withstand voltage	I/P-O/P: 3kVAC			
Working temperature	-30~+70°C (refer to output derating curve)			
Vibration	10~500Hz, 5G 10min./1 cycle, period for 60 min. each along X, Y, Z axes			
Safety standards	UL60950-1, TUV EN60950-1 approved			
EMC standards	EN55022 class B, EN61000-3-2,3, EN61000-4-2,3,4,5,6,8,11			
Connection	4 industrial pins			
Dimension (LxWxH)(mm)	45.7x 25.4x 21.5		52.4x 27.2x 24	

5W IRM-05

Model No.	Output	Tol.	R&N	Effi.
IRM-05-3.3	3.3V, 0~1.25A	±2.5%	200mV	68%
IRM-05-5	5V, 0~1A	±2.5%	200mV	71%
IRM-05-12	12V, 0~0.42A	±2.5%	200mV	75%
IRM-05-15	15V, 0~0.33A	±2.5%	200mV	75%
IRM-05-24	24V, 0~0.23A	±2.5%	200mV	77%

15W IRM-15

Model No.	Output	Tol.	R&N	Effi.
IRM-15-3.3	3.3V, 0~3.5A	±2.5%	200mV	74%
IRM-15-5	5V, 0~3A	±2.5%	200mV	78%
IRM-15-12	12V, 0~1.25A	±2.5%	200mV	82%
IRM-15-15	15V, 0~1A	±2.5%	200mV	82%
IRM-15-24	24V, 0~0.63A	±2.5%	200mV	83%

10W IRM-10

Model No.	Output	Tol.	R&N	Effi.
IRM-10-3.3	3.3V, 0~2.5A	±2.5%	200mV	74%
IRM-10-5	5V, 0~2A	±2.5%	200mV	77%
IRM-10-12	12V, 0~0.85A	±2.5%	200mV	82%
IRM-10-15	15V, 0~0.67A	±2.5%	200mV	82%
IRM-10-24	24V, 0~0.42A	±2.5%	200mV	82%

20W IRM-20

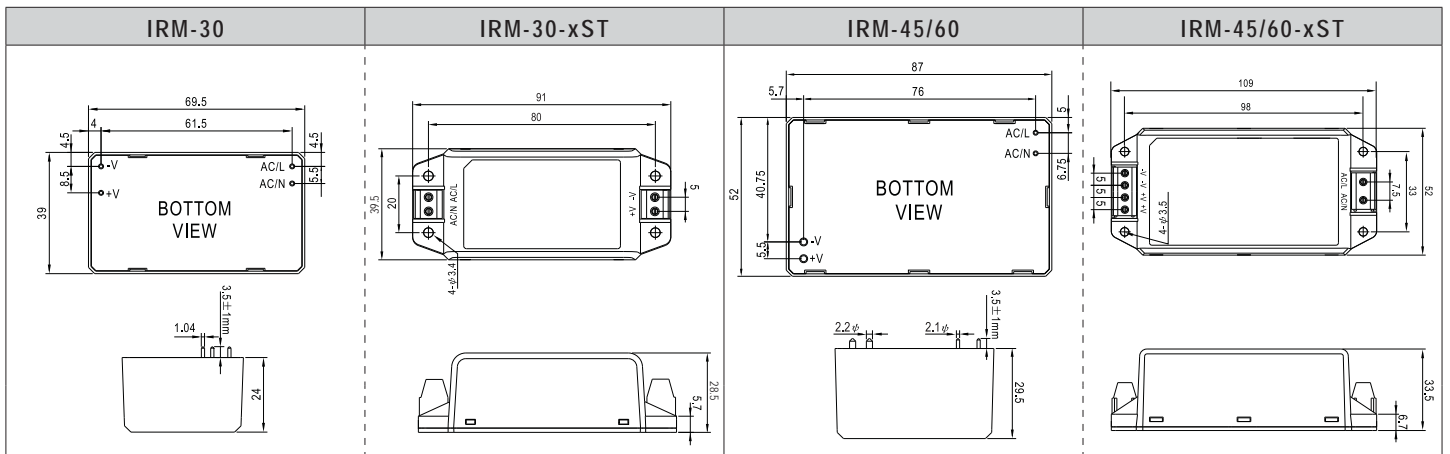
Model No.	Output	Tol.	R&N	Effi.
IRM-20-3.3	3.3V, 0~4.5A	±2.5%	200mV	76%
IRM-20-5	5V, 0~4A	±2.5%	200mV	79%
IRM-20-12	12V, 0~1.8A	±2.5%	200mV	84%
IRM-20-15	15V, 0~1.4A	±2.5%	200mV	84%
IRM-20-24	24V, 0~0.9A	±2.5%	200mV	85%

Green Open Frame 30~60W AC/DC Miniature Encapsulated Type



Features

- Universal AC input / Full range
- No load power consumption < 0.1W
- Miniature size, high power density
- Protections: Short circuit / Overload / Over voltage
- Cooling by free air convection
- Pass LPS (except for IRM-45/60 5V)
- Isolation class II
- Fully isolated plastic case
- Withstand 5G vibration test
- Screw terminal I/O connection models for ST type
- Low cost, high reliability
- 100% full load burn-in test
- 3 years warranty



General Specification (Please refer to www.meanwell.com for detail spec.)



Model No.	IRM-30-x ^[ST]	IRM-45-x ^[ST]	IRM-60-x ^[ST]
AC input voltage range	85~264VAC; 120~370VDC		
AC inrush current (max.)	Cold start, 25A at 115VAC, 45A at 230VAC		Cold start, 30A at 115VAC, 60A at 230VAC
Overload protection	105%~160%		115%~160%
Over voltage protection	105%~135%		
Setup, rise, hold up time	1000ms, 30ms, 40ms at 230VAC		1000ms, 30ms, 50ms at 230VAC
Leakage current	Less than 0.25mA at 240VAC		
Withstand voltage	I/P-O/P: 3kVAC		
Working temperature	-30~+70°C (refer to output derating curve)		
Vibration	10~500Hz, 5G 10min./1 cycle, period for 60 min. each along X, Y, Z axes		
Safety standards	UL60950-1, TUV EN60950-1 approved		
EMC standards	EN55022 class B, EN61000-3-2,3, EN61000-4-2,3,4,5,6,8,11		
Connection	4 industrial pins		
Dimension (LxWxH)(mm)	PCB mounting: 69.5x 39x 24; Screw I/O: 91x 39.5x 28.5		PCB mounting: 87x 52x 29.5; Screw I/O: 109x 52x 33.5

IRM-30 Series

NEW

Model No.	Output	Tol.	R&N	Effi.
IRM-30-5□	5V, 0~6A	±2.5%	120mV	83%
IRM-30-12□	12V, 0~2.5A	±2.5%	150mV	88%
IRM-30-15□	15V, 0~2A	±2.5%	200mV	88%
IRM-30-24□	24V, 0~1.3A	±2.5%	240mV	88.5%
IRM-30-48□	48V, 0~0.63A	±2.5%	300mV	90%

□ = Blank, ST ; Blank: PCB mounting style, ST: Screw terminal style

IRM-45 Series

NEW

Model No.	Output	Tol.	R&N	Effi.
IRM-45-5□	5V, 0~8A	±2.5%	80mV	83.5%
IRM-45-12□	12V, 0~3.8A	±2.5%	150mV	87.5%
IRM-45-15□	15V, 0~3A	±2.5%	180mV	88.5%

□ = Blank, ST ; Blank: PCB mounting style, ST: Screw terminal style

Model No.	Output	Tol.	R&N	Effi.
IRM-45-24□	24V, 0~1.9A	±2.5%	200mV	89.5%
IRM-45-48□	48V, 0~0.94A	±2.5%	300mV	90.5%

□ = Blank, ST ; Blank: PCB mounting style, ST: Screw terminal style

IRM-60 Series

NEW

Model No.	Output	Tol.	R&N	Effi.
IRM-60-5□	5V, 0~10A	±2.5%	80mV	84%
IRM-60-12□	12V, 0~5A	±2.5%	120mV	87.5%
IRM-60-15□	15V, 0~4A	±2.5%	120mV	89%
IRM-60-24□	24V, 0~2.5A	±2.5%	150mV	90%
IRM-60-48□	48V, 0~1.25A	±2.5%	240mV	91%

□ = Blank, ST ; Blank: PCB mounting style, ST: Screw terminal style

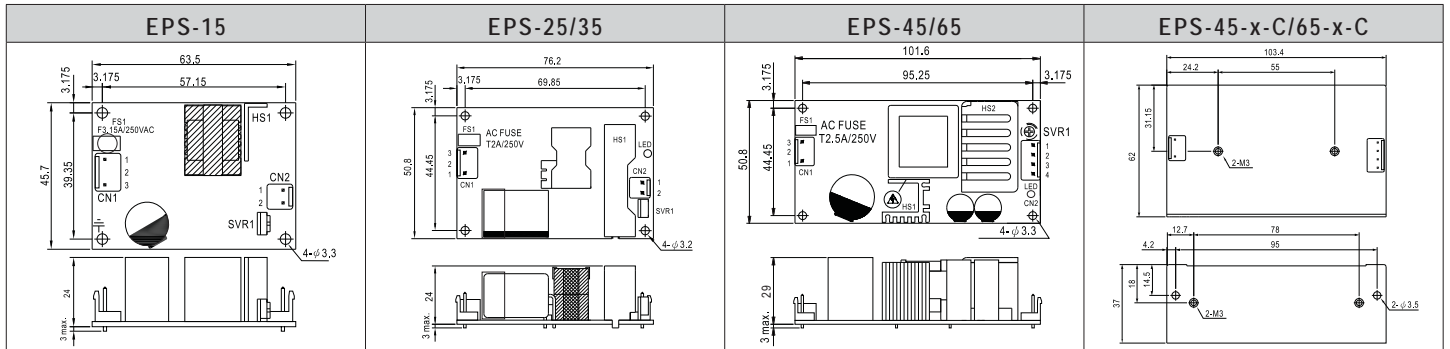
Green Open Frame

15~65W Single Output



Features

- Universal AC input / Full range
- No load power consumption < 0.3W
- High efficiency up to 90%
- Compact size
- Cooling by free air convection
- Protections: Short circuit / Overload / Over voltage
- Case available (EPS-45-x-C & EPS-65-x-C)
- LED indicator for power on (except for EPS-15)
- 3 years warranty



General Specification (Please refer to www.meanwell.com for detail spec.)



Model No.	EPS-15	EPS-25	EPS-35	EPS-45-x(-C)	EPS-65-x(-C)
AC input voltage range	85~264VAC; 120~370VDC			90~264VAC; 127~370VDC	
AC inrush current (max.)	Cold start, 45A at 230VAC	Cold start, 35A at 230VAC	Cold start, 40A at 230VAC	Cold start, 60A at 230VAC	
DC adjustment range	±10% rated output voltage				
Overload protection	Range	115%~150% rated output power		115%~160% rated output power	
	Type	Hiccup mode, auto recovery			
Over voltage protection	110%~135%	110%~140%		110%~135%	
Withstand voltage	I/P-O/P: 3kVAC, I/P-FG:2kVAC, O/P-FG: 0.5kVAC, 1 minute				
Working temperature	-30~+70°C (refer to output derating curve)				
Safety standards	UL60950-1, TUV EN60950-1 approved				
EMC standards	EN55022 class B, EN61000-3-2,3, EN61000-4-2,3,4,5,6,8,11				
Connection	3+2P/3.96mm pitch, JST B3P/B2P-VH			3+4P/3.96mm pitch, JST B3P/B4P-VH	
Dimension (LxWxH)(mm)	63.5x45.7x24	76.2x50.8x24		PCB: 101.6x50.8x29 ; Case: 103.4x62x37	

15W EPS-15

Model No.	Output(Rated / Peak 10 sec.)	Tol.	R&N	Effi.
EPS-15-3.3	3.3V, 0~3A / 3.3A	±2%	50mV	75%
EPS-15-5	5V, 0~3A / 3.3A	±2%	50mV	78%
EPS-15-7.5	7.5V, 0~2A / 2.2A	±2%	80mV	81%
EPS-15-12	12V, 0~1.25A / 1.38A	±1%	80mV	82%
EPS-15-15	15V, 0~1A / 1.1A	±1%	100mV	83%
EPS-15-24	24V, 0~0.625A / 0.69A	±1%	150mV	83%
EPS-15-27	27V, 0~0.56A / 0.615A	±1%	180mV	84%
EPS-15-36	36V, 0~0.42A / 0.46A	±1%	200mV	85%
EPS-15-48	48V, 0~0.313A / 0.344A	±1%	200mV	85%

25W EPS-25

Model No.	Output(Rated / Peak 10 sec.)	Tol.	R&N	Effi.
EPS-25-3.3	3.3V, 0~5A / 5.5A	±2%	60mV	79%
EPS-25-5	5V, 0~5A / 5.5A	±2%	60mV	81%
EPS-25-7.5	7.5V, 0~3.4A / 3.74A	±2%	80mV	83%
EPS-25-12	12V, 0~2.1A / 2.34A	±1%	100mV	86%
EPS-25-15	15V, 0~1.7A / 1.87A	±1%	100mV	87%
EPS-25-24	24V, 0~1.05A / 1.17A	±1%	180mV	88%
EPS-25-27	27V, 0~0.95A / 1.05A	±1%	180mV	89%
EPS-25-36	36V, 0~0.7A / 0.78A	±1%	200mV	89%
EPS-25-48	48V, 0~0.53A / 0.59A	±1%	240mV	90%

35W EPS-35

Model No.	Output(Rated / Peak 10 sec.)	Tol.	R&N	Effi.
EPS-35-3.3	3.3V, 0~6A / 6.6A	±2.5%	60mV	80%
EPS-35-5	5V, 0~6A / 6.6A	±2.0%	70mV	82%
EPS-35-7.5	7.5V, 0~4.7A / 5.2A	±2.0%	80mV	84%
EPS-35-12	12V, 0~3A / 3.3A	±1.0%	100mV	87%
EPS-35-15	15V, 0~2.4A / 2.65A	±1.0%	100mV	88%

Model No.	Output(Rated / Peak 10 sec.)	Tol.	R&N	Effi.
EPS-35-24	24V, 0~1.5A / 1.65A	±1%	180mV	89%
EPS-35-27	27V, 0~1.3A / 1.45A	±1%	180mV	89%
EPS-35-36	36V, 0~1A / 1.1A	±1%	200mV	89%
EPS-35-48	48V, 0~0.75A / 0.82A	±1%	240mV	90%

45W EPS-45

Model No.	Output(Rated / Peak 10 sec.)	Tol.	R&N	Effi.
EPS-45-3.3□	3.3V, 0~8A / 9A	±3%	80mV	80%
EPS-45-5□	5V, 0~8A / 9A	±2%	80mV	82%
EPS-45-7.5□	7.5V, 0~5.4A / 6A	±2%	100mV	84%
EPS-45-12□	12V, 0~3.75A / 4.2A	±2%	120mV	87%
EPS-45-15□	15V, 0~3A / 3.3A	±2%	150mV	88%
EPS-45-24□	24V, 0~1.9A / 2.1A	±1%	240mV	89%
EPS-45-36□	36V, 0~1.25A / 1.4A	±1%	280mV	89%
EPS-45-48□	48V, 0~1A / 1.1A	±1%	300mV	90%

□ = blank, -C ; blank: PCB type, -C: Enclosed type

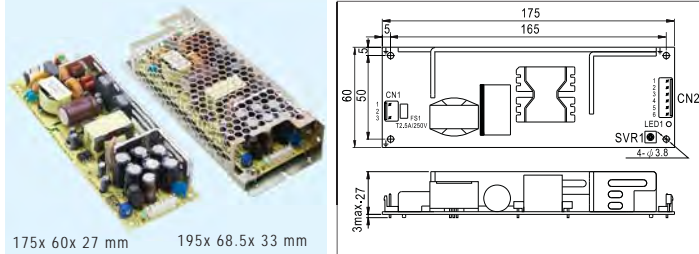
65W EPS-65

Model No.	Output(Rated / Peak 10 sec.)	Tol.	R&N	Effi.
EPS-65-3.3□	3.3V, 0~11A / 12A	±3%	80mV	80%
EPS-65-5□	5V, 0~11A / 12A	±2%	80mV	82%
EPS-65-7.5□	7.5V, 0~8A / 8.8A	±2%	100mV	84%
EPS-65-12□	12V, 0~5.42A / 6A	±2%	120mV	86%
EPS-65-15□	15V, 0~4.34A / 4.8A	±2%	150mV	87%
EPS-65-24□	24V, 0~2.71A / 3A	±1%	240mV	88%
EPS-65-36□	36V, 0~1.81A / 2A	±1%	280mV	89%
EPS-65-48□	48V, 0~1.36A / 1.5A	±1%	300mV	90%

□ = blank, -C ; blank: PCB type, -C: Enclosed type

75W Single Output with PFC Function

- Universal AC input / Full range
- Built-in active PFC function
- **No load power consumption <0.5W**
- High efficiency up to 90%
- Cooling by free air convection
- Protections: Short circuit / Overload / Over voltage
- **Case available (ELP-75-x-C)**
- LED indicator for power on
- 1U low profile
- 3 years warranty



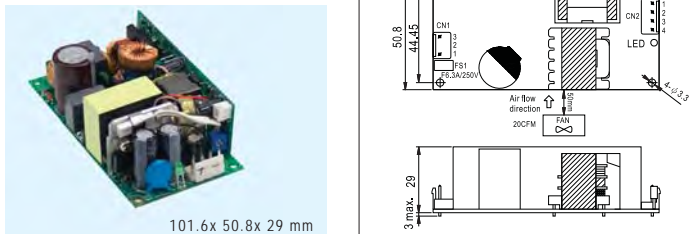
AC input voltage range 90~264VAC; 127~370VDC
 AC inrush current Cold start, 60A at 230VAC
 DC adjustment range ±10% rated output voltage
 Overload protection 105%~150% hiccup mode, auto-recovery
 Over voltage protection 115%~135% rated output voltage
 Leakage current Less than 1mA at 240VAC
 Setup, rise, hold up time 2500ms, 50ms, 20ms at full load and 230VAC
 Withstand voltage I/P-O/P: 3kVAC, I/P-FG: 1.5kVAC, O/P-FG: 0.5kVAC
 Working temperature -30~+70°C (refer to output derating curve)
 Safety standards UL60950-1, TUV EN60950-1 approved
 EMC standards EN55022 class B, EN61000-3-2,3, EN61000-4-2,3,4,5,6,8,11

Model No.	Output	Tol.	R&N	Effi.
ELP-75-3.3□	3.3V, 0~15A	±3%	80mV	80%
ELP-75-5□	5V, 0~15A	±2%	80mV	82%
ELP-75-12□	12V, 0~6.25A	±2%	120mV	89%
ELP-75-15□	15V, 0~5A	±2%	150mV	90%
ELP-75-24□	24V, 0~3.15A	±1%	240mV	90%
ELP-75-36□	36V, 0~2.1A	±1%	280mV	90%
ELP-75-48□	48V, 0~1.6A	±1%	300mV	90%

□ = blank, -C ; blank: PCB type, -C: Enclosed type

100W Single Output with PFC Function

- 4"x 2" compact size
- Universal AC input / Full range
- Built-in active PFC function
- **No load power consumption <0.5W**
- High efficiency up to 92.5%
- Free air convection for 75W and 100W with 20 CFM forced air
- Protections: Short circuit / Overload / Over voltage / Over temperature
- 12V/0.3A auxiliary output
- LED indicator for power on
- 3 years warranty



AC input voltage range 90~264VAC; 127~370VDC
 DC adjustment range -2%~+5% rated output voltage
 Overload protection 105%~145% hiccup mode, auto-recovery
 Over voltage protection 115%~135% rated output voltage
 Withstand voltage I/P-O/P: 3kVAC, I/P-FG: 2kVAC, O/P-FG: 0.5kVAC
 Working temperature -30~+70°C (refer to output derating curve)
 Safety standards UL60950-1, TUV EN60950-1 approved
 EMC standards EN55022 class B, EN61000-3-2,3, EN61000-4-2,3,4,5,6,8,11

Model No.	Output	Tol.	R&N	Effi.
EPP-100-12	12V, 0~8.5A	±2%	120mV	91.0%
EPP-100-15	15V, 0~6.67A	±2%	150mV	91.0%
EPP-100-24	24V, 0~4.2A	±1%	240mV	92.0%
EPP-100-27	27V, 0~3.71A	±1%	240mV	92.5%
EPP-100-48	48V, 0~2.1A	±1%	300mV	92.5%

150W Single Output with PFC Function

- 4"x 2" compact size
- Universal AC input / Full range
- Built-in active PFC function
- **No load power consumption <0.5W**
- High efficiency up to 93%
- Free air convection for 100W and 150W with 20 CFM forced air
- Protections: Short circuit / Overload / Over voltage / Over temperature
- 12V/0.3A auxiliary output
- High power density 16.42W/in³
- LED indicator for power on
- 3 years warranty

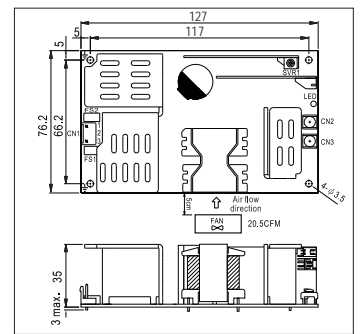


AC input voltage range ... 90~264VAC; 127~370VDC
 DC adjustment range -2%~+5% rated output voltage
 Overload protection 105%~145% hiccup mode, auto-recovery
 Over voltage protection ... 115%~135% rated output voltage
 Withstand voltage I/P-O/P: 3kVAC, I/P-FG: 2kVAC, O/P-FG: 0.5kVAC
 Working temperature -30~+70°C (refer to output derating curve)
 Safety standards UL60950-1, TUV EN60950-1 approved
 EMC standards EN55022 class B, EN61000-3-2,3, EN61000-4-2,3,4,5,6,8,11

Model No.	Output	Tol.	R&N	Effi.
EPP-150-12	12V, 0~12.5A	±2%	130mV	91.5%
EPP-150-15	15V, 0~10.0A	±2%	150mV	92.0%
EPP-150-24	24V, 0~6.25A	±1%	240mV	93.0%
EPP-150-27	27V, 0~5.56A	±1%	240mV	92.0%
EPP-150-48	48V, 0~3.125A	±1%	300mV	92.0%

300W Single Output with PFC Function

- 5"x 3" compact size
- Universal AC input / Full range
- Built-in active PFC function
- **No load power consumption <0.5W by PS-ON control**
- High efficiency up to 93%
- Free air convection for 200W and 300W with 20.5 CFM forced air
- Protections: Short circuit / Overload / Over voltage / Over temperature
- Withstand 300VAC surge input for 5 seconds
- 12V/0.5A auxiliary output
- Standby 5V@1A
- Built-in remote sense function
- High power density 14.5W/in³
- LED indicator for power on
- 3 years warranty



AC input voltage range 90~264VAC; 127~370VDC
 DC adjustment range ±5% rated output voltage
 Overload protection 105%~135% hiccup mode, auto-recovery
 Over voltage protection 115%~135% rated output voltage
 Withstand voltage I/P-O/P: 3kVAC, I/P-FG: 2kVAC, O/P-FG: 0.5kVAC
 Working temperature -30~+70°C (refer to output derating curve)
 Safety standards UL60950-1, TUV EN60950-1 approved
 EMC standards EN55022 conduction class B, radiation class A, EN61000-3-2,3, EN61000-4-2,3,4,5,6,8,11

Model No.	Output	Tol.	R&N	Effi.
EPP-300-12	12V, 0~25.0A	±3%	120mV	90.0%
EPP-300-15	15V, 0~20.0A	±3%	120mV	90.0%
EPP-300-24	24V, 0~12.5A	±2%	150mV	92.5%
EPP-300-27	27V, 0~11.12A	±2%	200mV	93.0%
EPP-300-48	48V, 0~6.25A	±2%	250mV	93.0%

Industrial Adaptor

12~24W Interchangeable Type



■ Features

- Interchangeable AC plugs (plug kit sold separately)
- Universal AC input / Full range
- No load power consumption <0.3W
- Energy efficiency Level V
- Comply with EISA 2007 and EU ErP
- Class II power (without earth pin)
- Protections: Short circuit / Over voltage / Overload
- Fully enclosed plastic case
- LED indicator for power on
- Pass LPS
- Approvals: UL / CUL / TUV / CCC / RCM / CB / FCC / CE
- 2 years warranty

■ General Specification (Please refer to www.meanwell.com for detail spec.)



AC input voltage range	90~264VAC / 0.4A for GE12; 90~264VAC / 0.7A for GE18/24
AC inrush current (max.)	Cold start, 40A at 100VAC; 80A at 230VAC
Overload protection	Hiccup mode, auto-recovery
Over voltage protection	115%~135% rated output voltage
Setup, rise, hold up time	4000ms, 100ms, 30ms at 230VAC input
Withstand voltage	I/P-O/P:4242VDC, 1 minute
Working temperature	-10~+50°C (refer to output derating curve)
Safety standards	UL60950-1, CSA22.2, TUV EN60950-1, CCC GB4943, AS/NZS 60950.1 approved
EMC standards	EN55022 class B, EN61000-3-2,3, EN61000-4-2,3,4,5,6,8,11, FCC part15 class B, GB9254
Length of output cable	150cm of AWM2468, 20AWG for GE12 ; 150cm of AWM2468, 18AWG for GE18/24
Standard DC plug	P1J: 2.1øx5.5øx11mm / C+, tuning fork type (refer to page 57 for DC plug list)

■ Wall-mounted (Interchangeable Type)—12W

Order No. (Main body)	Output	Tol.	R&N	Effi.
GE12I05-P1J	5V, 0~2.00A	±5%	50mV	74%
GE12I07-P1J	7.5V, 0~1.33A	±5%	75mV	77%
GE12I09-P1J	9V, 0~1.33A	±5%	100mV	79%
GE12I12-P1J	12V, 0~1.00A	±3%	120mV	81%
GE12I15-P1J	15V, 0~0.80A	±3%	150mV	82%
GE12I18-P1J	18V, 0~0.83A	±3%	180mV	83%
GE12I24-P1J	24V, 0~0.625A	±3%	240mV	83%

■ Wall-mounted (Interchangeable Type)—24W

Order No. (Main body)	Output	Tol.	R&N	Effi.
GE24I05-P1J	5V, 0~3.00A	±5%	50mV	76.5%
GE24I07-P1J	7.5V, 0~2.00A	±5%	75mV	79.5%
GE24I09-P1J	9V, 0~2.22A	±5%	100mV	81.5%
GE24I12-P1J	12V, 0~2.00A	±3%	120mV	82.5%
GE24I15-P1J	15V, 0~1.60A	±3%	150mV	84.0%
GE24I18-P1J	18V, 0~1.33A	±3%	180mV	84.0%
GE24I24-P1J	24V, 0~1.00A	±3%	240mV	85.0%
GE24I48-P1J	48V, 0~0.50A	±3%	300mV	85.0%

■ Wall-mounted (Interchangeable Type)—18W

Order No. (Main body)	Output	Tol.	R&N	Effi.
GE18I05-P1J	5V, 0~2.40A	±5%	50mV	75%
GE18I07-P1J	7.5V, 0~1.73A	±5%	75mV	79%
GE18I09-P1J	9V, 0~2.00A	±5%	100mV	81%
GE18I12-P1J	12V, 0~1.50A	±3%	120mV	82%
GE18I15-P1J	15V, 0~1.20A	±3%	150mV	84%
GE18I18-P1J	18V, 0~1.00A	±3%	180mV	84%
GE18I24-P1J	24V, 0~0.75A	±3%	240mV	85%
GE18I48-P1J	48V, 0~0.375A	±3%	300mV	85%

▶ Interchangeable AC Plug Specifically for GE12/18/24

AC Plug Type		
AC Plug Order No.	AC Plug-AU	AC Plug-UK
AC Plug Type		
AC Plug Order No.	AC Plug-EU	AC Plug-US
Mix Four Type		
AC Plug Order No.	AC Plug-MIX	

Note: Main body unit and AC plug should be ordered separately; The main body needs to be used along with any of the AC plug.

6W Green Adaptor

- Universal AC input / Full range
- No load power consumption < 0.3W
- **Energy efficiency Level V**
- Comply with EISA 2007 and EU ErP
- 2 pole US / European type plug
- Class II power (without earth pin)
- Protections: Short circuit / Overload / Over voltage
- Pass LPS
- Fully enclosed plastic case
- Approvals: UL/CUL/CB/FCC/CE for GS06U TUV/CB/FCC/CE for GS06E
- 2 years warranty



AC input voltage range 90~264VAC ; 127~370VDC
 AC inrush current(max.) ... Cold start, 50A at 230VAC
 Overload protection Hiccup mode, auto-recovery
 Over voltage protection ... Clamp by zener diode >120%
 Withstand voltage I/P-O/P: 4242VDC, 1minute
 Working temperature 0~+50°C (refer to output derating curve)
 Safety standards UL60950-1, CSA 22.2, TUV EN60950-1
 EMC standards EN55022, EN61000-3-2,3, EN61000-4-2,3,4,5,6,11, FCC part 15 class B
 Length of output cable 180cm of UL1185, 20AWG

Order No.	Output	Tol.	R&N	Effi.
GS06□-1P1J	5V, 0~1.00A	±5%	50mV	68%
GS06□-11P1J	7.5V, 0~0.80A	±5%	80mV	74%
GS06□-2P1J	9V, 0~0.66A	±5%	80mV	75%
GS06□-3P1J	12V, 0~0.50A	±3%	100mV	77%
GS06□-4P1J	15V, 0~0.40A	±3%	120mV	78%
GS06□-5P1J	18V, 0~0.33A	±3%	150mV	78%
GS06□-6P1J	24V, 0~0.25A	±2%	180mV	82%
GS06□-8P1J	48V, 0~0.125A	±2%	200mV	84%

□ = U/E ; U: American 2P, E: European 2P

12W Green Adaptor

- Universal AC input / Full range
- No load power consumption < 0.3W
- **Energy efficiency Level V**
- Comply with EISA 2007 and EU ErP
- 2 pole US / European type plug
- Class II power (without earth pin)
- Protections: Short circuit / Overload / Over voltage / Over temp.
- Pass LPS
- Fully enclosed plastic case
- Approvals: UL/CUL/BSMI/CB/FCC for GS12U TUV/CB/CE for GS12E
- 2 years warranty



AC input voltage range 90~264VAC ; 127~370VDC
 AC inrush current(max.) ... Cold start, 45A at 230VAC
 Overload protection Hiccup mode, auto-recovery
 Over voltage protection ... 115%~135% clamp by zener diode
 Withstand voltage I/P-O/P: 3kVAC, 1minute
 Working temperature 0~+50°C (refer to output derating curve)
 Safety standards UL60950-1, CSA 22.2, BSMI CNS14336, TUV EN60950-1
 EMC standards EN55022, EN61204-3, EN61000-3-2,3, EN61000-4-2,3,4,5,6,8,11, FCC part15 class B

Order No.	Output	Tol.	R&N	Effi.
GS12□ 05-P11	5V, 0~2.00A	±5%	75mV	76.0%
GS12□ 07-P11	7.5V, 0~1.60A	±4%	90mV	78.5%
GS12□ 09-P11	9V, 0~1.33A	±4%	90mV	78.5%
GS12□ 12-P11	12V, 0~1.00A	±3%	120mV	78.5%
GS12□ 15-P11	15V, 0~0.80A	±3%	150mV	80.0%
GS12□ 18-P11	18V, 0~0.67A	±3%	180mV	80.0%
GS12□ 24-P11	24V, 0~0.50A	±3%	200mV	80.5%

□ = U/E ; U: American 2P, E: European 2P

5W Green USB Adaptor



- Universal AC input / Full range
- No load power consumption < 0.3W
- **Energy efficiency Level V**
- Comply with EISA 2007 and EU ErP
- Compact size
- 2 pole US / European type plug
- Class II power (without earth pin)
- Protections: Short circuit / Overload / Over voltage / Over temp.
- Pass LPS
- Fully enclosed plastic case
- 2 years warranty

AC input voltage range 90~264VAC ; 127~370VDC
 Overload protection 105%~135% rated output power, hiccup mode, auto-recovery
 Over voltage protection 105%~200% rated output voltage, hiccup mode, auto-recovery
 Withstand voltage I/P-O/P: 4242VDC, 1 minute
 Working temperature -20~+50°C (refer to output derating curve)
 Safety standards U-Type: UL60950-1, CSA22.2 approved
 E-Type: TUV EN60950-1 approved
 EMC standards FCC part15 class B(U Type); EN55022 class B(E Type)
 Standard DC plug USB Type A

Order No.	Output	Tol.	R&N	Effi.
GS05U-USB	5V, 0~1A	±4%	90mV	69%
GS05E-USB	5V, 0~1A	±4%	80mV	71%

15W Green Adaptor

- Universal AC input / Full range
- No load power consumption < 0.3W
- **Energy efficiency Level V**
- Comply with EISA 2007 and EU ErP
- Pass LPS
- Protections: Short circuit / Overload / Over voltage
- Fully enclosed plastic case
- Approvals: UL/CUL/TUV/CB/FCC/CE for GS15A/B TUV/CB/FCC/CE for GS15E
- 2 years warranty



AC input voltage range 90~264VAC ; 127~370VDC
 AC inrush current(max.) ... Cold start, 50A at 230VAC
 Overload protection Hiccup mode, auto-recovery
 Over voltage protection ... Clamp by zener diode > 120%
 Withstand voltage I/P-O/P: 3kVAC, I/P-FG: 1.5kVAC, 1 minute
 Working temperature 0~+50°C (refer to output derating curve)
 Safety standards UL60950-1, CSA 22.2, TUV EN60950-1 approved
 EMC standards EN55022-B, EN61000-3-2,3, EN61000-4-2,3,4,5,6,11, FCC part 15 class B
 Length of output cable 180cm of UL1185, 18AWG
 Standard DC plug P1J: 2.1øx5.5øx11mm / C+, tuning fork type (refer to page 57 for DC plug list)

Order No.	Output	Tol.	R&N	Effi.
GS15□-1P1J	5.0V, 0~2.40A	±5%	50mV	75%
GS15□-11P1J	7.5V, 0~1.60A	±5%	80mV	78%
GS15□-2P1J	9.0V, 0~1.66A	±5%	80mV	80%
GS15□-3P1J	12V, 0~1.25A	±3%	80mV	80%
GS15□-4P1J	15V, 0~1.00A	±3%	100mV	80%
GS15□-5P1J	18V, 0~0.83A	±3%	120mV	81%
GS15□-6P1J	24V, 0~0.62A	±2%	150mV	83%
GS15□-8P1J	48V, 0~0.31A	±2%	240mV	85%

□ = A/B/E/U ; A: IEC320-C14, B: IEC320-C8
 E: European 2P, U: American 2P

Industrial Adaptor

18~36W Single Output



GS18/25A

93x 54x 36 mm

GS18/25B

79x 54x 33 mm

GS18/25/36U

79x 54x 33 mm

GS18/25/36E

79x 54x 33 mm

Features

- Universal AC input / Full range
- No load power consumption < 0.3W
- Energy efficiency Level V
- Comply with EISA 2007, NRCAN, AU/NZ MEPS and EU ErP
- 2 pole USA / EURO plug or IEC320-C14/C8
- Class II power (without earth pin) for B/U/E type
- Class I power (with earth pin) only for A type
- Protections: Short circuit / Overload / Over voltage
- Fully enclosed plastic case
- LED indicator for power on (except for GS36)
- Pass LPS
- Approvals:
 - A type: UL / CUL / TUV / BSMI / CCC / PSE / CB / FCC / CE
 - B type: UL / CUL / TUV / BSMI / CCC / CB / FCC / CE
 - U type: UL / CUL / BSMI / CB / FCC
 - E type: TUV / CB / CE
- 2 years warranty

General Specification (Please refer to www.meanwell.com for detail spec.)

Order No.	GS18	GS25	GS36
AC input voltage range	90~264VAC ; 135~370VDC		
AC inrush current (max.)	Cold start, 45A at 230VAC		Cold start, 60A at 230VAC
Overload protection	Range	105%~150% rated output power	110%~250% rated output power
	Type	Hiccup mode, auto-recovery	
Over voltage protection	105%~135% rated output voltage, clamp by zener diode		
Withstand voltage	I/P-O/P: 4242VDC, 1 minute		
Working temperature	0~+50°C (refer to output derating curve)		-20~+50°C (refer to output derating curve)
Safety standards	A-Type: UL60950-1, CSA 22.2, TUV EN60950-1, BSMI CNS14336, PSE J60950-1(GS18A/GS25A-5V~28V only), CCC GB4943 approved B-Type: UL60950-1, CSA 22.2, TUV EN60950-1, BSMI CNS14336, CCC GB4943 approved U-Type: UL60950-1, CSA22.2, BSMI CNS14336 approved E-Type: TUV EN60950-1 approved		
EMC standards	EN55022 class B, EN61000-3-2,3, EN61000-4-2,3,4,5,6,8,11(A/B/E type); FCC part 15 class B, CNS13438(A/B/U type); GB9254(A/B type)		
Length of output cable	120cm of 16AWG for 5~12V ; 180cm of UL1185, 18AWG for 15~48V		100cm of UL1185, 16AWG
Standard DC plug	P1J: 2.1øx5.5øx11mm / C+, tuning fork type (refer to page 57 for DC plug list)		

Desktop / Wall-mounted — 18W



Order No.	Output	Tol.	R&N	Effi.
GS18□05-P1J	5V, 0~3.00A	±5%	50mV	79.5%
GS18□07-P1J	7.5V, 0~2.00A	±5%	80mV	82.0%
GS18□09-P1J	9V, 0~2.00A	±5%	80mV	83.0%
GS18□12-P1J	12V, 0~1.50A	±3%	80mV	85.0%
GS18□15-P1J	15V, 0~1.20A	±3%	100mV	85.0%
GS18□18-P1J	18V, 0~1.00A	±3%	150mV	85.0%

Order No.	Output	Tol.	R&N	Effi.
GS18□24-P1J	24V, 0~0.75A	±2%	180mV	86.0%
GS18□28-P1J	28V, 0~0.64A	±2%	240mV	86.5%
GS18□48-P1J	48V, 0~0.375A	±2%	240mV	87.0%

□ = A / B / U / E
 Class I — A: IEC320-C14
 Class II — B: IEC320-C8, U: American 2P, E: European 2P

Desktop / Wall-mounted — 25W



Order No.	Output	Tol.	R&N	Effi.
GS25□05-P1J	5V, 0~4.00A	±5%	50mV	78.5%
GS25□07-P1J	7.5V, 0~2.93A	±5%	80mV	81.5%
GS25□09-P1J	9V, 0~2.77A	±5%	80mV	82.5%
GS25□12-P1J	12V, 0~2.08A	±3%	80mV	84.5%
GS25□15-P1J	15V, 0~1.66A	±3%	100mV	84.5%
GS25□18-P1J	18V, 0~1.38A	±3%	150mV	84.5%

Order No.	Output	Tol.	R&N	Effi.
GS25□24-P1J	24V, 0~1.04A	±2%	180mV	85.5%
GS25□28-P1J	28V, 0~0.89A	±2%	240mV	85.5%
GS25□48-P1J	48V, 0~0.52A	±2%	240mV	87.0%

□ = A / B / U / E
 Class I — A: IEC320-C14
 Class II — B: IEC320-C8, U: American 2P, E: European 2P

Wall-mounted — 36W



Order No.	Output	Tol.	R&N	Effi.
GS36□05-P1J	5V, 0~4.50A	±5%	90mV	76.5%
GS36□09-P1J	9V, 0~3.50A	±5%	90mV	81.5%
GS36□12-P1J	12V, 0~3.00A	±3%	100mV	84.5%

Order No.	Output	Tol.	R&N	Effi.
GS36□24-P1J	24V, 0~1.50A	±2%	180mV	85.5%
GS36□48-P1J	48V, 0~0.75A	±2%	240mV	87.5%

□ = U / E ; U: American 2P, E: European 2P



■ Features

- Universal AC input / Full range
- No load power consumption <0.3W for GS40/60; <0.5W for GS90/120
- **Energy efficiency Level V**
- Comply with EISA 2007, NRCAN, AU/NZ MEPS and EU ErP
- Built-in active PFC function for GS90/120
- 3 pole AC inlet IEC320-C14
- Class I power (with earth pin)
- Protections: Short circuit / Over voltage / Overload / Over temp. (except for GS40)
- Fully enclosed plastic case
- LED indicator for power on
- Pass LPS (except for GS120)
- 2 years warranty

■ General Specification



Order No.	GS40A	GS60A	GS90A	GS120A
AC input voltage range	90~264VAC ; 127~370VDC			85~264VAC ; 120~370VDC
AC inrush current (max.)	Cold start, 65A at 230VAC		Cold start, 70A at 230VAC	
Overload protection	Range	105%~150% rated output power	110%~150%	105%~160%
	Type	Hiccup mode, auto-recovery		
Over voltage protection	105%~135% rated output voltage			
Setup, rise, hold up time	1000ms, 30ms, 50ms at 230VAC input		1000ms, 20ms, 20ms at 230VAC input	
Withstand voltage	I/P-O/P:3kVAC, I/P-FG: 2kVAC, O/P-FG: 0.5kVAC			I/P-FG: 3kVAC
Working temperature	-30~+60°C		-30~+50°C	
Safety standards	UL60950-1, TUV EN60950-1, BSMI CNS14336, CCC GB4943, PSE J60950-1(except for 48V) approved			
EMC standards	EN55022 class B, EN61000-3-2,3, EN61000-4-2,3,4,5,6,8,11, CNS13438, GB9254, FCC part15 class B			
Length of output cable	GS40: 100cm of UL1185, 16AWG for 5~15V; 180cm of UL1185, 18AWG for 18~48V GS60: 100cm of UL2464, 16AWG for 5~9V; 100cm of UL1185, 16AWG for 12~15V; 180cm of UL1185, 18AWG for 18~48V		100cm of UL1185, 14AWG for 12~15V; 120cm of UL1185, 16AWG for 19~48V	
Standard DC plug (refer to page 57 for DC plug list)	P1J: 2.1øx5.5øx11mm / C+, tuning fork type		P1M: 2.5øx5.5øx11mm / C+, tuning fork type	
	R7B: Power DIN 4P with lock type P1M: 2.5øx5.5øx11mm/C+, tuning fork type (20~48V only)			

■ Desktop (IEC 320-C14 / Class I) — 40W

Order No.	Output	Tol.	R&N	Effi.
GS40A05-P1J	5V, 0~5.00A	±5%	100mV	80.5%
GS40A07-P1J	7.5V, 0~5.34A	±5%	100mV	85.5%
GS40A09-P1J	9V, 0~4.45A	±5%	100mV	85.0%
GS40A12-P1J	12V, 0~3.34A	±3%	100mV	89.0%
GS40A15-P1J	15V, 0~2.67A	±3%	100mV	89.5%
GS40A18-P1J	18V, 0~2.22A	±3%	150mV	90.0%
GS40A24-P1J	24V, 0~1.67A	±2.5%	180mV	91.0%
GS40A48-P1J	48V, 0~0.84A	±2.5%	240mV	92.0%

■ Desktop (IEC 320-C14 / Class I) — 60W

Order No.	Output	Tol.	R&N	Effi.
GS60A05-P1J	5V, 0~6.00A	±5%	100mV	81.0%
GS60A07-P1J	7.5V, 0~6.00A	±5%	100mV	85.5%
GS60A09-P1J	9V, 0~6.00A	±5%	100mV	87.5%
GS60A12-P1J	12V, 0~5.00A	±3%	100mV	88.0%
GS60A15-P1J	15V, 0~4.00A	±3%	100mV	88.5%
GS60A18-P1J	18V, 0~3.33A	±3%	150mV	88.5%
GS60A24-P1J	24V, 0~2.50A	±3%	180mV	90.0%
GS60A48-P1J	48V, 0~1.25A	±2.5%	240mV	92.0%

■ Desktop (IEC 320-C14 / Class I) — 90W

Order No.	Output	Tol.	R&N	Effi.
GS90A12-P1M	12V, 0~6.67A	±5%	80mV	88.0%
GS90A15-P1M	15V, 0~6.00A	±5%	100mV	89.0%
GS90A19-P1M	19V, 0~4.74A	±4%	150mV	89.0%
GS90A24-P1M	24V, 0~3.75A	±3%	180mV	89.5%
GS90A48-P1M	48V, 0~1.87A	±2%	240mV	91.0%

■ Desktop (IEC 320-C14 / Class I) — 120W

Order No.	Output	Tol.	R&N	Effi.
GS120A12-R7B	12V, 0~8.5A	±5%	80mV	87.5%
GS120A15-R7B	15V, 0~7.0A	±5%	120mV	89.0%
GS120A20-□	20V, 0~6.0A	±5%	150mV	89.0%
GS120A24-□	24V, 0~5.0A	±3%	180mV	90.0%
GS120A48-□	48V, 0~2.5A	±2%	240mV	91.0%

□ = P1M / R7B

Industrial Adaptor 160~280W Single Output



■ Features

- Universal AC input / Full range
- No load power consumption < 0.5W
- **Energy efficiency Level V**
- Comply with EISA 2007, NRCAN, AU/NZ MEPS and EU ErP
- Built-in active PFC function
- 3 pole AC inlet IEC320-C14
- Class I power (with earth pin)
- **Fanless design, high operating temperature up to +70°C**
- Protections: Short circuit / Overload / Over voltage / Over temperature
- Fully enclosed plastic case
- LED indicator for power on
- 2 years warranty

■ General Specification



Order No.	GS160A	GS220A	GS280A
AC input voltage range	85~264VAC ; 120~370VDC	90~264VAC ; 127~370VDC	
AC inrush current (max.)	Cold start, 120A at 230VAC		
Overload protection	Range	105%~135% rated output power	
	Type	Hiccup mode, auto-recovery	
Over voltage protection	Range	105%~135% rated output power	
	Type	Shut down o/p voltage, re-power on to recover	
Hold up time	20ms at full load		16ms at full load
Withstand voltage	I/P-O/P: 3kVAC, 1 minute		
Working temperature	-30~+70°C	-30~+60°C (refer to output derating curve)	
Safety standards	UL60950-1, TUV EN60950-1, BSMI CNS14336, CCC GB4943, PSE J60950-1(except for 48V) approved		
EMC standards	EN55022 class B, EN61000-3-2,3, EN61000-4-2,3,4,5,6,8,11, FCC part 15 class B, CNS13438, GB9254		
Length of output cable	120cm of UL2464, 18AWGx4C	100cm of UL2464, 16AWGx4C	
Standard DC plug (refer to page 57 for DC plug list)	R7B: Power DIN 4P with lock type	4P/6.35mm pitch, AMP 1-480702-0 (power supply side); AMP 1-480703-0(customer side, not provided with GS280)	

■ Desktop (IEC320-C14/Class I) — 160W

Order No.	Output	Tol.	R&N	Effi.
GS160A12-R7B	12V, 0~11.5A	±5%	80mV	89.0%
GS160A15-R7B	15V, 0~9.6A	±5%	100mV	90.0%
GS160A20-R7B	20V, 0~8.0A	±4%	150mV	92.0%
GS160A24-R7B	24V, 0~6.67A	±3%	180mV	92.5%
GS160A48-R7B	48V, 0~3.34A	±3%	240mV	94.0%

■ Desktop (IEC320-C14/Class I) — 280W

Order No.	Output	Tol.	R&N	Effi.
GS280A12-C4P	12V, 0~18.5A	±5%	120mV	89.0%
GS280A15-C4P	15V, 0~16A	±5%	120mV	89.5%
GS280A20-C4P	20V, 0~13A	±4%	150mV	92.0%
GS280A24-C4P	24V, 0~11.67A	±3%	280mV	93.0%
GS280A48-C4P	48V, 0~5.84A	±2%	280mV	94.0%

■ Desktop (IEC320-C14/Class I) — 220W

Order No.	Output	Tol.	R&N	Effi.
GS220A12-R7B	12V, 0~15.0A	±5%	80mV	90.0%
GS220A15-R7B	15V, 0~13.4A	±5%	100mV	90.0%
GS220A20-R7B	20V, 0~11.0A	±4%	150mV	92.0%
GS220A24-R7B	24V, 0~9.20A	±3%	180mV	93.5%
GS220A48-R7B	48V, 0~4.60A	±2%	240mV	94.5%



Who can provide you better services and be a trustworthy partner in the power industry?

— "MEAN WELL" tries to be —



Best products also need best service.

We have authorized distributors all over the world. They have sufficient stock for your prompt delivery. Also they can offer you technical support & RMA services. Please contact your local distributors for more product information. You can also contact us at info@meanwell.com for information of your local distributors.



GST18/25A
93x 54x 36 mm

GST18/25/36B
79x 54x 33 mm

GST18/25/36U
79x 54x 33 mm

GST18/25/36E
79x 54x 33 mm

Features

- Universal AC input / Full range
- No load power consumption < 0.075W
- **Energy efficiency Level VI**
- Comply with EISA 2007 / DoE, NRCAN, AU/NZ MEPS, EU ErP and CoC Version 5
- 2 pole USA / EURO plug or IEC320-C14/C8
- Class II power (without earth pin) for B/U/E type
- Class I power (with earth pin) only for A type
- Protections: Short circuit / Overload / Over voltage
- Fully enclosed plastic case
- LED indicator for power on
- Pass LPS
- Approvals:
 - A type: UL / CUL / TUV / BSMI / CCC / PSE / CB / FCC / CE
 - B type: UL / CUL / TUV / BSMI / CCC / CB / FCC / CE
 - U type: UL / CUL / BSMI / CB / FCC
 - E type: TUV / CB / CE
- 3 years warranty

General Specification (Please refer to www.meanwell.com for detail spec.)

Order No.	GST18	GST25	GST36
AC input voltage range	85-264VAC		
AC inrush current (max.)	Cold start, 70A at 230VAC		
Overload protection	Range	110%~150% rated output power	110%~250% rated output power
	Type	Hiccup mode, auto-recovery	
Over voltage protection	110%~140% rated output voltage, clamp by zener diode		
Withstand voltage	I/P-O/P: 4242VDC, 1 minute		
Working temperature	-30~+70°C (refer to output derating curve)		
Safety standards	A-Type: UL60950-1, CSA 22.2, TUV EN60950-1, BSMI CNS14336, PSE J60950-1, CCC GB4943 approved B-Type: UL60950-1, CSA 22.2, TUV EN60950-1, BSMI CNS14336, CCC GB4943 approved U-Type: UL60950-1, CSA22.2, BSMI CNS14336 approved E-Type: TUV EN60950-1 approved		
EMC standards	EN55022 class B, EN61000-3-2,3, EN61000-4-2,3,4,5,6,8,11(A/B/E type); FCC part 15 class B, CNS13438 class B(A/B/U type); GB9254(A/B type)		
Length of output cable	120cm of UL1185, 16AWG for 5-12V ; 180cm of UL1185, 18AWG for 15-48V	100cm of UL2468, 16AWG for 5-12V; 180cm of UL1185, 18AWG for 15-48V	100cm of UL2468, 16AWG
Standard DC plug	P1J: 2.1øx5.5øx11mm / C+, tuning fork type (refer to page 57 for DC plug list)		

Desktop / Wall-mounted — 18W



Order No.	Output	Tol.	R&N	Effi.
GST18□05-P1J	5V, 0~3.00A	±5%	80mV	80.0%
GST18□07-P1J	7.5V, 0~2.00A	±5%	80mV	84.5%
GST18□09-P1J	9V, 0~2.00A	±5%	80mV	85.0%
GST18□12-P1J	12V, 0~1.50A	±3%	80mV	85.5%
GST18□15-P1J	15V, 0~1.20A	±3%	100mV	86.5%
GST18□18-P1J	18V, 0~1.00A	±3%	150mV	86.5%

Order No.	Output	Tol.	R&N	Effi.
GST18□24-P1J	24V, 0~0.75A	±2%	180mV	87.0%
GST18□28-P1J	28V, 0~0.64A	±2%	240mV	87.0%
GST18□48-P1J	48V, 0~0.375A	±2%	240mV	88.5%

□ = A / B / U / E
 Class I — A: IEC320-C14
 Class II — B: IEC320-C8, U: American 2P, E: European 2P

Desktop / Wall-mounted — 25W



Order No.	Output	Tol.	R&N	Effi.
GST25□05-P1J	5V, 0~4.00A	±5%	80mV	80.0%
GST25□07-P1J	7.5V, 0~2.93A	±5%	80mV	84.0%
GST25□09-P1J	9V, 0~2.55A	±5%	80mV	85.0%
GST25□12-P1J	12V, 0~2.08A	±3%	80mV	86.0%
GST25□15-P1J	15V, 0~1.66A	±3%	100mV	87.0%
GST25□18-P1J	18V, 0~1.38A	±3%	150mV	87.0%

Order No.	Output	Tol.	R&N	Effi.
GST25□24-P1J	24V, 0~1.04A	±2%	180mV	88.0%
GST25□28-P1J	28V, 0~0.89A	±2%	240mV	88.0%
GST25□48-P1J	48V, 0~0.52A	±2%	240mV	90.0%

□ = A / B / U / E
 Class I — A: IEC320-C14
 Class II — B: IEC320-C8, U: American 2P, E: European 2P

Wall-mounted — 36W



Order No.	Output	Tol.	R&N	Effi.
GST36□05-P1J	5V, 0~4.30A	±5%	90mV	82.0%
GST36□09-P1J	9V, 0~3.11A	±5%	90mV	86.0%
GST36□12-P1J	12V, 0~3.00A	±3%	100mV	87.0%

Order No.	Output	Tol.	R&N	Effi.
GST36□24-P1J	24V, 0~1.50A	±2%	180mV	88.5%
GST36□48-P1J	48V, 0~0.75A	±2%	240mV	90.0%

□ = B / U / E ; B: IEC320-C8; U: American 2P, E: European 2P



Features

- Universal AC input / Full range
- No load power consumption <0.075W for GST40A/60A; <0.15W for GST90A/120A
- **Energy efficiency Level VI**
- Comply with EISA 2007 / DoE, NRCAN, AU/NZ MEPS, EU ErP and CoC Version 5
- Built-in active PFC function for GST90A/120A
- 3 pole AC inlet IEC320-C14
- Class I power (with earth pin)
- Protections: Short circuit / Over voltage / Overload / Over temp. (except for GST40A)
- Fully enclosed plastic case
- LED indicator for power on
- Pass LPS (except for GST120A)
- 3 years warranty

GST40/60A

125x 50x 31.5 mm

GST90A

145x 60x 32 mm

GST120A

167x 67x 35 mm

General Specification



Order No.	GST40A	GST60A	GST90A	GST120A
AC input voltage range	90~264VAC; 127~370VDC			85~264VAC; 120~370VDC
AC inrush current (max.)	Cold start, 65A at 230VAC		Cold start, 70A at 230VAC	
Overload protection	Range	105%~150% rated output power	110%~150%	105%~160%
	Type	Hiccup mode, auto-recovery		
Over voltage protection	105%~135% rated output voltage			
Setup, rise, hold up time	1000ms, 50ms, 50ms at 230VAC input		1000ms, 20ms, 20ms at 230VAC input	
Withstand voltage	I/P-O/P: 3kVAC, I/P-FG: 2kVAC, O/P-FG: 0.5kVAC			I/P-FG: 3kVAC
Working temperature	-30~+70°C			
Safety standards	UL60950-1, TUV EN60950-1, BSMI CNS14336, CCC GB4943, PSE J60950-1 approved			
EMC standards	EN55022 class B, EN61000-3-2,3, EN61000-4-2,3,4,5,6,8,11, CNS13438, GB9254, FCC part15 class B			
Length of output cable	GST40A: 100cm of UL1185, 16AWG for 5~15V; 180cm of UL1185, 18AWG for 18~48V GST60A: 100cm of UL2464, 16AWG for 5~9V; 100cm of UL1185, 16AWG for 12~15V; 150cm of UL1185, 16AWG for 18V; 180cm of UL1185, 18AWG for 24~48V	100cm of UL1185, 14AWG for 12~15V; 120cm of UL1185, 16AWG for 19~48V		100cm of UL2464, 16AWGx4C for 12V 120cm of UL2464, 18AWGx4C for 15~48V
Standard DC plug (refer to page 57 for DC plug list)	P1J: 2.1øx5.5øx11mm / C+, tuning fork type		P1M: 2.5øx5.5øx11mm / C+, tuning fork type	
				R7B: Power DIN 4P with lock type P1M: 2.5øx5.5øx11mm/C+, tuning fork type (20~48V only)

Desktop (IEC 320-C14 / Class I) — 40W

Order No.	Output	Tol.	R&N	Effi.
GST40A05-P1J	5V, 0~5.00A	±5%	150mV	84.5%
GST40A07-P1J	7.5V, 0~5.34A	±5%	150mV	87.5%
GST40A09-P1J	9V, 0~4.45A	±5%	150mV	88.5%
GST40A12-P1J	12V, 0~3.34A	±3%	150mV	89.5%
GST40A15-P1J	15V, 0~2.67A	±3%	150mV	90.0%
GST40A18-P1J	18V, 0~2.22A	±3%	150mV	90.0%
GST40A24-P1J	24V, 0~1.67A	±2.5%	180mV	91.0%
GST40A48-P1J	48V, 0~0.84A	±2.5%	240mV	92.0%

Desktop (IEC 320-C14 / Class I) — 60W

Order No.	Output	Tol.	R&N	Effi.
GST60A05-P1J	5V, 0~6.00A	±5%	150mV	85.5%
GST60A07-P1J	7.5V, 0~6.00A	±5%	150mV	88.5%
GST60A09-P1J	9V, 0~6.00A	±5%	150mV	89.0%
GST60A12-P1J	12V, 0~5.00A	±3%	150mV	89.5%
GST60A15-P1J	15V, 0~4.00A	±3%	150mV	89.5%
GST60A18-P1J	18V, 0~3.33A	±3%	150mV	89.5%
GST60A24-P1J	24V, 0~2.50A	±3%	180mV	90.5%
GST60A48-P1J	48V, 0~1.25A	±2.5%	240mV	92.0%

Desktop (IEC 320-C14 / Class I) — 90W

Order No.	Output	Tol.	R&N	Effi.
GST90A12-P1M	12V, 0~6.67A	±5%	120mV	89.0%
GST90A15-P1M	15V, 0~6.00A	±5%	150mV	89.5%
GST90A19-P1M	19V, 0~4.74A	±4%	180mV	90.0%
GST90A24-P1M	24V, 0~3.75A	±3%	200mV	90.0%
GST90A48-P1M	48V, 0~1.87A	±2.5%	240mV	91.0%

Desktop (IEC 320-C14 / Class I) — 120W

Order No.	Output	Tol.	R&N	Effi.
GST120A12-R7B	12V, 0~8.5A	±5%	120mV	88.5%
GST120A15-R7B	15V, 0~7.0A	±5%	150mV	89.0%
GST120A20-□	20V, 0~6.0A	±5%	180mV	90.0%
GST120A24-□	24V, 0~5.0A	±3%	200mV	90.5%
GST120A48-□	48V, 0~2.5A	±2.5%	240mV	91.0%

□ = P1M / R7B



■ Features

- Universal AC input / Full range
- No load power consumption < 0.15W (GST280A < 0.5W)
- **Energy efficiency Level VI**
- Comply with EISA 2007 / DoE, NRCAN, AU/NZ MEPS, EU ErP and CoC Version 5
- Built-in active PFC function
- 3 pole AC inlet IEC320-C14
- Class I power (with earth pin)
- **Fanless design, high operating temperature up to +70°C**
- Protections: Short circuit / Overload / Over voltage / Over temperature
- Fully enclosed plastic case
- LED indicator for power on
- 3 years warranty

■ General Specification



Order No.	GST160A	GST220A	GST280A
AC input voltage range	85~264VAC ; 120~370VDC		
AC inrush current (max.)	Cold start, 120A at 230VAC		
Overload protection	Range	105%~135% rated output power	
	Type	Hiccup mode, auto-recovery	
Over voltage protection	Range	105%~135% rated output power	
	Type	Shut down o/p voltage, re-power on to recover	
Hold up time	20ms at full load		16ms at full load
Withstand voltage	I/P-O/P: 3kVAC, 1 minute		
Working temperature	-30~+70°C (refer to output derating curve)		
Safety standards	UL60950-1, TUV EN60950-1, BSMI CNS14336, CCC GB4943, PSE J60950-1 approved		
EMC standards	EN55022 class B, EN61000-3-2,3, EN61000-4-2,3,4,5,6,8,11, FCC part 15 class B, CNS13438, GB9254, GB17625.1		
Length of output cable	120cm of UL2464, 18AWGx4C	100cm of UL2464, 16AWGx4C	
Standard DC plug (refer to page 57 for DC plug list)	R7B: Power DIN 4P with lock type		6P/4.2mm pitch, MOLEX 39-01-2060(power supply side); MOLEX 39-01-2061(customer side, not provided with GST280A)

■ Desktop (IEC320-C14/Class I) — 160W

Order No.	Output	Tol.	R&N	Effi.
GST160A12-R7B	12V, 0~11.5A	±5%	80mV	90.0%
GST160A15-R7B	15V, 0~9.6A	±5%	100mV	91.0%
GST160A20-R7B	20V, 0~8.0A	±4%	150mV	93.0%
GST160A24-R7B	24V, 0~6.67A	±3%	180mV	93.0%
GST160A48-R7B	48V, 0~3.34A	±3%	240mV	94.0%

■ Desktop (IEC320-C14/Class I) — 280W

Order No.	Output	Tol.	R&N	Effi.
GST280A12-C6P	12V, 0~21A	±5%	120mV	90.0%
GST280A15-C6P	15V, 0~17A	±5%	120mV	90.0%
GST280A20-C6P	20V, 0~13A	±4%	150mV	92.0%
GST280A24-C6P	24V, 0~11.67A	±3%	280mV	93.0%
GST280A48-C6P	48V, 0~5.84A	±2%	280mV	94.0%

■ Desktop (IEC320-C14/Class I) — 220W

Order No.	Output	Tol.	R&N	Effi.
GST220A12-R7B	12V, 0~15.0A	±5%	80mV	90.0%
GST220A15-R7B	15V, 0~13.4A	±5%	100mV	90.0%
GST220A20-R7B	20V, 0~11.0A	±4%	150mV	92.0%
GST220A24-R7B	24V, 0~9.20A	±3%	180mV	93.5%
GST220A48-R7B	48V, 0~4.60A	±2%	240mV	94.5%



Who can provide you better services and be a trustworthy partner in the power industry?

— "MEAN WELL" tries to be —



Best products also need best service.

We have authorized distributors all over the world. They have sufficient stock for your prompt delivery. Also they can offer you technical support & RMA services. Please contact your local distributors for more product information. You can also contact us at info@meanwell.com for information of your local distributors.

40W&60W Slim Wall-mounted Green Adaptor

- Universal AC input / Full range
- No load power consumption <math><0.075W</math> for SGA40; <math><0.15W</math> for SGA60
- Energy efficiency Level VI
- Comply with EISA 2007/DoE, EU ErP
- 2 pole US/European type plug
- Class II power (without earth pin)
- Protections: Short circuit / Overload / Over voltage
- Pass LPS
- Fully enclosed plastic case
- LED indicator for power on (60W only)
- 3 year warranty



AC input voltage range 90~264VAC ; 127~370VDC
 AC inrush current(max.) Cold start, 70A at 230VAC(40W);
 80A at 230VAC(60W)
 Overload protection Hiccup mode, auto-recovery
 Over voltage protection 110%~140% clamp by Zener diode
 Setup, rise, hold up time ... 40W: 500ms, 100ms, 12ms at full load
 60W: 500ms, 50ms, 12ms at full load
 Withstand voltage I/P-O/P:4242VDC, 1 minute
 Working temperature -20~+50°C (refer to output derating curve)
 Safety standards U-Type: UL60950-1, CSA 22.2 approved
 E-Type: TUV EN60950-1 approved
 EMC standards U-Type: FCC part15 Class B
 E-Type: EN55022 Class B
 Length of output cable 100cm of 14AWG for SGA40 5V and SGA60 5~9V
 100cm of 16AWG for SGA40 9~15V and SGA60 12~18V
 150cm of 18AWG for SGA60 24~48V
 150cm of 20AWG for SGA40 18~48V
 Standard DC plug P1J: 2.1øx5.5øx11mm/C+, turning fork type
 (refer to page 57 for DC plug list)

❖ 40W

Order No.	Output	Tol.	R&N	Effi.
SGA40□05-P1J	5V, 0~5.00A	±5%	120mV	83.0%
SGA40□09-P1J	9V, 0~4.44A	±5%	120mV	86.0%
SGA40□12-P1J	12V, 0~3.33A	±3%	120mV	86.5%
SGA40□15-P1J	15V, 0~2.66A	±2%	120mV	86.5%
SGA40□18-P1J	18V, 0~2.22A	±2%	120mV	87.0%
SGA40□24-P1J	24V, 0~1.67A	±2%	150mV	88.0%
SGA40□48-P1J	48V, 0~0.84A	±2%	150mV	89.0%

□ = U / E, U: American 2P, E: European 2P

❖ 60W

Order No.	Output	Tol.	R&N	Effi.
SGA60□05-P1J	5V, 0~6.00A	±5%	80mV	84%
SGA60□07-P1J	7.5V, 0~6.00A	±5%	80mV	86%
SGA60□09-P1J	9V, 0~5.50A	±5%	80mV	87%
SGA60□12-P1J	12V, 0~5.00A	±3%	80mV	88%
SGA60□15-P1J	15V, 0~4.00A	±3%	80mV	87%
SGA60□18-P1J	18V, 0~3.33A	±2%	80mV	88%
SGA60□24-P1J	24V, 0~2.50A	±2%	100mV	88%
SGA60□48-P1J	48V, 0~1.25A	±2%	120mV	91%

□ = U / E, U: American 2P, E: European 2P

25W AC-DC Triple Output

- Universal AC input / Full range
- Protections: Short circuit / Overload / Over voltage / Over temp.
- Fully enclosed plastic case
- LED indicator for power on
- 1 year warranty



AC input voltage range 90~264VAC ; 135~370VDC
 AC inrush current(max.) Cold start, 60A at 230VAC
 Overload protection Hiccup mode, auto-recovery
 Over voltage protection 110%~140% of +5V output
 Setup, rise, hold up time ... 200ms, 50ms, 16ms at full load
 Withstand voltage I/P-O/P:3kVAC, I/P-FG:1.5kVAC, 1 minute
 Working temperature 0~+40°C (refer to output derating curve)
 Safety standards UL1950, CSA 22.2, TUV EN60950-1 approved
 EMC standards EN55022 class B, EN61000-3-2,3,
 EN61000-4-2,3,4,5,6,11
 Length of output cable 150cm of UL2464
 Standard DC plug R1B: DIN 5P

❖ 25W — Triple output (IEC 320-C14 / Class I)

Order No.	Output	Tol.	R&N	Effi.	Max.
P25A13A-R1B	5V, 0.5~2.5A	±5%	50mV	70%	25W
	12V, 0.1~0.8A	±5%	100mV		
	-5V, 0.1~0.3A	±3%	100mV		
P25A13D-R1B	5V, 0.5~2.5A	±5%	50mV	72%	25W
	12V, 0.1~0.8A	±5%	100mV		
	-12V, 0.1~0.3A	±3%	100mV		
P25A14E-R1B	5V, 0.5~2.5A	±5%	50mV	74%	25W
	15V, 0.1~0.5A	±5%	100mV		
	-15V, 0.1~0.3A	±3%	100mV		

❖ 25W — Triple output (IEC 320-C8 / Class II)

Order No.	Output	Tol.	R&N	Effi.	Max.
P25B13A-R1B	5V, 0.5~2.5A	±5%	50mV	70%	25W
	12V, 0.1~0.8A	±5%	100mV		
	-5V, 0.1~0.3A	±3%	100mV		
P25B13D-R1B	5V, 0.5~2.5A	±5%	50mV	72%	25W
	12V, 0.1~0.8A	±5%	100mV		
	-12V, 0.1~0.3A	±3%	100mV		
P25B14E-R1B	5V, 0.5~2.5A	±5%	50mV	74%	25W
	15V, 0.1~0.5A	±5%	100mV		
	-15V, 0.1~0.3A	±3%	100mV		

50W AC-DC Triple Output



- 3 pole AC inlet IEC320-C14
- Class I power (with earth pin)
- Protections: Short circuit / Overload / Over voltage
- Fully enclosed plastic case
- LED indicator for power on
- 1 year warranty

AC input voltage range 90~264VAC ; 135~370VDC
 AC inrush current(max.) Cold start, 40A at 230VAC
 Overload protection Hiccup mode, auto-recovery
 Over voltage protection 110%~140% for +5V output
 Hold up time 12ms at full load
 Withstand voltage I/P-O/P:3kVAC, I/P-FG:1.5kVAC, 1 minute
 Working temperature 0~+40°C (refer to output derating curve)
 Safety standards UL1950, TUV EN60950-1 approved
 EMC standards EN55022 class B, EN61000-3-2,3,
 EN61000-4-2,3,4,5,6,11
 Length of output cable 120cm of UL2464
 Standard DC plug R1B: DIN 5P

Order No.	Output	Tol.	R&N	Effi.	Max.
P50A13A-R1B	5V, 0.5~4.0A	±6%	50mV	70%	46.5W
	12V, 0.5~2.0A	±10%	100mV		
	-5V, 0.1~0.5A	±12%	100mV		
P50A13D-R1B	5V, 0.5~4.0A	±6%	50mV	72%	50.0W
	12V, 0.5~2.0A	±10%	100mV		
	-12V, 0.1~0.5A	±12%	100mV		
P50A14E-R1B	5V, 0.5~4.0A	±6%	50mV	74%	50.0W
	15V, 0.5~1.5A	±10%	100mV		
	-15V, 0.1~0.5A	±12%	100mV		

Medical Adaptor

18W Interchangeable Type



Features

- Interchangeable AC plugs (plug kit sold separately)
- Medical safety approved (2xMOPP)
- Suitable for BF application with appropriate system consideration
- Universal AC input / Full range
- No load power consumption <0.075W
- Energy efficiency Level VI
- Comply with EISA 2007/DoE and EU ErP
- Class II power (without earth pin)
- Protections: Short circuit / Overload / Over voltage
- Low leakage current <100µA
- Fully enclosed plastic case
- Optional lock type DC plug
- 3 years warranty

General Specification (Please refer to www.meanwell.com for detail spec.)



Order No.	GEM181	
AC input voltage range	80~264VAC; 113~370VDC	
AC inrush current (max.)	Cost start, 30A at 100VAC; 60A at 230VAC	
Overload protection	Range	105%-160% rated output power
	Type	Hiccup mode, auto-recovery
Over voltage protection	110%-140% rated output voltage, clamp by zener diode	
Setup, rise, hold up time	500ms, 30ms, 16ms at 230VAC input	
Withstand voltage	I/P-O/P: 5656VDC, 1 minute	
Working temperature	-20~+50°C (refer to output derating curve)	
Safety standards	ANSI/AAMI ES60601-1/60601-1-11, EN60601-1/60601-1-11 approved	
EMC standards	EN55022 Class B, EN61000-3-2,3, EN61000-4-2,3,4,5,6,8,11, FCC part18 class B	
Length of output cable	100cm of 16AWG for 5~9V; 100cm of 18AWG for 12V; 150cm of 22AWG for 15~48V	
Standard DC plug	P1J: 2.1øx5.5øx11mm/C+, turning fork type	

Wall-mounted(Interchangeable Type)—18W

Order No. (main body)	Output	Tol.	R&N	Effi.
GEM18105-P1J	5V, 0~3.00A	±5%	60mV	80%
GEM18109-P1J	9V, 0~2.00A	±5%	60mV	84%
GEM18112-P1J	12V, 0~1.50A	±3%	80mV	84%
GEM18115-P1J	15V, 0~1.20A	±3%	80mV	84%
GEM18118-P1J	18V, 0~1.00A	±2%	80mV	84%
GEM18124-P1J	24V, 0~0.75A	±2%	80mV	85%
GEM18148-P1J	48V, 0~0.375A	±2%	80mV	87%

Interchangeable AC Plug Specifically for GEM181

AC Plug Type		
AC Plug Order No.	AC Plug-AU2	AC Plug-UK2
AC Plug Type		
AC Plug Order No.	AC Plug-EU2	AC Plug-US2
Mix four Type		
AC Plug Order No.	AC Plug-MIX2	

Note: Main body unit and AC plug should be ordered separately; The main body needs to be used along with any of the AC plug.

Optional DC Plug List

Tuning Fork Style	Type	A	B	C
		OD	ID	L
	P1I	5.5	2.1	9.5
	P1J	5.5	2.1	11.0
	P1L	5.5	2.5	9.5
	P1M	5.5	2.5	11.0
Barrel Style	Type	A	B	C
		OD	ID	L
	P2I	5.5	2.1	9.5
	P2J	5.5	2.1	11.0
	P2L	5.5	2.5	9.5
	P2M	5.5	2.5	11.0
Lock Style	Type	A	B	C
	P2S (S761K)	5.53	2.03	12.06
DIN 5 Pin	Type	Pin Assignment		
	R1B	Single		Triple
		1	COM	COM
		2	COM	COM
		3	Vout	+5V
		4	COM	-Vout
5	Vout	+Vout		
DIN 4 Pin with lock	Type	Pin Assignment		
	R7B	PIN No.	Output	
		1	+Vout	
		2	GND	
		3	GND	
4	+Vout			

► Minimum order quantity is varied for different models.

Medical Adaptor

6~36W Single Output



Features

- Universal AC input / Full range
- Medical safety approved(2xMOPP)
- Suitable for BF application with appropriate system consideration
- Low leakage current <50µA
- No load power consumption <0.1W(<0.3W for GSM06)
- Energy efficiency Level VI (GSM06 and GSM18/25/36 5~9V for Level V)
- Comply with EISA 2007/DoE, NRCAN, AU/NZ MEPS, EU ErP and meet CoC Version 5(GSM18/25/36); EISA 2007 and EU ErP(GSM06)
- Class II power(without earth pin)
- 2 pole USA / EURO plug or IEC320-C8
- Protections: Short circuit / Overload / Over voltage
- Fully enclosed plastic case
- LED indicator for power on(except for GSM06)
- Optional lock type DC plug
- Certificates: B-Type: UL / CUL / TUV / CB / FCC / CE
U-Type: UL / CUL / CB / FCC
E-Type: TUV / CB / CE
- 3 years warranty

General Specification (Please refer to www.meanwell.com for detail spec.)



Order No.	GSM06	GSM18	GSM25	GSM36
AC input voltage range	80~264VAC; 113~370VDC			
AC inrush current (max.)	Cold start, 30A at 230VAC		Cold start, 55A at 230VAC	
Overload protection	Range	>105% rated output power		105%~170% rated output power
	Type	Hiccup mode, auto-recovery		
Over voltage protection	110%~140%	105%~135% rated output voltage, shut down o/p voltage, re-power on to recover		
Setup, rise, hold up time	1000ms, 50ms, 12ms	500ms, 30ms, 16ms at 230VAC input		
Withstand voltage	I/P-O/P: 5656VDC	I/P-O/P: 4kVAC		
Working temperature	0~+50°C	-25~+60°C (refer to output derating curve)		
Safety standards	B-Type(except for GSM06): ANSI/AAMI ES60601-1/ES60601-1-11 , TUV EN60601-1 / EN60601-1-11 approved U-Type: ANSI/AAMI ES60601-1, ES60601-1-11 approved E-Type: TUV EN60601-1 / EN60601-1-11 approved			
EMC standards	B-Type(except for GSM06): EN55011 class B, EN61000-3-2,3, EN61000-4-2,3,4,5,6,8,11, EN61204-3, EN60601-1-2 medical level, FCC Part 15 class B U-Type: FCC Part 15 class B E-Type: EN55011 class B, EN61000-3-2,3, EN61000-4-2,3,4,5,6,8,11, EN61204-3, EN60601-1-2 medical level			
Length of output cable	120cm of UL2468, 22AWG for 5~9V; 180cm of UL2468, 24AWG for 12~24V	120cm of UL1185, 16AWG for GSM18/25/36 5~9V; 180cm of UL1185, 16AWG for GSM25 12V and GSM36 12~48V; 180cm of UL1185, 18AWG for GSM18 12~48V and GSM25 15~48V		
Standard DC plug	P1J: 2.1øx 5.5øx 11mm / C+, tuning fork type (refer to page 57 for DC plug list)			
Dimension (LxWxH)(mm)	66x 32x 42.5	79x 54x 33		

Wall-mounted — 6W

Order No.	Output	Tol.	R&N	Effi.	Order No.	Output	Tol.	R&N	Effi.
GSM06□05-P1J	5V, 0~1.20A	±5%	50mV	68%	GSM06□15-P1J	15V, 0~0.40A	±5%	120mV	79%
GSM06□06-P1J	6V, 0~1.00A	±5%	50mV	74%	GSM06□18-P1J	18V, 0~0.33A	±5%	150mV	80%
GSM06□07-P1J	7.5V, 0~0.80A	±5%	80mV	74%	GSM06□24-P1J	24V, 0~0.25A	±4%	180mV	82%
GSM06□09-P1J	9V, 0~0.66A	±5%	80mV	76%	□ = U / E ; U: American 2P, E: European 2P				
GSM06□12-P1J	12V, 0~0.50A	±5%	100mV	77%					

Desktop / Wall-mounted — 18W

Order No.	Output	Tol.	R&N	Effi.	Order No.	Output	Tol.	R&N	Effi.
GSM18□05-P1J	5V, 0~3.00A	±5%	60mV	80%	GSM18□18-P1J	18V, 0~1.00A	±3%	150mV	86%
GSM18□07-P1J	7.5V, 0~2.00A	±5%	80mV	83%	GSM18□24-P1J	24V, 0~0.75A	±2%	180mV	87%
GSM18□09-P1J	9V, 0~2.00A	±5%	80mV	84%	GSM18□48-P1J	48V, 0~0.375A	±2%	240mV	88%
GSM18□12-P1J	12V, 0~1.50A	±3%	120mV	85%	□ = B / U / E ; B: IEC320-C8, U: American 2P, E: European 2P				
GSM18□15-P1J	15V, 0~1.20A	±3%	120mV	85.5%					

Desktop / Wall-mounted — 25W

Order No.	Output	Tol.	R&N	Effi.	Order No.	Output	Tol.	R&N	Effi.
GSM25□05-P1J	5V, 0~4.00A	±6%	60mV	80%	GSM25□18-P1J	18V, 0~1.38A	±3%	150mV	86%
GSM25□07-P1J	7.5V, 0~2.93A	±5%	80mV	83%	GSM25□24-P1J	24V, 0~1.04A	±2%	180mV	87%
GSM25□09-P1J	9V, 0~2.77A	±5%	80mV	84%	GSM25□48-P1J	48V, 0~0.52A	±2%	240mV	88%
GSM25□12-P1J	12V, 0~2.08A	±3%	120mV	86%	□ = B / U / E ; B: IEC320-C8, U: American 2P, E: European 2P				
GSM25□15-P1J	15V, 0~1.66A	±3%	120mV	86%					

Desktop / Wall-mounted — 36W

Order No.	Output	Tol.	R&N	Effi.	Order No.	Output	Tol.	R&N	Effi.
GSM36□05-P1J	5V, 0~4.50A	±6%	80mV	80%	GSM36□18-P1J	18V, 0~2.00A	±3%	150mV	87%
GSM36□07-P1J	7.5V, 0~4.32A	±5%	80mV	83%	GSM36□24-P1J	24V, 0~1.50A	±2%	180mV	87%
GSM36□09-P1J	9V, 0~4.00A	±5%	80mV	84%	GSM36□48-P1J	48V, 0~0.75A	±2%	240mV	88%
GSM36□12-P1J	12V, 0~3.00A	±3%	120mV	86%	□ = B / U / E ; B: IEC320-C8, U: American 2P, E: European 2P				
GSM36□15-P1J	15V, 0~2.40A	±3%	120mV	87%					



Features

- Universal AC input / Full range
- Medical safety approved(2xMOPP)
- Suitable for BF application with appropriate system consideration (except for GSM40A/60A)
- Low leakage current < 50µA(<100µA for GSM40A/60A/90B)
- No load power consumption <0.1W(<0.15W for GSM90B)
- Energy efficiency Level VI (except GSM40/60 5~9V for Level V)
- Comply with EISA 2007/DoE, NRCAN, AU/NZ MEPS, EU ErP and meet CoC Version 5
- Built-in active PFC function(GSM90B)
- High efficiency up to 91.5%
- A-Type: Class I(with earth Pin)
B-Type: Class II(without earth Pin)
- Protections: Short circuit / Overload / Over voltage / Over temp.(except for GSM40)
- Fully enclosed plastic case
- LED indicator for power on
- Optional lock type DC plug
- 3 years warranty

General Specification (Please refer to www.meanwell.com for detail spec.)



Order No.	GSM40A/B	GSM60A/B	GSM90B
AC input voltage range	80~264VAC; 113~370VDC		
AC inrush current (max.)	Cold start, 65A at 230VAC		
Overload protection	Range	105%~160% rated output power	110%~150%
	Type	Hiccup mode, auto-recovery	
Over voltage protection	Range	105%~135% rated output voltage	
	Type	Shut down o/p voltage, re-power on to recover	
Setup, rise, hold up time	1000ms, 30ms, 50ms		1000ms, 50ms, 20ms
Withstand voltage	A-Type: I/P-O/P: 4kVAC, I/P-FG: 2kVAC, O/P-FG: Short B-Type: I/P-O/P: 4kVAC		I/P-O/P: 4kVAC
Working temperature	-30~+60°C (refer to output derating curve)		
Safety standards	ANSI/AAMI ES60601-1 / ES60601-1-11, TUV EN60601-1 / EN60601-1-11 approved		
EMC standards	EN55011 class B, EN61000-3-2,3, EN61000-4-2,3,4,5,6,8,11, EN61204-3, EN60601-1-2 medical level, FCC Part 15 class B		
Length of output cable	100cm of UL2464, 16AWG for GSM40 5~7.5V and GSM60 5~15V 100cm of UL1185, 16AWG for GSM40 9~12V 150cm of UL1185, 16AWG for GSM40 15~48V and GSM60 18~48V		100cm of UL1185, 14AWG for 12~15V; 120cm of UL1185, 16AWG for 19~48V
Standard DC plug (refer to page 57 for DC plug list)	P1J: 2.1øx5.5øx11mm/c+, tuning fork type		P1M: 2.5øx5.5øx11mm/c+, tuning fork type
Dimension (LxWxH)(mm)	125x 50x 31.5		145x 60x 32

Desktop (IEC 320-C14 / Class I) — 40W

Order No.	Output	Tol.	R&N	Effi.
GSM40A05-P1J	5V, 0.1~5.00A	±5%	100mV	81.0%
GSM40A07-P1J	7.5V, 0.1~5.34A	±5%	100mV	85.5%
GSM40A09-P1J	9V, 0.1~4.45A	±5%	100mV	86.0%
GSM40A12-P1J	12V, 0.1~3.34A	±3%	100mV	88.0%
GSM40A15-P1J	15V, 0.1~2.67A	±3%	100mV	88.5%
GSM40A18-P1J	18V, 0.1~2.22A	±3%	150mV	89.5%
GSM40A24-P1J	24V, 0.1~1.67A	±2.5%	180mV	90.0%
GSM40A48-P1J	48V, 0.1~1.84A	±2.5%	240mV	91.0%

Desktop (IEC 320-C14 / Class I) — 60W

Order No.	Output	Tol.	R&N	Effi.
GSM60A05-P1J	5V, 0.1~6.00A	±5%	100mV	81.5%
GSM60A07-P1J	7.5V, 0.1~6.00A	±5%	100mV	86.0%
GSM60A09-P1J	9V, 0.1~6.00A	±5%	100mV	87.5%
GSM60A12-P1J	12V, 0.1~5.00A	±3%	100mV	88.0%
GSM60A15-P1J	15V, 0.1~4.00A	±3%	100mV	88.5%
GSM60A18-P1J	18V, 0.1~3.33A	±3%	150mV	89.0%
GSM60A24-P1J	24V, 0.1~2.50A	±3%	180mV	90.0%
GSM60A48-P1J	48V, 0.1~1.25A	±2.5%	240mV	91.0%

Desktop (IEC 320-C8 / Class II) — 40W

Order No.	Output	Tol.	R&N	Effi.
GSM40B05-P1J	5V, 0.1~5.00A	±5%	100mV	81.0%
GSM40B07-P1J	7.5V, 0.1~5.34A	±5%	100mV	85.5%

Order No.	Output	Tol.	R&N	Effi.
GSM40B09-P1J	9V, 0.1~4.45A	±5%	100mV	86.0%
GSM40B12-P1J	12V, 0.1~3.34A	±3%	100mV	88.0%
GSM40B15-P1J	15V, 0.1~2.67A	±3%	100mV	88.5%
GSM40B18-P1J	18V, 0.1~2.22A	±3%	150mV	89.5%
GSM40B24-P1J	24V, 0.1~1.67A	±2.5%	180mV	90.0%
GSM40B48-P2J	48V, 0.1~0.84A	±2.5%	240mV	91.0%

Desktop (IEC 320-C8 / Class II) — 60W

Order No.	Output	Tol.	R&N	Effi.
GSM60B05-P1J	5V, 0.1~6.00A	±5%	100mV	81.0%
GSM60B07-P1J	7.5V, 0.1~6.00A	±5%	100mV	86.0%
GSM60B09-P1J	9V, 0.1~6.00A	±5%	100mV	87.5%
GSM60B12-P1J	12V, 0.1~5A	±3%	100mV	88.0%
GSM60B15-P1J	15V, 0.1~4A	±3%	100mV	88.5%
GSM60B18-P1J	18V, 0.1~3.33A	±3%	150mV	89.0%
GSM60B24-P1J	24V, 0.1~2.5A	±3%	180mV	90.0%
GSM60B48-P1J	48V, 0.1~1.25A	±2.5%	240mV	91.5%

Desktop (IEC 320-C8 / Class II) — 90W

Order No.	Output	Tol.	R&N	Effi.
GSM90B12-P1M	12V, 0~6.67A	±5%	120mV	88.0%
GSM90B15-P1M	15V, 0~6.00A	±5%	150mV	89.0%
GSM90B19-P1M	19V, 0~4.74A	±4%	180mV	89.0%
GSM90B24-P1M	24V, 0~3.75A	±3%	200mV	90.0%
GSM90B48-P1M	48V, 0~1.87A	±2.5%	240mV	91.0%



Features

- Universal AC input / Full range
- Medical safety approved (2xMOPP)
- Suitable for BF application with appropriate system consideration
- Low leakage current < 100µA
- No load power consumption < 0.15W
- Energy efficiency Level VI
- Comply with EISA 2007/DoE, NRCAN, AU/NZ MEPS, EU ErP and meet CoC Version 5
- Built-in active PFC function
- High efficiency up to 94.5%
- Fanless design, high operating temperature up to +70°C
- Class II (without earth Pin)
- Protections: Short circuit / Overload / Over voltage / Over temp.
- Fully enclosed plastic case
- LED indicator for power on
- 3 years warranty

General Specification (Please refer to www.meanwell.com for detail spec.)



Order No.	GSM120B	GSM160B	GSM220B
AC input voltage range	80~264VAC; 113~370VDC		
AC inrush current (max.)	Cold start, 70A at 230VAC	Cold start, 120A at 230VAC	
Overload protection	Range	105%~160% rated output power	105%~135% rated output power
	Type	Hiccup mode, auto-recovery	
Over voltage protection	Range	105%~135% rated output voltage	
	Type	Shut down o/p voltage, re-power on to recover	
Setup, rise, hold up time	1500ms, 30ms, 20ms	2000ms, 20ms, 20ms	2000ms, 50ms, 20ms
Withstand voltage	I/P-O/P: 4kVAC		
Working temperature	-30~+60°C	-30~+70°C (refer to output derating curve)	
Safety standards	ANSI/AAMI ES60601-1 / ES60601-1-11, TUV EN60601-1 / EN60601-1-11 approved		
EMC standards	EN55011 class B, EN61000-3-2,3, EN61000-4-2,3,4,5,6,8,11, EN61204-3, EN60601-1-2 medical level, FCC Part 15 class B		
Length of output cable	100cm of UL2464, 18AWGx4C for 12V; 120cm of UL2464, 18AWGx4C for 15~48V	120cm of UL2464, 18AWGx4C	100cm of UL2464, 18AWGx4C
Standard DC plug (refer to page 57 for DC plug list)	R7B: power DIN 4P with lock type		
Dimension (LxWxH)(mm)	167x 67x 35	175x 72x 35	210x 85x 46

Desktop (IEC 320-C8 / Class II) — 120W

Order No.	Output	Tol.	R&N	Effi.
GSM120B12-R7B	12V, 0~8.5A	±5%	120mV	88.0%
GSM120B15-R7B	15V, 0~7.00A	±5%	150mV	89.0%
GSM120B20-R7B	20V, 0~6.00A	±5%	180mV	89.0%
GSM120B24-R7B	24V, 0~5.00A	±3%	200mV	90.0%
GSM120B48-R7B	48V, 0~2.50A	±2.5%	240mV	91.5%

Desktop (IEC 320-C8 / Class II) — 220W

Order No.	Output	Tol.	R&N	Effi.
GSM220B12-R7B	12V, 0~15.0A	±5%	80mV	90.0%
GSM220B15-R7B	15V, 0~13.4A	±5%	100mV	90.0%
GSM220B20-R7B	20V, 0~11.0A	±4%	150mV	92.5%
GSM220B24-R7B	24V, 0~9.20A	±3%	180mV	93.5%
GSM220B48-R7B	48V, 0~4.60A	±2%	240mV	94.5%

Desktop (IEC 320-C8 / Class II) — 160W

Order No.	Output	Tol.	R&N	Effi.
GSM160B12-R7B	12V, 0~11.5A	±5%	80mV	90.0%
GSM160B15-R7B	15V, 0~9.6A	±5%	100mV	91.0%
GSM160B20-R7B	20V, 0~8.0A	±4%	150mV	93.0%
GSM160B24-R7B	24V, 0~6.67A	±3%	180mV	93.0%
GSM160B48-R7B	48V, 0~3.34A	±3%	240mV	94.0%



Who can provide you better services and be a trustworthy partner in the power industry?

— "MEAN WELL" tries to be —



Best products also need best service.

We have authorized distributors all over the world. They have sufficient stock for your prompt delivery. Also they can offer you technical support & RMA services. Please contact your local distributors for more product information. You can also contact us at info@meanwell.com for information of your local distributors.

Moistureproof Adaptor

60~120W Single Output



Features

- IP67 design for main body
- Universal AC input / Full range
- No load power consumption <0.15W
- **Energy efficiency Level VI**
- E-Type: Comply with EU ErP and meet CoC Version 5
U-Type: Comply with EISA 2007/DoE and NRCan
- Built-in active PFC function (OWA-90/120)
- Class II power (without earth pin)
- High efficiency up to 91%
- Fanless design, cooling by free air convection
- -40~+70°C wide operating range (-35~+70°C for OWA-60)
- Fully enclosed by plastic case filling with heat-conducted glue
- Protections: Short circuit / Over current / Over voltage / Over temperature
- **Suitable for general electronics applications at highly dusty or damp environment**
- **5 years warranty**

General Specification (Please refer to www.meanwell.com for detail spec.)

Model No.	OWA-60 □	OWA-90 □	OWA-120 □	
AC input voltage range	90~264VAC; 127~370VDC			
AC inrush current (max.)	Cold start, 65A at 230VAC	Cold start, 60A at 230VAC		
Leakage current	<0.25mA at 240VAC			
Overload protection	E-Type: 105~115% hiccup mode, auto-recovery; U-Type: 95~108% constant current limiting, auto-recovery			
Over voltage protection	110%~140% rated output voltage			
Over temperature protection	Shut down output voltage, re-power on to recover			
Setup, rise, holdup time	500ms, 80ms, 10ms at full load and 230VAC	500ms, 80ms, 16ms at full load and 230VAC		
Withstand voltage	I/P-O/P: 3.75KVAC			
Working temperature	-35~+70°C	-40~+70°C (refer to output derating curve)		
Safety standards	E-Type: EN61558-1, EN61558-2-16 listed; EN60335-1 listed approved; U-Type: UL8750 listed approved			
EMC standards	E-Type: EN55022 class B, EN55014, EN61000-3-2,-3; U-Type: FCC Part 15			
Length of output cable	Input	E-Type: 150cm of H05RN-F 1.0mm ² x2C; U-Type: 150cm of SVT 18AWGx2C		
	Output	E-Type: 30cm of H05RN-F 1.0mm ² x2C U-Type: 30cm of UL1185 16AWG x2C	E-Type: 30cm of H05RN-F 1.0mm ² x2C U-Type: 30cm of UL2464 18AWG x4C	E-Type: 30cm of H07RN-F 1.5mm ² x2C U-Type: 30cm of UL2464 18AWG x4C
Standard plug	Input	E-Type: CEE 7/7 EU plug; U-Type: NEMA 1-15P plug		
	Output	2.1øx5.5øx11mm / C+, tuning fork type; E-Type: XLR 4P, male type; U-Type: R7B, Power DIN 4P with lock type		
Dimension (LxWxH)(mm)	130x 53x 35	171x 63x 37.5	191x 63x 37.5	

OWA-60 Series

Model No.	Output	Tol.	R&N	Effi.
OWA-60 □ -12	12V, 0~5A	±4.0%	150mV	88%
OWA-60 □ -15	15V, 0~4A	±4.0%	150mV	89%
OWA-60 □ -20	20V, 0~3A	±4.0%	150mV	89%
OWA-60 □ -24	24V, 0~2.5A	±3.0%	150mV	90%
OWA-60 □ -30	30V, 0~2A	±3.0%	200mV	90%
OWA-60 □ -36	36V, 0~1.67A	±2.0%	200mV	90%
OWA-60 □ -42	42V, 0~1.5A	±1.0%	250mV	90%
OWA-60 □ -48	48V, 0~1.25A	±1.0%	250mV	91%
OWA-60 □ -54	54V, 0~1.12A	±1.0%	350mV	91%

□ = E / U ; E: European 2P, U: American 2P

OWA-90 □ -30	30V, 0~3A	±3.0%	200mV	90%
OWA-90 □ -36	36V, 0~2.5A	±2.0%	200mV	91%
OWA-90 □ -42	42V, 0~2.15A	±1.0%	250mV	91%
OWA-90 □ -48	48V, 0~1.88A	±1.0%	250mV	91%
OWA-90 □ -54	54V, 0~1.67A	±1.0%	350mV	91%

□ = E / U ; E: European 2P, U: American 2P

OWA-90 Series

Model No.	Output	Tol.	R&N	Effi.
OWA-90 □ -12	12V, 0~7.5A	±4.0%	150mV	89%
OWA-90 □ -15	15V, 0~6A	±4.0%	150mV	90%
OWA-90 □ -20	20V, 0~4.5A	±4.0%	150mV	90%
OWA-90 □ -24	24V, 0~3.75A	±3.0%	150mV	90%

OWA-120 Series

Model No.	Output	Tol.	R&N	Effi.
OWA-120 □ -12	12V, 0~10A	±4.0%	150mV	89.0%
OWA-120 □ -15	15V, 0~8A	±4.0%	150mV	89.5%
OWA-120 □ -20	20V, 0~6A	±4.0%	150mV	90.0%
OWA-120 □ -24	24V, 0~5A	±4.0%	150mV	90.5%
OWA-120 □ -30	30V, 0~4A	±3.0%	200mV	90.0%
OWA-120 □ -36	36V, 0~3.4A	±2.0%	200mV	90.5%
OWA-120 □ -42	42V, 0~2.9A	±1.0%	250mV	90.5%
OWA-120 □ -48	48V, 0~2.5A	±1.0%	250mV	91.0%
OWA-120 □ -54	54V, 0~2.3A	±1.0%	350mV	91.0%

□ = E / U ; E: European 2P, U: American 2P

30W Green Adaptor with Charging Function

- Universal AC input / Full range
- Class II power (without earth pin)
- **No load power consumption < 1W**
- Constant current and voltage (CC, CV mode)
- High reliability
- Suitable for high surge current equipment
- Protections: Short circuit / Overload / Over voltage / Over temp.
- 2 color LED indicator for charging status
- Fully enclosed plastic case
- 2 years warranty



AC input voltage range 90~264VAC; 127~370VDC
 Overload protection 90%~110% constant current mode and over 300% pulsing mode
 Over voltage protection 110%~135% rated output voltage
 Withstand voltage I/P-O/P: 3kVAC, 1minute
 Working temperature 0~+50°C (refer to output derating curve)
 Safety standards UL60950-1, CSA 22.2, TUV EN60950-1 approved
 EMC standards EN55014-1, EN61000-3-2,3, EN61000-4-2,3,4,5,6,11
 Length of output cable 120cm of UL1185, 16AWG for 4.2~8.4V
 180cm of UL1185, 18AWG for 14.3~28.6V
 Standard DC plug P1J: 2.1øx5.5øx11mm / C+, tuning fork type

Order No.	Output	R&N	Effi.
GC30□-0P1J	4.2V, 0~4.00A	50mV	55%
GC30□-1P1J	5.6V, 0~3.99A	50mV	70%
GC30□-11P1J	7.2V, 0~3.00A	80mV	74%
GC30□-2P1J	8.4V, 0~3.00A	80mV	76%
GC30□-4P1J	14.3V, 0~2.09A	100mV	78%
GC30□-5P1J	16.8V, 0~1.60A	100mV	78%
GC30□-6P1J	28.6V, 0~1.04A	150mV	80%

□ = B / U / E ; B: IEC320-C8, U: American 2P, E: European 2P

120W Green Adaptor with Charging Function



- Universal AC input / Full range
- Built-in active PFC function
- **No load power consumption < 0.5W**
- High efficiency up to 91%
- 2 stage charging characteristic
- Cooling by free air convection
- 3 pole AC inlet IEC320-C14
- Class I power (with earth pin)
- Protections: Short circuit / Overload / Over voltage / Over temp.
- Fully enclosed plastic case
- 2 color LED indicator for charging status
- 2 years warranty

AC input voltage range 85~264VAC; 120~370VDC
 Overload protection 90~110% constant current, auto-recovery
 Over voltage protection 105%~135% shut down O/P voltage, re-power on to recover
 Withstand voltage I/P-O/P: 3kVAC
 Working temperature -30~+70°C (refer to derating curve)
 Safety standards UL1012 (GC120Axx-AD1 only), EN60950-1 approved
 EMC standards EN55022 class B, FCC part 15 class B, EN61000-3-2,3, EN61000-4-2,3,4,5,6,8,11
 Length of output cable 120cm of UL2464, 18AWGx 4C
 Standard DC plug Power DIN 4P with lock type (R7B)

Model No.	Output	Effi.
GC120A12-□	13.6V, 7.5A	86.5%
GC120A24-□	27.2V, 4.42A	90.0%
GC120A48-□	54.4V, 2.21A	91.0%

□ = R7B / AD1 ; R7B= 4 pin power din, AD1= Anderson connector

160W Green Adaptor with Charging Function



- Universal AC input / Full range
- Built-in active PFC function
- **No load power consumption < 1W**
- High efficiency up to 94%
- 2 stage charging characteristic
- Cooling by free air convection
- 3 pole AC inlet IEC320-C14
- Class I power (with earth pin)
- Protections: Short circuit / Overload / Over voltage / Over temp.
- Fully enclosed plastic case
- 2 color LED indicator for charging status
- 2 years warranty

AC input voltage range 85~264VAC; 120~370VDC
 Overload protection 90%~110% constant current, auto-recovery
 Over voltage protection 105%~135% rated output voltage, re-power on to recover
 Withstand voltage I/P-O/P: 3kVAC
 Working temperature -30~+70°C (refer to derating curve)
 Safety standards UL1012(GC160Axx-AD1 only), EN60950-1 approved
 EMC standards EN55022 class B, FCC part 15 class B, EN61000-3-2,3, EN61000-4-2,3,4,5,6,8,11
 Length of output cable 120cm of UL2464, 18AWGx 4C
 Standard DC plug Power DIN 4P with lock type (R7B)

Model No.	Output	Effi.
GC160A12-□	13.6V, 10.0A	89.0%
GC160A24-□	27.2V, 5.89A	92.5%
GC160A48-□	54.4V, 2.95A	94.0%

□ = R7B / AD1 ; R7B= 4 pin power din, AD1= Anderson connector

218W & 326W Green Adaptor with Charging Function



- Universal AC input / Full range
- Built-in active PFC function
- **No load power consumption < 1W**
- High efficiency up to 93.5%
- 2 stage charging characteristic
- Cooling by free air convection
- 3 pole AC inlet IEC320-C14
- Class I power (with earth pin)
- Protections: Short circuit / Overload / Over voltage / Over temperature
- Fully enclosed plastic case
- 2 color LED indicator for charging status
- 2 years warranty

	GC220	GC330
Case (mm)	210x85x46	220x95x46
Connector		

AC input voltage range 90~264VAC; 127~370VDC
 Overload protection 90%~110% constant current, auto-recovery
 Over voltage protection 105%~135% rated output voltage, re-power on to recover
 Withstand voltage I/P-O/P: 3kVAC
 Working temperature -30~+60°C (refer to output derating curve)
 Safety standards GC220: TUV EN60950-1, UL1012 (GC220Axx-AD1 only) approved
 GC330: TUV EN60950-1, UL60950-1 approved
 EMC standards EN55022 class B, FCC part 15 class B, EN61000-3-2,3, EN61000-4-2,3,4,5,6,8,11
 Length of output cable 100cm of UL2464, 16AWGx 4C
 Standard DC plug ... GC220: Power DIN 4P with lock type (R7B)
 GC330: 4P/6.35mm pitch, AMP 1-480702-0 (power supply side); AMP 1-480703-0 (customer side)

GC220 Series

Model No.	Output	Effi.
GC220A12-□	13.6V, 13.5A	89.0%
GC220A24-□	27.2V, 8A	92.5%
GC220A48-□	54.4V, 4A	93.0%

□ = R7B / AD1 ; R7B= 4 pin power din, AD1= Anderson connector


GC330 Series

Model No.	Output	Effi.
GC330A36-C4P	40.8V, 8A	93.5%
GC330A48-C4P	54.4V, 6A	93.5%



PCB Type: 144x 90x 35 mm
External Case Type: 180x 96x 49 mm

Power Factor Correction Choke



Output Diode of Charger

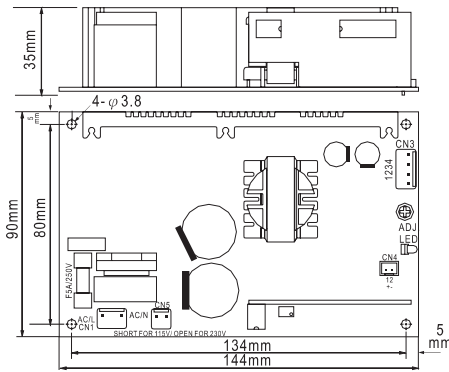
2 Color LED Indication

Fan Connector

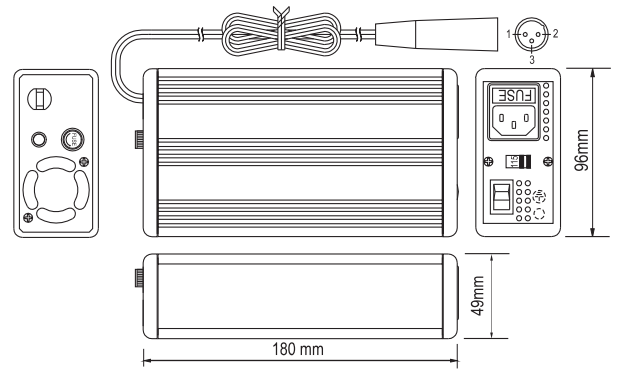
Fast Charging Circuit (A/B Selectable)

115 / 230 Selectable

P.C.B. Dimension



Case Drawing



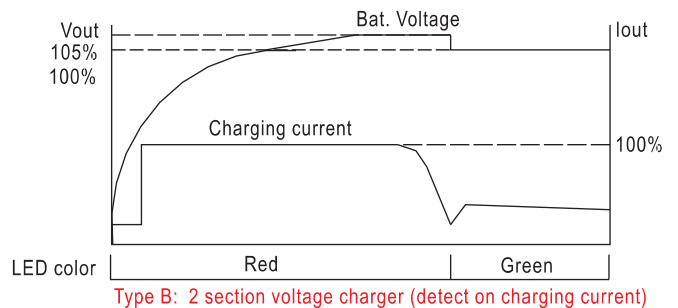
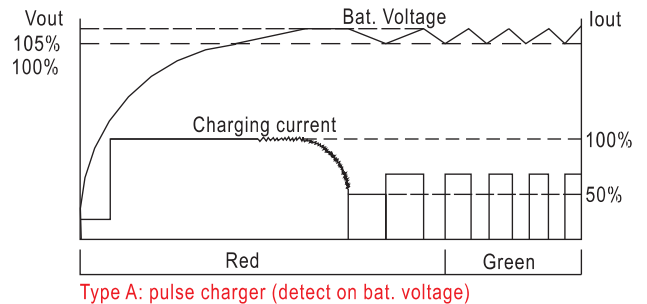
Features

- AC input range selectable by switch
- Passive PFC, PF > 0.65(option)
- Protection for deeply discharged battery
- Protections: Short circuit / Overload / Over voltage / Over temperature
- Charger for lead-acid batteries
- Built-in ON/OFF power switch
- 3 poles AC inlet with fuse holder
- Charging type can be selected (option)
- 2 color LED loading indicator
- EN60335 approved
- Low cost, high reliability
- Open frame models available (without safety approval)
- 2 years warranty

General Specification

AC input voltage range 88~132VAC/ 176~264VAC selectable by switch
AC inrush current (max.) Cold start, 25A at 115VAC, 50A at 230VAC
Overload protection 90%~110% constant current limiting, auto-recovery
Over voltage protection 108%~127% rated output voltage
Setup, rise, hold up time 1000ms, 50ms, 16ms at full load and 230VAC
Withstand voltage I/P-O/P: 3kVAC, I/P-FG: 1.5kVAC, O/P-FG: 0.5kVAC, 1 minute
Working temperature -10~+45°C, derating curve may vary for different models
Safety standards UL60950-1, TUV EN60950-1, EN60335-1, EN60335-2-29(except for 55.2V) approved
EMC standards EN55022 class B, EN61000-4-2,3,4,5,6,8,11, EN61000-3-2,3
DC output cable 6 ft. of SPT-2, 18AWGx2C
Standard output connector ... XLR 3P, male type
Packing 1.1kg / 16pcs / 17.9kg / 1.47CUFT (without PFC)
1.24kg / 16pcs / 20.1kg / 1.47CUFT (with PFC)

Charging Curve



Order Information

P A - 120 P - 13 C

A: Pulse charge
B: 2 section voltage charge
P: With PFC
N: None PFC

P : Open P.C.B.
C : With case
13: 13.8V
27: 27.6V
54: 55.2V

Model No.	Output	Tol.	R&N	Effi.
P□-120□-13□	13.8V, 0~7.2A	±3~±8.5%	150mV	73%
P□-120□-27□	27.6V, 0~4.3A	±1~±8.0%	200mV	79%
P□-120□-54□	55.2V, 0~2.2A	±1~±7.5%	250mV	79%

108W~216W Desktop Power Supply or Charger



- AC input range selectable by switch
- Protections: Short circuit / Overload / Over voltage / Over temp.
- 3 color LED loading indicator
- Battery under / over voltage and polarity protection (ESC only)
- Cooling by free air convection (120W)
- Built-in DC fan with fan ON/OFF auto control at 50°C (240W)
- 2 years warranty

AC input voltage range 88-132VAC / 176-264VAC selectable by switch
 AC inrush current Cold start, 40A at 230VAC
 DC adjustment range 13.5V: 12-15V, 27V: 24-30V, 54V: 48-56V
 Overload protection 105%-135% fold back current limiting, auto-recovery
 Over voltage protection 115%-135% rated output voltage
 Withstand voltage I/P-O/P: 3kVAC, I/P-FG: 1.5kVAC, 1minute
 Working temperature -10~+60°C (refer to output derating curve)
 Safety standards CSA 61010-1 approved
 EMC standards EN55022/B, EN61000-3-2,3, EN61000-4-2,3,4
 Packing 1.38kg ; 8pcs / 12.0kg / 1.1CUFT (120W)
 1.5kg ; 8pcs / 13.0kg / 1.1CUFT (240W)

◆ ESC/P-120 Series

Model No.	Output	Tol.	R&N	Effi.
ESC-120-13.5	13.5V, 0-8A	±2%	120mV	81%
ESC-120-27	27V, 0-4A	±1%	150mV	83%
ESC-120-54	54V, 0-2A	±1%	400mV	84%
ESP-120-13.5	13.5V, 0-8A	±2%	120mV	81%
ESP-120-27	27V, 0-4A	±1%	150mV	83%
ESP-120-54	54V, 0-2A	±1%	400mV	84%

◆ ESC/P-240 Series

Model No.	Output	Tol.	R&N	Effi.
ESC-240-13.5	13.5V, 0-16A	±2%	120mV	81%
ESC-240-27	27V, 0-8A	±1%	150mV	84%
ESC-240-54	54V, 0-4A	±1%	400mV	85%
ESP-240-13.5	13.5V, 0-16A	±2%	120mV	81%
ESP-240-27	27V, 0-8A	±1%	150mV	84%
ESP-240-54	54V, 0-4A	±1%	400mV	85%

230W Single Output Battery Charger



- 3 stage charging
- Universal AC input / Full range
- Built-in active PFC function
- Protections: Short circuit / Over voltage / Over temperature
- 2 color LED loading indicator
- Built-in remote ON-OFF control
- Fan ON/OFF control
- Low cost, high reliability
- 2 years warranty

AC input voltage range 90-264VAC; 127-370VDC
 AC inrush current (max.) .. Cold start, 50A at 230VAC
 Over voltage protection 102%-125% shut off, re-power on to recover
 Withstand voltage I/P-O/P: 3kVAC, I/P-FG: 1.5kVAC, O/P-FG: 0.5kVAC
 Working temperature -20~+50°C (refer to output derating curve)
 Safety standards UL1012(PB-230xx-AD1 only), EN60950-1 approved
 EMC standards EN55022 class B, EN61000-4-2,3,4,5,6,8,11, EN61000-3-2,3
 Packing 1.21Kg ; 12pcs / 15.5kg / 1.29CUFT

Model No.	Output	Effi.
PB-230-12□	14.4V, 0-16A	81.5%
PB-230-24□	28.8V, 0-8A	85.5%
PB-230-48□	57.6V, 0-4A	86.0%

□ = Blank, AD1; Blank= XLR 4P, male type, AD1= Anderson connector

300W Single Output Battery Charger



- Optimal 3 stage charging characteristic
- AC input range selectable by switch
- Passive PFC compliance to EN61000-3-2 class A (option)
- Protections: Reverse polarity / Short circuit / Over voltage / Over temperature
- Charger for lead-acid batteries
- Built-in ON/OFF power switch
- 3 poles AC inlet (IEC 320-C14)
- 2 color LED loading indicator
- Built-in remote ON/OFF control
- Cooling by free air convection
- 3 years warranty

AC input voltage range 90-132VAC / 180-264VAC selectable by switch
 AC inrush current (max.) .. Cold start, 60A at 230VAC
 Over voltage protection 108%-125% rated output voltage
 Withstand voltage I/P-O/P: 3kVAC, I/P-FG: 1.5kVAC, 1 minute
 Working temperature -10~+50°C (refer to output derating curve)
 Safety standards IEC60335-2-29 CB approval by TUV (except for 48V), UL60950-1 approved
 EMC standards EN55022 class B, EN61000-4-2,3,4,5,6,8,11, EN61000-3-2,3 (P type)
 Packing 1.45kg ; 6pcs / 9.7kg / 0.95CUFT

Model No.	Output (20 min.) / (Continuous at 25°C)	Effi.
PB-300□-12	14.4V, 20.85A / 12.5A	85%
PB-300□-24	28.8V, 10.50A / 6.25A	86%
PB-300□-48	57.6V, 5.3A / 3.20A	88%

□ = P: with PFC; N: non PFC

360W Single Output Battery Charger



- Optimal 3 stage charging characteristic
- AC input range selectable by switch
- Passive PFC compliance to EN61000-3-2 class A (option)
- Protections: Reverse polarity / Short circuit / Over voltage / Over temperature
- Charger for lead-acid batteries
- Built-in ON/OFF power switch
- 3 poles AC inlet (IEC 320-C14)
- 2 color LED loading indicator
- Built-in remote ON/OFF control
- Cooling by built-in DC fan
- 3 years warranty

AC input voltage range 90-132VAC / 180-264VAC selectable by switch
 AC inrush current (max.) .. Cold start, 60A at 230VAC
 Over voltage protection 108%-125% rated output voltage
 Withstand voltage I/P-O/P: 3kVAC, I/P-FG: 1.5kVAC, 1 minute
 Working temperature -20~+60°C (refer to output derating curve)
 Safety standards IEC60335-2-29 CB approval by TUV (except for 48V), UL60950-1 approved
 EMC standards EN55022 class B, EN61000-4-2,3,4,5,6,8,11, EN61000-3-2,3 (P type)
 Packing 1.5kg ; 6pcs / 10kg / 0.95CUFT

Model No.	Output	Effi.
PB-360□-12	14.4V, 24.3A	85%
PB-360□-24	28.8V, 12.5A	86%
PB-360□-48	57.6V, 6.25A	87%

□ = P: with PFC; N: non PFC

600W Single Output Battery Charger



CASE: 805C 230x 158x 67 mm

- 2/3/8 stage smart charger for lead-acid batteries
- Microprocessor controlled power management
- Universal AC input / Full range
- Built-in active PFC function
- Protections: Reverse polarity / Short circuit / Over voltage / Over temperature
- Built-in temp. compensation function
- Status signal sent by relay contacts
- 3 color LED loading indicator
- Built-in remote ON-OFF control
- Fan speed control (depend on charging current)
- **Charging curve can be modified for different battery applications (optional)**
- 3 years warranty

AC input voltage range 90~264VAC; 127~370VDC
 AC inrush current (max.) ... Cold start, 50A at 230VAC
 Over voltage protection 112%~125% shut off, re-power on to recover
 Withstand voltage I/P-O/P: 3kVAC, I/P-FG: 2kVAC, O/P-FG: 0.5kVAC
 Working temperature -20~+60°C (refer to output derating curve)
 Safety standards TUV EN60335-1, EN60335-2-29(except for 48V), EN60950-1(48V only), UL1012 approved
 EMC standards EN55022 class B, EN61000-3-2,3, EN61000-4-2,3,4,5,6,8,11
 Connection IEC inlet for input; copper pillars for output
 Packing 2.2kg ; 6pcs / 14.2kg / 1.76CUFT

Model No.	Output	Effi.
PB-600-12	14.4V, 0~40.0A	86%
PB-600-24	28.8V, 0~21.0A	87%
PB-600-48	57.6V, 0~10.5A	89%

600W Single Output Battery Charger



CASE: 228A 280x 144x 48.5 mm

- 3 stage charging characteristic
- Universal AC input / Full range
- Withstand 300VAC surge input for 5 seconds
- Built-in active PFC function
- No load power consumption < 0.5W at remote OFF
- **High efficiency up to 95.5%**
- Protections: Short circuit / OVP / OTP
- **Fanless design, cooling by free air convection**
- Vo and Io can be adjusted through internal potentiometer
- Aluminum case and filling with heat-conducted glue
- Withstand 5G vibration test
- Charger for lead-acid batteries
- 3 color LED loading indicator
- 5 years warranty

AC input voltage range 90~264VAC; 127~370VDC
 AC inrush current (max.) ... Cold start, 70A at 230VAC
 DC adjustment range -20%~+5% rated output voltage
 Current adjustment range 50%~100% rated output current
 Over voltage protection 112%~142% shut off, re-power on to recover
 Withstand voltage I/P-O/P: 3kVAC, I/P-FG: 2kVAC, O/P-FG: 1.5kVAC
 Working temperature -40~+70°C (refer to output derating curve)
 Safety standards UL60950-1, TUV EN60950-1 approved
 EMC standards EN55022 conduction class B, radiation class A, EN61000-3-2,3, EN61000-4-2,3,4,5,6,8,11
 Connection +7P/11mm pitch terminal block with cover

Model No.	Output	Effi.
HEP-600C-12	14.4V, 0~35.0A	93.5%
HEP-600C-24	28.8V, 0~21.0A	94.5%
HEP-600C-48	57.6V, 0~10.5A	95.5%

1000W Single Output Battery Charger



CASE: 804B 300x 184x 70 mm

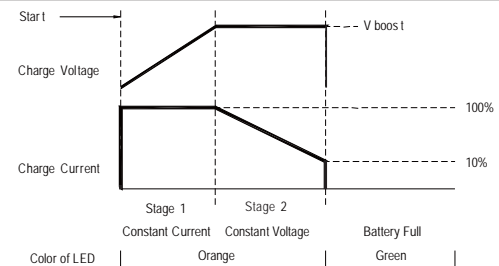
- 2/3/8 stage smart charger for lead-acid batteries
- Microprocessor controlled power management
- Universal AC input / Full range
- Built-in active PFC function
- Protections: Reverse polarity / Short circuit / Over voltage / Over temperature
- Built-in temp. compensation function
- Can be connected to 2 battery banks
- Status signal sent by relay contacts
- 3 color LED loading indicator
- Built-in remote ON/OFF control
- Fan speed control
- **Charging curve can be modified for different battery applications (optional)**
- 3 years warranty

AC input voltage range 90~264VAC ; 127~370VDC
 AC inrush current (max.) Cold start, 50A at 230VAC
 Over voltage protection 110%~125% shut off, re-power on to recover
 Withstand voltage I/P-O/P: 3kVAC, I/P-FG: 2kVAC, 1 minute
 Working temperature -20~+60°C (refer to output derating curve)
 Safety standards UL60950-1, TUV EN60950-1 approved
 EMC standards EN55022 class B conducted, EN61000-4-2,3,4,5,6,8,11, EN61000-3-2,3
 Connection IEC inlet for input; copper pillars for output
 Packing 3.5kg ; 4pcs / 15kg / 1.83CUFT

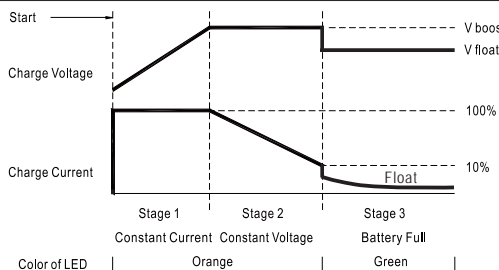
Model No.	Output	Effi.
PB-1000-12	14.4V, 60.0A	85%
PB-1000-24	28.8V, 34.7A	88%
PB-1000-48	57.6V, 17.4A	89%

Built-in Charging Curves for PB-600 and PB-1000

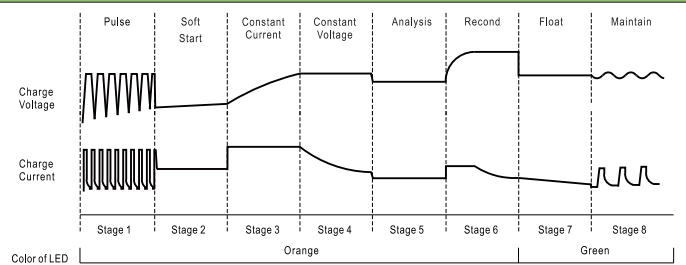
2-Stage Charging Curve



3-Stage Charging Curve



8-Stage Charging Curve





RCP-1000
CASE: 952A 295x 127x 41mm



RCP-1U
CASE: 959A 483.6x 350.8x 44mm

Features

- Universal AC input / Full range
- Built-in 5V/0.3A auxiliary power
- Built-in active PFC function
- Protections: Short circuit / Overload / Over voltage / Over temperature
- Forced air cooling by built-in DC fan
- High power density 10.7W/inch³
- 1U low profile: 44mm
- Vo can be trimmed between 90% ~ 110% of the rated output voltage
- Active current sharing up to 3000W (3 units) in one 19" rack, 3 racks max. can be operated in parallel (up to 8 units)
- Remote control for single unit
- Built-in remote sense function
- Hot-swap operation
- Internal OR-ing diode
- AC OK and DC OK signal output
- Optional I²C serial data bus
- 3 years warranty

General Specification (Please refer to www.meanwell.com for detail spec.)



Order No.	RCP-1000
AC input voltage range	90~264VAC, 127~370VDC
AC inrush current (max.)	Cold start, 50A at 230VAC
DC adjustment range	±3% rated output voltage
Overload protection	105%~125% constant current limiting, auto-recovery
Over voltage protection	110%~135% rated output voltage
Leakage current	<1.1mA at 230VAC
Setup, rise, hold up time	1000ms, 60ms, 16ms at full load and 230VAC
Withstand voltage	I/P-O/P:3kVAC, I/P-FG:2kVAC, O/P-F/G: 0.7kVDC
Working temperature	-20~+60°C (refer to output derating curve)
Safety standards	UL60950-1, TUV EN60950-1 approved
EMC standards	EN55022 class B, EN61000-3-2,3, EN61000-4-2,3,4,5,6,8,11, EN61000-6-2 heavy industry level
Packing	1.93kg (RCP-1000, single unit); 3.9kg (RCP-1U, empty rack)

Single unit — 1000W

Model No.	Output	Tol.	R&N	Effi.
RCP-1000-12	12V, 0~60A	±1%	150mV	81%
RCP-1000-24	24V, 0~40A	±1%	200mV	87%
RCP-1000-48	48V, 0~21A	±1%	300mV	89%

Order Information

Single Unit: RCP-1000-**12**-**C**
 Rack: RCP-1U-**I**

C : with I²C interface
- : without I²C interface
 Output voltage(12V/24V/48V)
I : AC inlet(IEC320-C14)
T : Terminal block

Control and Monitor Unit for RCP-1000



CASE: 701A
440x 68x 44 mm

- 1U low profile
- 19-inch rack mounting
- I²C decoder, control and monitor up to 3 RCP-1000-□-C units
- Suitable for all kinds of RCP-1000 output (12V,24V,48V)
- Digital meters for output voltage, output current, and internal temperature on front panel
- Potentiometer for adjusting output voltage of RCP-1000 unit on front panel
- Relay contacts and LED indicators for AC fail, DC fail, and over temperature warning
- Removable fixing accessory
- 3 years warranty

AC input voltage range ... 90~264VAC, 127~370VDC
 AC inrush current Cold start, 30A at 115VAC, 50A at 230VAC
 Relay contact rating 30VDC, 1A
 Working temperature -20~+60°C (refer to output derating curve)
 Safety standards Design refer to UL60950-1, TUV EN60950-1
 Withstand voltage I/P-O/P:3kVAC, I/P-FG:1.5kVAC, O/P-FG:0.5kVAC
 Isolation resistance I/P-O/P, I/P-FG, O/P-FG: 100M Ohms/500VDC
 EMC standards EN55022 class B, EN61000-3-2,3, EN61000-4-2,3,4,5,6,8,11
 Connection Screw DIN terminal for AC input and relay contact output; D-Type right angle 25 positions for communication port

Model No.	Application
RCP-MU	Control and monitor RCP-1000 series



RCP-2000
CASE: 974A 295x127x41mm



RKP-1U
CASE: 959A 483.6x350.8x44mm

Features

- Universal AC input / Full range
- Withstand 300VAC surge for 5 secs.
- Built-in 5V/0.3A, 12V/0.8A auxiliary power
- Built-in active PFC function
- Protections: Short circuit / Overload / Over voltage / Over temperature
- Forced air cooling by built-in DC fan
- Internal OR-ing FET
- High power density 21.4W/inch³
- 1U low profile: 44mm
- Active current sharing up to 6000W (3 units) in one 19" rack, 3 racks max. can be operated in parallel (up to 9 units)
- Remote control for single unit
- Built-in remote sense function
- Hot-swap operation
- PMBus serial communication
- AC OK and DC OK signal, fan fail, OTP alarm signal
- 3 years warranty

General Specification (Please refer to www.meanwell.com for detail spec.)

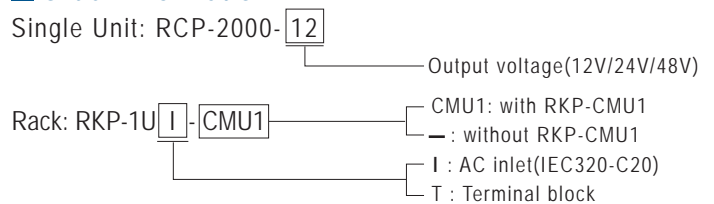


Order No.	RCP-2000
AC input voltage range	90~264VAC, 127~370VDC
AC inrush current (max.)	Cold start, 50A at 230VAC
DC adjustment range	-12%~+15% rated output voltage
Overload protection	105%~125% constant current limiting, shut off after 5 sec., re-power on to recover
Over voltage protection	120%~145% rated output voltage
Leakage current	<1.1mA at 230VAC
Setup, rise, hold up time	1500ms, 60ms, 10ms at full load and 230VAC
Withstand voltage	I/P-O/P:3kVAC, I/P-FG:2kVAC, O/P-F/G: 0.7kVDC
Working temperature	-40~+70°C (refer to output derating curve)
Safety standards	UL60950-1, TUV EN60950-1 approved
EMC standards	EN55022 class B, EN61000-3-2,3, EN61000-4-2,3,4,5,6,8,11, EN61000-6-2 heavy industry level
Packing	2kg (RCP-2000, single unit); 4.18kg (RKP-1U, empty rack)

Single unit — 2000W

Model No.	Output	Tol.	R&N	Effi.
RCP-2000-12	12V, 0~100A	±2%	150mV	86.0%
RCP-2000-24	24V, 0~80A	±1%	200mV	90.5%
RCP-2000-48	48V, 0~42A	±1%	300mV	92.0%

Order Information



Control and Monitor Unit for RCP-2000



- 1U low profile
- 19-inch rack mounting
- Control and monitor up to 32 RCP-2000 units
- Front panel LCD and buttons for on-site service without PC
- Alarm/event log with time and date
- Easy wire connections on rear side
- Windows-based PC communication software
- USB, RS-232 or Ethernet interface for PC connection locally or remote monitoring and control via GSM modem
- 4 user programmable relay outputs for traditional remote or warning
- 3 years warranty

- DC input voltage range 12~15VDC
- DC input current 1A at 12VDC, 0.8A at 15VDC
- Output relay contact 4 user programmable relay
- Working temperature -25~+70°C (refer to output derating curve)
- Safety standards UL60950-1, TUV EN60950-1 approved for RKP-1UI-CMU1
- Withstand voltage I/P-O/P:3kVAC, I/P-FG:2kVAC, O/P-FG:0.7kVDC for RKP-1UI-CMU1; O/P-FG:0.7kVDC for RKP-CMU1
- Isolation resistance I/P-O/P, I/P-FG, O/P-FG: 100M Ohms/500VDC for RKP-1UI-CMU1; O/P-FG:100M Ohms/500VDC for RKP-CMU1
- EMC standards EN55022 class B, EN61000-3-2,3, EN61000-4-2,3,4,5,6,8,11, EN61000-6-1 light industry level


Model No.	Application
RKP-CMU1	Control and monitor RCP-2000 series (single unit of RKP-CMU1)
RKP-1U I -CMU1	Control and monitor RCP-2000 series (19" rack with RKP-CMU1)



MP450 (450W, 5 SLOT)

MP650 (650W, 5 SLOT)

MP1K0 (1000W, 7 SLOT)



MS-75

MS-150

MS-210

MS-300

MS-360

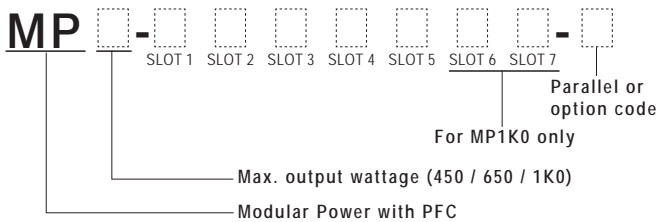
MD-100

Description

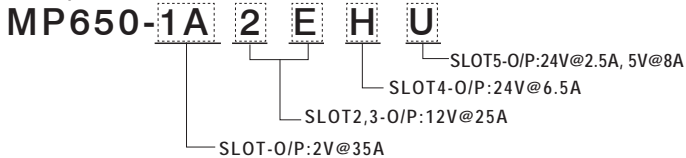
Modular series are switching power supplies with modular design that consist of two stages: front-end PFC and output modules. Using ZVS (Zero Voltage Switching) technology to realize the power factor correction, the line input is rectified into high DC voltage (around 390VDC) by the front-end PFC stage, and then the DC output modules will transfer the operating voltage into all kinds of DC output voltages from 1.6V~53V. Right now we offer 75W, 150W, 210W, 300W, 360W single output modules and 100W dual output modules to fulfill all kinds of applications up to 14 isolated outputs.

There are millions of combinations available for the Modular series. Users can configure the DC outputs they need and get the fastest solution for their own power requirement with safety and EMC certificates. No more NRE / safety application charges and long period of waiting for certificates! Providing standard products as usual, MEAN WELL offer you a revolutionary standard power solution that fulfills your custom-made request!

Output Configuration Guide



Example:



Features

- Millions of output configuration is available
- ZVS technology to reduce power dissipation and improve efficiency
- Universal AC input / Full range
- Built-in active PFC compliance to EN61000-3-2
- Built-in constant current limiting circuit for single output modules
- Remote control on each output module
- Remote sense on each single output module (MS-75 / 150 / 210 / 300 / 360)
- Short circuit / Overload / Over voltage protections for all modules
- Parallel function for MS-210 (up to 5 units), MS-300/360 (up to 3 units)
- Margining control function (MS-210 / 360)
- Cooling by built-in DC fan with fan alarm function
- Additional 12V/0.1A auxiliary output for remote control
- 3 years warranty

General Specification (Please refer to www.meanwell.com for detail spec.)



Model No.	MP450	MP650	MP1K0
AC input voltage range	85-264VAC or 120-370VDC		
Power Factor	PF > 0.95 / 230VAC, PF > 0.98 / 115VAC at full load		
AC inrush current (max.)	Cold start, 40A at 230VAC	Cold start, 50A at 230VAC	Cold start, 40A at 230VAC
Max output voltage	450W	650W	1000W
Efficiency (typical)	82.5%	84%	84%
Over temperature protection	Output shutdown, auto-recovery		
Fan alarm	Output shutdown when fan malfunction		
Withstand voltage	I/P-O/P: 3kVAC, I/P-FG: 1.5kVAC, O/P-FG: 0.5kVAC, 1 minute		
Working temperature	-20~+50°C@100%, +70°C @ 50% load		
Safety standards	UL60950-1, TUV EN60950-1 approved		
EMC standards	EN55022 class B, EN61000-3-2,3, EN61000-4-2,3,4,5,6,8,11, EN55024 light industry level, criteria A		
Connection	Input side: 3P/10mm pitch terminal block & JST B3B-XH		
Dimension (LxWxH)(mm)	254x 127x 63.5	278x 127x 63.5	278x 177.8x 63.5

MS-75: 1-SLOT single output (75W max.)

Item Code	Output	★Peak I	Vdc adj.	Tol.	R&N.
L	3.3V, 0-15A	17.3A	2.6-4.0V	±2%	80mV
M	5V, 0-15A	17.3A	4.0-6.0V	±2%	80mV
N	12V, 0-6.3A	7.30A	9.0-13.2V	±1%	150mV
O	15V, 0-5.0A	5.80A	13.2-16.8V	±1%	150mV
P	24V, 0-3.2A	3.70A	20.0-26.4V	±1%	150mV
Q	48V, 0-1.6A	1.80A	40.0-53.0V	±1%	250mV

MS-150: 1-SLOT single output (150W max.)

Item Code	Output	★Peak I	Vdc adj.	Tol.	R&N.
A	2V, 0-25A	30.0A	1.6-2.6V	±3%	50mV
B	3.3V, 0-25A	30.0A	2.6-4.0V	±2%	80mV
C	5V, 0-25A	30.0A	4.0-6.0V	±2%	80mV
D	7.5V, 0-18A	20.7A	6.0-9.0V	±2%	100mV
E	12V, 0-13A	15.0A	9.0-13.2V	±1%	150mV
F	15V, 0-10A	11.5A	13.2-16.8V	±1%	150mV
G	18V, 0-8.5A	9.80A	16.8-20.0V	±1%	150mV
H	24V, 0-6.5A	7.50A	20.0-26.4V	±1%	150mV
I	27V, 0-5.8A	6.70A	25.0-31.0V	±1%	150mV
J	33V, 0-4.7A	5.40A	30.0-40.0V	±1%	250mV
K	48V, 0-3.2A	3.68A	40.0-53.0V	±1%	250mV

MS-210: 1-SLOT parallelable single output (210W max.)

Item Code	Output	★Peak I	Vdc adj.	Tol.	R&N.
1A	2V, 0-35A	38.5A	1.6-2.6V	±3%	70mV
1B	3.3V, 0-35A	38.5A	2.6-4.0V	±2%	80mV
1C	5V, 0-35A	38.5A	4.0-6.0V	±2%	80mV
1D	7.5V, 0-28A	32.2A	6.0-9.0V	±2%	100mV
1E	12V, 0-17.5A	20.1A	9.0-13.2V	±1%	150mV
1F	15V, 0-14A	16.1A	13.2-16.8V	±1%	150mV
1G	18V, 0-11.6A	13.4A	16.8-20.0V	±1%	150mV
1H	24V, 0-8.75A	10.1A	20.0-26.4V	±1%	150mV
1I	27V, 0-7.8A	9.00A	25.0-31.0V	±1%	150mV
1J	33V, 0-6.4A	7.40A	30.0-40.0V	±1%	250mV
1K	48V, 0-4.4A	5.10A	40.0-53.0V	±1%	250mV

MS-300: 2-SLOT parallelable single output (300W max.)

Item Code	Output	★Peak I	Vdc adj.	Tol.	R&N.
2A	2V, 0-50A	57.5A	1.6-2.6V	±3%	80mV
2B	3.3V, 0-50A	57.5A	2.6-4.0V	±2%	80mV
2C	5V, 0-50A	57.5A	4.0-6.0V	±2%	80mV
2D	7.5V, 0-40A	46.0A	6.0-9.0V	±2%	100mV
2E	12V, 0-25A	29.0A	9.0-13.2V	±1%	150mV
2F	15V, 0-20A	23.0A	13.2-16.8V	±1%	150mV
2G	18V, 0-16.7A	19.2A	16.8-20.0V	±1%	150mV
2H	24V, 0-12.5A	14.4A	20.0-26.4V	±1%	150mV
2I	27V, 0-11.2A	12.9A	25.0-31.0V	±1%	200mV
2J	33V, 0-9.1A	10.5A	30.0-40.0V	±1%	250mV
2K	48V, 0-6.3A	7.2A	40.0-53.0V	±1%	300mV

MS-360: 2-SLOT parallelable single output (360W max.)

Item Code	Output	★Peak I	Vdc adj.	Tol.	R&N.
3A	2V, 0-60A	69.0A	1.6-2.6V	±3%	80mV
3B	3.3V, 0-60A	69.0A	2.6-4.0V	±2%	100mV
3C	5V, 0-60A	69.0A	4.0-6.0V	±2%	100mV
3D	7.5V, 0-48A	55.2A	6.0-9.0V	±2%	100mV
3E	12V, 0-30A	34.5A	9.0-13.2V	±1%	150mV
3F	15V, 0-24A	27.6A	13.2-16.8V	±1%	150mV
3G	18V, 0-20A	23.0A	16.8-20.0V	±1%	150mV
3H	24V, 0-15A	17.3A	20.0-26.4V	±1%	150mV
3I	27V, 0-13.4A	15.5A	25.0-31.0V	±1%	200mV
3J	33V, 0-11A	12.7A	30.0-40.0V	±1%	250mV
3K	48V, 0-7.5A	8.7A	40.0-53.0V	±1%	300mV

MD-100: 1-SLOT isolated dual output (100W max.)

Item Code	Output	Vdc adj.	Tol.	R&N.	Max.
R	5V, 2.0-10A	4.75-5.5V	±3%	100mV	90.0W
	5V, 0.0-8.0A	4.75-5.5V	±3%	100mV	
S	5V, 2.0-10A	4.75-5.5V	±3%	100mV	100.4W
	12V, 0.0-5.8A	11.4-13.2V	±3%	150mV	
T	5V, 2.0-10A	4.75-5.5V	±3%	100mV	101.0W
	15V, 0.0-4.7A	14.2-16.5V	±3%	150mV	
U	24V, 0.5-3.0A	22.8-26.4V	±3%	200mV	100.0W
	5V, 0.0-10A	4.75-5.5V	±3%	100mV	
V	24V, 0.6-3.0A	22.8-26.4V	±2%	240mV	100.8W
	12V, 0.0-4.7A	11.4-13.2V	±3%	120mV	
W	12V, 1.0-5.0A	11.4-13.2V	±2%	120mV	100.8W
	12V, 0.0-5.8A	11.4-13.2V	±3%	120mV	
X	15V, 1.0-4.7A	14.2-16.5V	±2%	150mV	100.5W
	15V, 0.0-4.7A	14.2-16.5V	±3%	150mV	

Parallel Connection Accessory

FAP-001 (For MS-300, 2 units)	
FAP-002 (For MS-300, 3 units)	
FAP-003 (For MS-210, 2 units)	
FAP-004 (For MS-210, 3 units)	
FAP-005 (For MS-210, 4 units)	
FAP-006 (For MS-210, 5 units)	
FAP-007 (For MS-360, 2 units)	
FAP-008 (For MS-360, 3 units)	

Series Connection Accessory

FAS-001 (For 1-slot modules: MS-75/150, MD-100)	
FAS-002 (For 2-slot modules: MS-300)	
FAS-003 (For 1-slot modules: MS-210)	
FAS-004 (For 2-slot modules: MS-360)	

★Peak I: 35% duty cycle maximum within every 10 seconds. Average output power should not exceed the rated power.

★Please use MP450-CNPOQ, MP650-1A2EHU, MP1K0-2C2CEKL-1.....etc. as the order code. For more detail information about technical issues, please refer to the user manual.

★Please refer to the user manual for more detail information about parallel connection and the parallel codes. About series connection, please contact us or your local MEAN WELL distributor for more details.

350W Single Output

CB
 (except for 12V)



220.4x 130x 48 mm

- AC input 180~264VAC only
- Withstand 300VAC surge input for 5 sec
- **Semi-potted and design against rain splash**
- High efficiency up to 90%
- Protections:
 - Short circuit / Overload / Over voltage / Over temperature
- Cooling by free air convection
- LED indicator for power on
- **Suitable for channel letter applications**
- 3 years warranty

AC input voltage range 180~264VAC; 254~370VDC
 AC inrush current Cold start, 90A at 230VAC
 DC adjustment range ±10% rated output voltage
 Overload protection 110%~160% hiccup mode, auto-recovery
 Over voltage protection 12V: 13.8-16.2V; 24V: 27.6-32.4V; 36V: 41.4-46.8V;
 48V: 57.6-67.2V hiccup mode, auto-recovery
 Setup, rise, hold up time 1500ms, 200ms, 20ms at full load and 230VAC
 Withstand voltage I/P-O/P: 3kVAC, I/P-FG: 2kVAC, O/P-FG: 0.5kVAC
 Working temperature -30~+60°C (refer to output derating curve)
 Safety standards UL60950-1, CQC GB4943.1 approved

Model No.	Output	Tol.	R&N	Effi.
NEW ERP-350-12	12V, 0~26.7A	±1%	150mV	87%
ERP-350-24	24V, 0~14.6A	±1%	150mV	89%
ERP-350-36	36V, 0~9.7A	±1%	240mV	90%
ERP-350-48	48V, 0~7.3A	±1%	240mV	90%

200W & 300W Single Output

- 115VAC or 230VAC AC input
- Cooling by conduction
- 1U low profile: 31mm
- **Conformal coating**
- Protections:
 - Short circuit / Overload / Over voltage / Over temperature
- LED indicator for power on
- 2 years warranty



HSN-200
 210x 62x 31 mm

HSN-300
 210x 81x 31 mm

AC input voltage range 90~132VAC(A-Type); 180~264VAC(B-Type)
 AC inrush current Cold start, 80A(HSN-200); 90A(HSN-300) at 230VAC
 DC adjustment range 4.2V: 3.6~4.4V; 5V: 4.5~5.5V
 Overload protection 105%~185% hiccup mode, auto-recovery
 Over voltage protection 4.2V: 4.6~5.4V, 5V: 5.7~7.0V for HSN-200;
 4.2V: 4.7~5.7V, 5V: 5.7~7.0V for HSN-300
 Setup, rise, hold up time 1500ms, 100ms, 20ms at 230VAC and full load (HSN-200)
 2500ms, 100ms, 10ms at 230VAC and full load (HSN-300)
 Withstand voltage I/P-O/P: 3kVAC, I/P-FG: 2kVAC, O/P-FG: 0.5kVAC
 Working temperature -25~+70°C (HSN-200); -20~+70°C (HSN-300)
 Safety standards UL60950-1 approved

◆ HSN-200 Series

Model No.	Output	Tol.	R&N	Effi.
HSN-200-4.2A	4.2V, 0~30A	±2%	150mV	86.5%
HSN-200-4.2B	4.2V, 0~40A	±2%	150mV	88%
HSN-200-5A	5V, 0~30A	±2%	150mV	86.5%
HSN-200-5B	5V, 0~40A	±2%	150mV	88%

◆ HSN-300 Series

Model No.	Output	Tol.	R&N	Effi.
HSN-300-4.2A	4.2V, 0~50A	±3%	150mV	85%
HSN-300-4.2B	4.2V, 0~60A	±3%	150mV	85%
HSN-300-5A	5V, 0~50A	±3%	150mV	86%
HSN-300-5B	5V, 0~60A	±3%	150mV	86%

200W Single Output



215x 115x 30 mm

- AC input 180~264VAC only
- Withstand 300VAC surge input for 5 sec
- **Conformal coating**
- High efficiency up to 87% (NEL-200)
- Protections:
 - Short circuit / Overload / Over voltage / Over temperature
- Cooling by free air convection
- 1U low profile: 30mm
- LED indicator for power on
- **Suitable for moving sign applications**
- 2 years warranty

AC input voltage range 180~264VAC; 254~370VDC
 AC inrush current Cold start, 70A at 230VAC
 DC adjustment range 2.8V: 2.5~3V; 4.2V: 3.6~4.4V; 5V: 4.5~5.5V
 Overload protection 105%~140% hiccup mode, auto-recovery
 Over voltage protection 2.8V: 3.22~3.78V; 4.2V: 4.6~5.4V; 5V: 5.6~7V
 hiccup mode, auto-recovery
 Setup, rise, hold up time 2500ms, 50ms, 20ms at full load and 230VAC
 Withstand voltage I/P-O/P: 3kVAC, I/P-FG: 2kVAC, O/P-FG: 0.5kVAC
 Working temperature -20~+60°C (refer to output derating curve)
 Safety standards UL60950-1 approved

Model No.	Output	Tol.	R&N	Effi.
NEL-200-2.8	2.8V, 0~40A	+3%, -4.5%	150mV	85%
NEL-200-4.2	4.2V, 0~40A	+3%, -4.5%	150mV	87%
NEL-200-5	5V, 0~40A	±3%	150mV	87%

300W & 400W Single Output

- AC input 180~264VAC only
- Withstand 300VAC surge input for 5 seconds
- **Conformal coating**
- High efficiency up to 86% (NEL-300)
- High efficiency up to 84% (NEL-400)
- 1U low profile: 30mm
- Protections:
 - Short circuit / Overload / Over voltage / Over temperature
- Forced air cooling by built-in DC fan
- LED indicator for power on
- **Suitable for moving sign applications**
- 2 years warranty



NEL-300
 215x 115x 30 mm

NEL-400
 215x 115x 30 mm

AC input voltage range 180~264VAC; 254~370VDC
 AC inrush current Cold start, 70A at 230VAC
 DC adjustment range 2.8V: 2.5~3V; 4.2V: 3.6~4.4V; 5V: 4.5~5.5V
 Overload protection 105%~140% hiccup mode, auto-recovery
 Over voltage protection 2.8V: 3.22~3.78V; 4.2V: 4.6~5.4V; 5V: 5.6~7V
 hiccup mode, auto-recovery
 Setup, rise, hold up time 2500ms, 50ms, 20ms at full load and 230VAC
 Withstand voltage I/P-O/P: 3kVAC, I/P-FG: 2kVAC, O/P-FG: 0.5kVAC
 Working temperature -20~+60°C (refer to output derating curve)
 Safety standards UL60950-1 approved

◆ NEL-300 Series

Model No.	Output	Tol.	R&N	Effi.
NEL-300-2.8	2.8V, 0~60A	+3%, -4.5%	150mV	81%
NEL-300-4.2	4.2V, 0~60A	+3%, -4.5%	150mV	85%
NEL-300-5	5V, 0~60A	±3%	150mV	86%

◆ NEL-400 Series

Model No.	Output	Tol.	R&N	Effi.
NEL-400-2.8	2.8V, 0~80A	+3%, -4.5%	150mV	79%
NEL-400-4.2	4.2V, 0~80A	+3%, -4.5%	150mV	83%
NEL-400-5	5V, 0~80A	±3%	150mV	84%

150W & 200W Single Output with PFC Function

- Universal AC input / Full range
- Withstand 300VAC surge input for 5 seconds (HSP-150)
- Built-in active PFC function
- **Conformal coating**
- **High efficiency up to 90%**
- Protections: Short circuit / Overload / Over voltage / Over temperature
- Cooling by free air convection for 150W and 200W with 30CFM forced air(HSP-150); cooling by conduction(HSP-200)
- 1U low profile
- Built-in remote sense(HSP-150)
- LED indicator for power on
- **Suitable for moving sign applications**
- 3 years warranty



AC input voltage range 90~264VAC; 127~370VDC
 AC inrush current Cold start, 70A at 230VAC
 DC adjustment range 2.5V: 2.35~2.75V, 3.8V: 3.4~4.2V, 5V: 4.5~5V (HSP-150); 4.2V: 3.6~4.4V, 5V: 4.5~5.5V (HSP-200)
 Overload protection 110%~180% hiccup mode, auto-recovery
 Over voltage protection 2.5V: 3.2~3.7V, 3.8V: 4.7~5.7V, 5V: 5.7~7.0V (HSP-150); 4.2V: 4.6~5.4V, 5V: 5.6~7V (HSP-200)
 Setup, rise, hold up time 2000ms, 100ms, 16ms at full load and 230VAC (HSP-150) 2000ms, 200ms, 16ms at full load and 230VAC (HSP-200)
 Withstand voltage I/P - O/P: 3kVAC, I/P-FG: 2kVAC, O/P-FG: 0.5kVAC
 Working temperature -30~+70°C (refer to output derating curve)
 Safety standards UL60950-1, TUV EN60950-1 approved
 EMC standards EN55022 class B, EN61000-3-3
 EN61000-4-2,3,4,5,6,8,11

Model No.	Output(Rated/Peak)	Tol.	R&N	Effi.
HSP-150-2.5	2.5V, 0~30A / 40A	±2%	80mV	86%
HSP-150-3.8	3.8V, 0~30A / 40A	±2%	100mV	88%
HSP-150-5	5V, 0~30A / 40A	±2%	100mV	90%

◆ HSP-200 Series

Model No.	Output	Tol.	R&N	Effi.
HSP-200-4.2	4.2V, 0~40A	±2%	150mV	88.0%
HSP-200-5	5V, 0~40A	±2%	150mV	88.5%

250W Single Output with PFC Function



- Universal AC input / Full range
- Built-in active PFC function
- **Conformal coating**
- **High efficiency up to 87%**
- Protections: Short circuit / Overload / Over voltage / Over temperature
- Forced air cooling by built-in DC fan
- 1U low profile: 41mm
- Built-in remote sense function
- LED indicator for power on
- **Suitable for moving sign applications**
- 3 years warranty

AC input voltage range 85~264VAC; 120~370VDC
 DC adjustment range 2.5V: 2.3~2.8V; 3.6V: 3.24~3.96V; 5V: 4.5~5.5V
 AC inrush current Cold start, 70A at 230VAC
 Overload protection 105%~135% hiccup mode, auto-recovery
 Over voltage protection 2.5V: 2.88~3.38V; 3.6V:4.14~4.86V; 5V: 5.75~6.75V shut down O/P voltage, re-power on to recover
 Setup, rise, hold up time 3000ms, 50ms, 16ms at full load and 230VAC
 Withstand voltage I/P - O/P: 3kVAC, I/P-FG: 2kVAC, O/P-FG: 0.5kVAC
 Working temperature -40~+70°C (refer to output derating curve)
 Safety standards UL60950-1, TUV EN60950-1 approved
 EMC standards EN55022 class B, EN61000-3-2,3, EN55024, EN61000-4-2,3,4,5,6,8,11, EN61000-6-2
 Packing 0.97kg ; 16pcs / 16.5kg / 0.87CUFT

Model No.	Output	Tol.	R&N	Effi.
HSP-250-2.5	2.5V, 0~50A	±2%	100mV	79%
HSP-250-3.6	3.6V, 0~50A	±2%	100mV	83%
HSP-250-5	5V, 0~50A	±2%	100mV	87%

300W Single Output with PFC Function



- Universal AC input / Full range
- Withstand 300VAC surge input for 5 seconds
- Built-in active PFC function
- **Conformal coating**
- **High efficiency up to 87%**
- Protections: Short circuit / Overload / Over voltage / Over temperature
- Cooling by conduction
- 1U low profile: 31mm
- LED indicator for power on
- **Suitable for moving sign applications**
- 3 years warranty

AC input voltage range 90~264VAC; 127~370VDC
 DC adjustment range 2.8V: 2.5~3V; 4.2V: 3.6~4.4V; 5V: 4.5~5.5V
 AC inrush current Cold start, 60A at 230VAC
 Overload protection 105%~135% hiccup mode, auto-recovery
 Over voltage protection 2.8V: 3.22~3.78V; 4.2V: 4.6~5.4V; 5V: 5.7~7.0V shut down O/P voltage, re-power on to recover
 Setup, rise, hold up time 2000ms, 100ms, 8ms at full load and 230VAC
 Withstand voltage I/P - O/P: 3kVAC, I/P-FG: 2kVAC, O/P-FG: 0.5kVAC
 Working temperature -30~+70°C (refer to output derating curve)
 Safety standards UL60950-1, TUV EN60950-1, CCC GB4943 approved
 EMC standards EN55022 class B, EN61000-3-2,3, EN61000-4-2,3,4,5,6,8,11, GB9254

Model No.	Output	Tol.	R&N	Effi.
HSP-300-2.8	2.8V, 0~60A	±2%	110mV	80%
HSP-300-4.2	4.2V, 0~60A	±2%	150mV	85%
HSP-300-5	5V, 0~60A	±2%	150mV	87%

190W & 240W Dual Output with PFC Function



- Universal AC input / Full range
- Built-in active PFC function
- **Conformal coating**
- **High efficiency up to 86%**
- Protections: Short circuit / Overload / Over voltage / Over temperature
- Fanless design (HDP-190); Forced air cooling by built-in DC fan (HDP-240)
- 1U low profile: 36mm
- **Suitable for moving sign applications**
- 3 years warranty

AC input voltage range 90~135VAC, 127~190VDC or 180~264VAC, 254~370VDC
 DC adjustment range V1: 3.6~4V; V2: 2.5~3V
 AC inrush current Cold start, 45A at 230VAC
 Overload protection V1+V2: 105%~150%, V2: 125%~170% hiccup mode, auto-recovery
 Over voltage protection V1: 4.37~5.13V, V2: 3.22~3.78V shut down O/P voltage, re-power on to recover
 Setup, rise, hold up time 1000ms, 50ms, 16ms at full load and 230VAC
 Withstand voltage I/P - O/P: 3kVAC, I/P-FG: 2kVAC, O/P-FG: 0.5kVAC
 Working temperature -30~+70°C (refer to output derating curve)
 Safety standards UL60950-1, TUV EN60950-1, CCC GB4943 approved
 EMC standards EN55022 class B, EN61000-3-2,3, EN61000-4-2,3,4,5,6,8,11, EN61000-6-2, GB9254
 Packing 0.95kg ; 15pcs / 15.3kg / 0.7CUFT (HDP-190) 1kg ; 15pcs / 16kg / 0.7CUFT (HDP-240)

◆ HDP-190 Series

Model No.	Output	Tol.	R&N	Effi.	Max.
HDP-190	3.8V, 0~40A	±2%	100mV	86%	192W
	2.8V, 0~22A	±2%	100mV		

◆ HDP-240 Series

Model No.	Output	Tol.	R&N	Effi.	Max.
HDP-240	3.8V, 0~50A	±2%	100mV	84%	241W
	2.8V, 0~27.5A	±2%	100mV		



	INPUT	OUTPUT
Standard		
Optional (Contact MW for details)		



Features

- Universal AC input / Full range
- Built-in active PFC function
- High efficiency up to 94%
- Fanless design, cooling by free air convection
- Vo and Io can be adjusted through internal potentiometer
- Aluminum case and filling with heat-conducted glue
- -55~+70°C wide operating range
- Meet 6kV surge immunity level
- Withstand 10G vibration test
- Protections: Short circuit / Over current / Over voltage / Over temperature
- Multiple models for choice:
 - A-Type: Standard model, IP65 rated. Vo and Io can be adjusted through internal potentiometer
 - Blank-Type: Optional model, IP68 rated
- Suitable for general industrial applications at high/low temperature, high dust, high moisture, high vibration, or outdoor environment
- 5 years warranty

General Specification (Please refer to www.meanwell.com for detail spec.)



Model No.	HEP-100	HEP-150	HEP-185
AC input voltage range	90~264VAC, 127~373VDC		
AC inrush current (max.)	Cold start, 60A at 230VAC	Cold start, 65A at 230VAC	
DC adjustment range	-10%~+10% rated output voltage (A-Type only)		
Current adjustment range	60%~100% rated output current adjustment by internal potentiometer(A-Type only)		50%~100% rated output current adjustment by internal potentiometer(A-Type only)
Over current protection	105%~125% constant current limiting, auto-recovery		
Over voltage protection	108%~135% rated output voltage		
Setup, rise, hold up time	500ms, 80ms, 15ms at full load and 230VAC	500ms, 50ms, 16ms at full load and 230VAC	
Withstand voltage	I/P-O/P: 3.75kVAC, I/P-FG: 2kVAC, O/P-FG: 1.5kVAC		
Working temperature	-55~+70°C (refer to output derating curve)		
Safety standards	UL60950-1 approved ; Design refer to TUV EN60950-1		
EMC standards	EN55022 class B, EN61000-3-2,3, EN61000-4-2,3,4,5,6,8,11		
Connection	Input	UL rated, SJTW 18AWGx3C(30cm)	
	Output	SJTW 14AWGx2C(30cm)	
Dimension (LxWxH)(mm)	220x 68x 38.8	228x 68x 38.8	

100W HEP-100

Model No.	Output	Tol.	R&N	Effi.
HEP-100-12 \bar{A}	12V, 0~8.34A	±1.0%	120mV	93%
HEP-100-15 \bar{A}	15V, 0~6.67A	±1.0%	150mV	93%
HEP-100-24 \bar{A}	24V, 0~4.00A	±1.0%	150mV	93%
HEP-100-36 \bar{A}	36V, 0~2.65A	±1.0%	200mV	93%
HEP-100-48 \bar{A}	48V, 0~2.00A	±1.0%	200mV	93%
HEP-100-54 \bar{A}	54V, 0~1.77A	±1.0%	200mV	93%

\bar{A} = A or Blank, A: standard model(IP65), Blank: optional model(IP68)

185W HEP-185

Model No.	Output	Tol.	R&N	Effi.
HEP-185-12 \bar{A}	12V, 0~13.0A	±2.5%	150mV	91.5%
HEP-185-15 \bar{A}	15V, 0~11.5A	±2.0%	150mV	92.0%
HEP-185-24 \bar{A}	24V, 0~7.80A	±1.0%	150mV	93.5%
HEP-185-36 \bar{A}	36V, 0~5.20A	±1.0%	200mV	93.5%
HEP-185-48 \bar{A}	48V, 0~3.90A	±1.0%	200mV	94.0%
HEP-185-54 \bar{A}	54V, 0~3.45A	±1.0%	200mV	94.0%

\bar{A} = A or Blank, A: standard model(IP65), Blank: optional model(IP68)

150W HEP-150

Model No.	Output	Tol.	R&N	Effi.
HEP-150-12 \bar{A}	12V, 0~12.5A	±2.5%	150mV	91.5%
HEP-150-15 \bar{A}	15V, 0~10.0A	±2.0%	150mV	92.0%
HEP-150-24 \bar{A}	24V, 0~6.30A	±1.0%	150mV	93.0%
HEP-150-36 \bar{A}	36V, 0~4.20A	±1.0%	200mV	93.5%
HEP-150-48 \bar{A}	48V, 0~3.20A	±1.0%	200mV	94.0%
HEP-150-54 \bar{A}	54V, 0~2.80A	±1.0%	200mV	94.0%

\bar{A} = A or Blank, A: standard model(IP65), Blank: optional model(IP68)



Best products also need best service.

We have authorized distributors all over the world. They have sufficient stock for your prompt delivery. Also they can offer you technical support & RMA services. Please contact your local distributors for more product information. You can also contact us at info@meanwell.com for information of your local distributors.

NEW

Under Development

TAIWAN EXCELLENCE 2015

		240W / 320W ONLY	
		INPUT	OUTPUT
Standard			
Optional <small>(Contact MW for details)</small>			

HEP-240/320

HEP-600

Features

- Universal AC input / Full range
- Built-in active PFC function
- No load power consumption <0.5W at remote OFF(HEP-600)
- **High efficiency up to 96%**
- Fanless design, cooling by free air convection
- Vo and Io can be adjusted through internal potentiometer
- Aluminum case and filling with heat-conducted glue
- -55~+70°C wide operating range (HEP-240/320);
-40~+70°C wide operating range (HEP-600)
- Meet 6kV surge immunity level (HEP-240/320)
- Withstand 10G vibration test (HEP-240/320);
Withstand 5G vibration test (HEP-600)
- Protections: Short circuit / Over current / Over voltage / Over temperature
- Multiple models for choice:
 - A-Type: Standard model, IP65 rated. Vo and Io can be adjusted through internal potentiometer
 - Blank-Type: Optional model, IP68 rated
- **Suitable for general industrial applications at high/low temperature, high dust, high moisture, high vibration, or outdoor environment**
- **5 years warranty**

General Specification (Please refer to www.meanwell.com for detail spec.)

Model No.	HEP-240	HEP-320	HEP-600
AC input voltage range	90~264VAC; 127~373VDC		
AC inrush current (max.)	Cold start, 75A at 230VAC	Cold start, 70A at 230VAC	
DC adjustment range	-10%~+10% rated output voltage (A-Type only)		-15%~+5% rated output voltage
Current adjustment range	50%-100% rated output current adjustment by internal potentiometer (HEP-240/320 for A-Type only)		
Over current protection	105%~125% constant current limiting, auto-recovery		
Over voltage protection	108%~135% rated output voltage		
Setup, rise, hold up time	500ms, 80ms, 15ms at full load and 230VAC		
Withstand voltage	I/P-O/P: 3.75kVAC, I/P-FG: 2kVAC, O/P-FG: 1.5kVAC		I/P-O/P: 3kVAC, I/P-FG: 2kVAC, O/P-FG: 1.5kVAC
Working temperature	-55~+70°C (refer to output derating curve)		-40~+70°C (refer to output derating curve)
Safety standards	UL60950-1 approved ; Design refer to TUV EN60950-1		UL60950-1, TUV EN60950-1 approved
EMC standards	EN55022 class B, EN61000-3-2,3, EN61000-4-2,3,4,5,6,8,11		
Connection	Input	UL rated, SJTW 18AWGx3C (30cm)	
	Output	SJTW 14AWGx2C (30cm)	
Dimension (LxWxH)(mm)	244.2x 68x 38.8	252x 90x 43.8	280x 144x 48.5

HEP-240 Series

Model No.	Output	Tol.	R&N	Effi.
HEP-240-12:	12V, 0~16.0A	±2.5%	150mV	90.0%
HEP-240-15:	15V, 0~15.0A	±2.0%	150mV	90.0%
HEP-240-24:	24V, 0~10.0A	±1.0%	150mV	92.5%
HEP-240-36:	36V, 0~6.70A	±1.0%	250mV	92.5%
HEP-240-48:	48V, 0~5.00A	±1.0%	250mV	93.0%
HEP-240-54:	54V, 0~4.45A	±1.0%	350mV	93.5%

= A or Blank, A: standard model(IP65), Blank: optional model(IP68)

HEP-320 Series

Model No.	Output	Tol.	R&N	Effi.
HEP-320-12:	12V, 0~22.0A	±3.0%	150mV	91.0%
HEP-320-15:	15V, 0~19.0A	±2.0%	150mV	92.5%
HEP-320-24:	24V, 0~13.34A	±1.0%	150mV	94.0%
HEP-320-36:	36V, 0~8.90A	±1.0%	250mV	94.5%
HEP-320-48:	48V, 0~6.70A	±1.0%	250mV	95.0%
HEP-320-54:	54V, 0~5.95A	±1.0%	350mV	95.0%

= A or Blank, A: standard model(IP65), Blank: optional model(IP68)

HEP-600 Series

Model No.	Output	Tol.	R&N	Effi.
HEP-600-12	12V, 0~40A	±3.0%	150mV	93.0%
HEP-600-15	15V, 0~36A	±2.0%	150mV	94.0%
HEP-600-20	20V, 0~28A	±1.5%	150mV	95.0%
HEP-600-24	24V, 0~25A	±1.0%	150mV	95.0%
HEP-600-30	30V, 0~20A	±1.0%	200mV	95.5%
HEP-600-36	36V, 0~16.7A	±1.0%	250mV	95.5%
HEP-600-42	42V, 0~14.3A	±1.0%	250mV	96.0%
HEP-600-48	48V, 0~12.5A	±1.0%	250mV	96.0%
HEP-600-54	54V, 0~11.2A	±1.0%	350mV	96.0%



To satisfy customers is our goal —

- High Quality
- Low Cost
- Prompt Delivery
- Best Service



Features

- Single output with battery charger (UPS function)
- Universal AC input / Full range
- Can be installed on DIN rail TS-35/7.5 or 15
- Protections: Short circuit / Overload / Over voltage / Battery low protection / Battery reverse polarity protection by fuse
- Alarm signal for AC OK and battery low
- Cooling by free air convection
- Pass LPS (DRC-40/60)
- LED indicator for power on
- 100% full load burn-in test
- 3 years warranty

General Specification (Please refer to www.meanwell.com for detail spec.)



Model No.	DRC-40	DRC-60	DRC-100
AC input voltage range	90~264VAC; 127~370VDC		
AC inrush current (max.)	Cold start, 30A at 115VAC, 60A at 230VAC		
DC adjustment range	CH1, 13.8V: 12~15V; 27.6V: 24~30V		
Overload protection	105%~150% hiccup mode, auto-recovery		
Over voltage protection	105%~135% rated output voltage		
Setup, rise, hold up time	400ms, 50ms, 50ms at full load and 230VAC	2400ms, 50ms, 50ms at full load and 230VAC	
Withstand voltage	I/P-O/P: 3kVAC, I/P-FG: 2kVAC, O/P-FG: 0.5kVAC		
Working temperature	-30~+70°C (refer to output derating curve)		
Safety standards	UL60950-1, TUV EN60950-1 approved		
EMC standards	EN55022 class B, EN61000-3-2,3, EN61000-4-2,3,4,5,6,8,11		
Connection	I/P: 3 poles, O/P: 8 poles screw DIN terminal		I/P: 3 poles, O/P: 10 poles screw DIN terminal
Case No.	962A		973A
Dimension (LxWxH)(mm)	40x 90x 100		55x 90x 100

40W DRC-40 NEW

Model No.	Output	Tol.	R&N	Effi.	Max.
DRC-40A	13.8V, 0~2.9A	±1%	120mV	86%	40W
	13.8V, 0~1.0A (Charger)				
DRC-40B	27.6V, 0~1.45A	±1%	200mV	87%	40W
	27.6V, 0~0.5A (Charger)				

100W DRC-100 NEW

Model No.	Output	Tol.	R&N	Effi.	Max.
DRC-100A	13.8V, 0~7A	±1%	120mV	87%	97W
	13.8V, 0~2.5A (Charger)				
DRC-100B	27.6V, 0~3.5A	±1%	240mV	89%	97W
	27.6V, 0~1.25A (Charger)				

60W DRC-60 NEW

Model No.	Output	Tol.	R&N	Effi.	Max.
DRC-60A	13.8V, 0~4.3A	±1%	120mV	86%	59W
	13.8V, 0~1.5A (Charger)				
DRC-60B	27.6V, 0~2.15A	±1%	200mV	88%	59W
	27.6V, 0~0.75A (Charger)				



Customer Satisfaction —

Today's effort, tomorrow's reward. Continuously improve CQTS to satisfy customer is our goal.



Products —

- One Stop Shopping
- Total Solution




Best products also need best services.

We have authorized distributors all over the world. They have sufficient stock for your prompt delivery. Also they can offer you technical support & RMA services. Please contact your local distributors for more product information. You can also contact us at info@meanwell.com for information of your local distributors.



48hrs delivery—

We keep enough stock for 95% of standard models at our 2400m² warehouse. We can arrange prompt delivery within 48hrs.



Features

- Single output with battery charger (UPS function)
- Universal AC input / Full range
- PCB and enclosed type with metal case available
- Compact size
- Built-in active PFC function (PSC-160)
- Protections:
 - Short circuit / Overload / Over voltage
- Battery low protection / Battery reverse polarity protection by fuse
- Alarm signal for AC OK and battery low
- Cooling by free air convection
- 100% full load, burn-in test
- 2 years warranty

General Specification (Please refer to www.meanwell.com for detail spec.)



Model No.	PSC-35 <input type="checkbox"/>	PSC-60 <input type="checkbox"/>	PSC-100 <input type="checkbox"/>	PSC-160 <input type="checkbox"/>	
AC input voltage range	90~264VAC; 127~370VDC				
AC inrush current (max.)	Cold start, 40A at 230VAC	60A at 230VAC	70A at 230VAC		
DC adjustment range	CH1, 13.8V: 12~15V; 27.6V: 24~29V				
Overload protection	105%~150% hiccup mode, auto-recovery				
Over voltage protection	CH1, 105%~135%, shut off, re-power on to recover	CH1, 105%~135%, hiccup mode, auto recovery	CH1, 105%~135%, Shut off, re-power on to recover		
Withstand voltage	I/P-O/P:3kVAC, I/P-FG: 2kVAC, 1 minute	I/P-O/P:3kVAC, I/P-FG: 1.5kVAC, 1 minute	I/P-O/P:3kVAC, I/P-FG: 2kVAC, 1 minute		
Working temperature	-30~+70°C		-20~+70°C (refer to output derating curve)		
Safety standards	UL60950-1, TUV EN60950-1 approved				
EMC standards	EN55022 class B, EN61000-3-2,3, EN61000-4-2,3,4,5,6,8,11				
Connection	3+6P/3.96mm pitch, JST: B3P/B6P-VH		3+8P/3.96mm pitch, 4P/2.5mm pitch, JST: B3P/B8P-VH, B4B-XH		
Dimension (LxWxH)(mm)	PCB Type	84.6x 50.8x 24	101.6x 50.8x 29	127x 76.2x 31	152.4x 76.2x 32
	Enclosed Type	86.4x 59.6x 30	103.4x 62x 37	130x 85x 37	155.4x 85x 37

35W PSC-35 NEW

Model No.	Output	Tol.	R&N	Effi.	Max.
PSC-35A <input type="checkbox"/>	13.8V, 0~2.6A	±1%	120mV	84%	36W
	13.8V, 0~0.9A (Charger)				
PSC-35B <input type="checkbox"/>	27.6V, 0~1.3A	±1%	240mV	86%	36W
	27.6V, 0~0.45A (Charger)				

= blank, -C ; Blank: PCB Type, -C: Enclosed Type

100W PSC-100

Model No.	Output	Tol.	R&N	Effi.	Max.
PSC-100A <input type="checkbox"/>	13.8V, 0~7.0A	±1%	100mV	86%	100W
	13.8V, 0~2.5A (Charger)				
PSC-100B <input type="checkbox"/>	27.6V, 0~3.50A	±1%	100mV	88%	101W
	27.6V, 0~1.25A (Charger)				

= blank, -C ; Blank: PCB Type, -C: Enclosed Type

60W PSC-60

Model No.	Output	Tol.	R&N	Effi.	Max.
PSC-60A <input type="checkbox"/>	13.8V, 0~4.3A	±1%	120mV	84%	59W
	13.8V, 0~1.50A (Charger)				
PSC-60B <input type="checkbox"/>	27.6V, 0~2.15A	±1%	240mV	84%	59W
	27.6V, 0~0.75A (Charger)				


= blank, -C ; Blank: PCB Type, -C: Enclosed Type

160W PSC-160

Model No.	Output	Tol.	R&N	Effi.	Max.
PSC-160A <input type="checkbox"/>	13.8V, 0~11.6A	±1%	150mV	88%	160W
	13.8V, 0~4A (Charger)				
PSC-160B <input type="checkbox"/>	27.6V, 0~5.8A	±1%	240mV	90%	160W
	27.6V, 0~2A (Charger)				

= blank, -C ; Blank: PCB Type, -C: Enclosed Type

55W 1~2 Output with Battery Charger



CASE: 901 159x 97x 38 mm

- Universal AC input / Full range
- Protections: Short circuit / Overload / Over voltage
- Battery low protection (except for ADS series)
- DC alarm signal (optional)
- Cooling by free air convection
- Fixed switching frequency at 45kHz
- Approvals: UL / CUL / TUV / CB / CE
- 100% full load burn-in test
- 2 years warranty

AC input voltage range 88~264VAC; 124~370VDC
 AC inrush current Cold start, 20A at 115VAC, 40A at 230VAC
 DC adjustment range 12V, 24V: $\pm 10\%$
 13.8V: 12~14.5V; 27.6V: 24~29V
 Overload protection 105%~150% hiccup mode, auto-recovery
 Over voltage protection CH1: 105%~135% rated output voltage
 Setup, rise, hold up time 800ms, 50ms, 80ms at full load and 230VAC
 Withstand voltage I/P-O/P:3kVAC, I/P-FG:1.5kVAC, 1minute
 Working temperature -10~+60°C (refer to output derating curve)
 Safety standards UL60950-1, TUV EN60950-1 approved
 EMC standards EN55022 class B, EN61000-3-2,3,
 EN61000-4-2,3,4,5,6,8,11
 Connection 8P/ 8.25mm pitch terminal block
 Packing 0.57kg ; 24pcs / 13.7kg / 0.75CUFT

Single Output with 5V, 4A DC-DC Converter

Model No.	Output	Tol.	R&N	Effi.	Max.
ADS-5512	12V, 0~4.0A	$\pm 1\%$	100mV	76%	51W
	5V, 0~4.0A	$\pm 3\%$	100mV		
ADS-5524	24V, 0~2.5A	$\pm 1\%$	100mV	79%	58W
	5V, 0~4.0A	$\pm 3\%$	100mV		

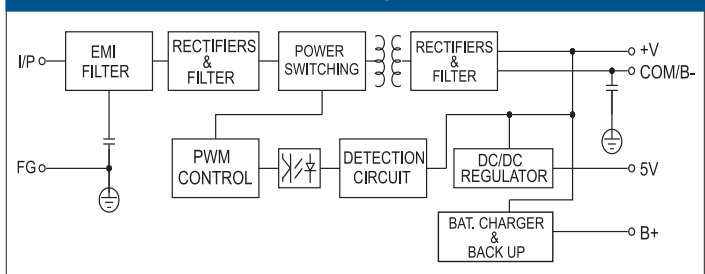
Single Output with Battery Charger (UPS Function)

Model No.	Output	Tol.	R&N	Effi.	Max.
AD-55A	13.8V, 0~4.0A	$\pm 1\%$	100mV	71%	51W
	13.4V, 0~0.23A	(Charger)			
AD-55B	27.6V, 0~2.0A	$\pm 1\%$	100mV	74%	54W
	26.5V, 0~0.16A	(Charger)			

Dual Output with Battery Charger (UPS Function)

Model No.	Output	Tol.	R&N	Effi.	Max.
ADD-55A	13.8V, 0~3.50A	$\pm 1\%$	100mV	71%	53W
	5V, 0~4.00A	$\pm 3\%$	100mV		
	13.4V, 0~0.23A	(Charger)			
ADD-55B	27.6V, 0~2.00A	$\pm 1\%$	150mV	74%	55W
	5V, 0~4.00A	$\pm 3\%$	150mV		
	26.5V, 0~0.16A	(Charger)			

Block Diagram



155W 1~2 Output with Battery Charger and PFC Function



CASE: 906B 199x 110x 50 mm

- Universal AC input / Full range
- PF>0.92@230VAC and full load
- Protections: Short circuit / Overload / Over voltage
- Battery low protection (except for ADS series)
- Cooling by free air convection
- Fixed switching frequency at 134kHz
- Approvals: UL / CUL / TUV / CB / CE
- 100% full load burn-in test
- 2 years warranty

AC input voltage range 88~264VAC; 124~370VDC
 AC inrush current Cold start, 20A at 115VAC, 40A at 230VAC
 DC adjustment range 12V, 24V, 48V: $\pm 10\%$
 13.8V: 12~14.5V; 27.6V: 24~29V; 54V: 48~58V
 Overload protection CH1,2: 105%~135%, charger: 0.51~0.9A;
 constant current limiting, auto-recovery
 Over voltage protection CH1: 115%~135% rated output voltage
 Setup, rise, hold up time ... 1000ms, 90ms, 24ms at full load and 230VAC
 Withstand voltage I/P-O/P:3kVAC, I/P-FG:1.5kVAC, 1minute
 Working temperature -10~+60°C (refer to output derating curve)
 Safety standards UL60950-1, TUV EN60950-1 approved
 EMC standards EN55022 class B, EN61000-3-2,3,
 EN61000-4-2,3,4,5,6,8,11
 Connection 8P/ 9.5mm pitch terminal block
 Packing 1.0kg ; 16pcs / 16.0kg / 0.95CUFT

Single Output with 5V, 3A DC-DC Converter

Model No.	Output	Tol.	R&N	Effi.	Max.
ADS-15512	12V, 0~12.5A	$\pm 2\%$	150mV	77%	153W
	5V, 0~3.00A	$\pm 3\%$	100mV		
ADS-15524	24V, 0~6.50A	$\pm 1\%$	150mV	82%	154W
	5V, 0~3.00A	$\pm 3\%$	100mV		
ADS-15548	48V, 0~3.20A	$\pm 1\%$	240mV	82%	154W
	5V, 0~3.00A	$\pm 5\%$	100mV		

Single Output with Battery Charger (UPS Function)

Model No.	Output	Tol.	R&N	Effi.	Max.
AD-155A	13.8V, 0~11.5A	$\pm 2\%$	150mV	80%	152W
	13.3V, 0~0.50A	(Charger)			
AD-155B	27.6V, 0~5.50A	$\pm 1\%$	150mV	84%	152W
	27.1V, 0~0.50A	(Charger)			
AD-155C	54.0V, 0~2.70A	$\pm 1\%$	240mV	84%	157W
	53.5V, 0~0.50A	(Charger)			

Dual Output with Battery Charger (UPS Function)

Model No.	Output	Tol.	R&N	Effi.	Max.
ADD-155A	13.8V, 0~10.5A	$\pm 1\%$	150mV	78%	153W
	5V, 0~3.00A	$\pm 3\%$	100mV		
	13.3V, 0~0.50A	(Charger)			
ADD-155B	27.6V, 0~5.00A	$\pm 1\%$	200mV	81%	153W
	5V, 0~3.00A	$\pm 3\%$	100mV		
	27.1V, 0~0.50A	(Charger)			
ADD-155C	54.0V, 0~2.50A	$\pm 1\%$	240mV	81%	150W
	5V, 0~3.00A	$\pm 5\%$	100mV		
	53.5V, 0~0.20A	(Charger)			

Security Series/ATX Power



35~75W Single Output

- Universal AC input / Full range
- Protections: Short circuit / Overload / Over voltage / Battery reverse polarity protection by fuse
- Cooling by free air convection
- No load power consumption <math><0.75W</math>
- Suitable for installation in metallic or non-metallic system enclosure
- Temperature compensation function
- LED indicator for power on
- 2 years warranty



AC input voltage range 85~264VAC; 120~370VDC
 DC adjustment range 95%~115% rated output voltage
 Overload protection 120%~165%, hiccup mode, auto-recovery
 Over voltage protection 120%~140%, rated output voltage
 Setup, rise, hold up time 500ms, 30ms, 50ms at full load and 230VAC
 Withstand voltage I/P-O/P: 3kVAC, I/P-FG:1.5kVAC, 1minute
 Working temperature -20~+60°C (refer to output derating curve)
 Safety standards UL60950-1 approved
 EMC standards EN55022 class B, EN61000-3-2,3, EN61000-4-2,3,4,5,6,8,11
 Connection I/P: 3 poles, O/P: 2 poles screw terminal

✦ SCP-35 Series

Model No.	Output	Tol.	R&N	Effi.	Max.
SCP-35-12	13.8V, 0~2.6A	±2%	120mV	83%	36W
SCP-35-24	27.6V, 0~1.4A	±1%	200mV	86%	39W

✦ SCP-50 Series

Model No.	Output	Tol.	R&N	Effi.	Max.
SCP-50-12	13.8V, 0~3.6A	±2%	120mV	81%	50W
SCP-50-24	27.6V, 0~1.8A	±1%	200mV	85%	50W

✦ SCP-75 Series

Model No.	Output	Tol.	R&N	Effi.	Max.
SCP-75-12	13.8V, 0~5.4A	±2%	120mV	81%	75W
SCP-75-24	27.6V, 0~2.7A	±1%	200mV	85%	75W

250~300W Industrial ATX PC Power Supply



- Universal AC input / Full range
- Low profile for 1U/2U rack system
- Built-in active PFC function
- Protections: Short circuit / Overload / Over voltage
- With power good and fail signal output
- Forced air cooling by built-in DC fan
- PS-ON signal input
- 2 years warranty

AC input voltage range 90~264VAC, 127~370VDC
 Setup, rise, hold up time ... 800ms, 20ms, 16ms at 230VAC
 Overload protection 105%~150% shut off, re-power on to recover
 Over voltage protection 110%~140% rated output voltage for CH1~CH3
 Withstand voltage I/P-O/P: 1.5kVAC, I/P-FG:2kVAC, 1minute
 Working temperature -10~+60°C (refer to output derating curve)
 Safety standards UL60950-1, TUV EN60950-1 approved
 EMC standards EN55022 class B, EN61000-3-2,-3, EN61000-4-2,3,4,5,6,8,11

Model No.	Output	Tol.	R&N	Effi.	Max.
IPC-250	3.3V, 0~20A	±5%	50mV	75%	250W
	5V, 1~25A	±5%	50mV		
	12V, 1~15A	±7%	120mV		
	-5V, 0~0.5A	±8%	100mV		
	-12V, 0.1~1.0A	±10%	120mV		
	5VSB, 0~2.0A	±5%	50mV		
IPC-300A	3.3V, 0~20A	±5%	50mV	75%	300W
	5V, 1~30A	±5%	50mV		
	12V, 1~18A	±7%	120mV		
	-5V, 0~0.5A	±8%	100mV		
	-12V, 0.1~1.0A	±10%	120mV		
	5VSB, 0~2.0A	±5%	50mV		
IPC-300B	24V, 0~3.0A	±5%	240mV	80%	300W
	5V, 1~30A	±5%	50mV		
	12V, 1~18A	±7%	120mV		
	-5V, 0~0.5A	±8%	100mV		
	-12V, 0.1~1.0A	±10%	120mV		
	5VSB, 0~2.0A	±5%	50mV		



Best products also need best service.

We have authorized distributors all over the world. They have sufficient stock for your prompt delivery. Also they can offer you technical support & RMA services. Please contact your local distributors for more product information. You can also contact us at info@meanwell.com for information of your local distributors.



We provide specification, drawing, test report and more information, please visit our website — <http://www.meanwell.com>



48hrs delivery—

We keep enough stock for 95% of standard models at our 2400m² warehouse. We can arrange prompt delivery within 48hrs.

0.5W DC-DC Regulated Single Output



0.89"x 0.39"x 0.33"

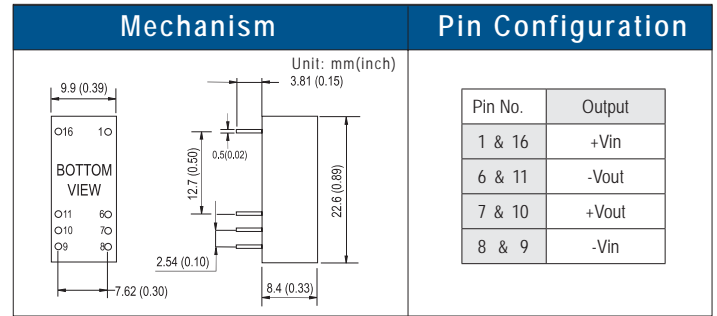
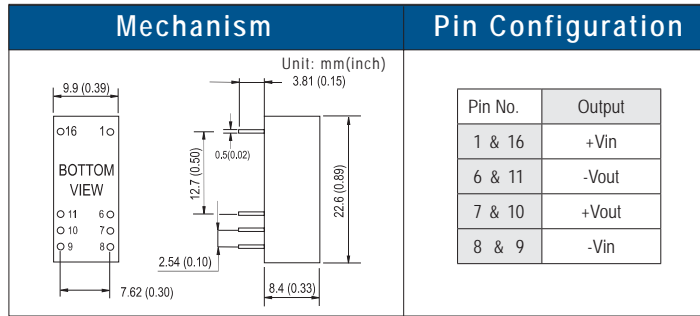
- 1000VDC I/O isolation
- Internal SMD technology
- Built-in EMI filter
- Protection: Short circuit
- Cooling by free air convection
- Non-conductive plastic case
- Dual in line package
- 100% full load burn-in test
- Low cost, high reliability
- 2 years warranty

1W DC-DC Unregulated Single Output



0.89"x 0.39"x 0.33"

- 1000VDC I/O isolation
- Internal SMD technology
- Built-in EMI filter
- Protection: Short circuit
- Cooling by free air convection
- Non-conductive plastic case
- Dual in line package
- 100% full load burn-in test
- Low cost, high reliability
- 2 years warranty



- Voltage set point accuracy... $\pm 2\%$ (typical)
- Line regulation $\pm 1\%$ (max.)
- Load regulation $\pm 1\%$ (max.)@10~100% load
- Input reflected ripple 120mVp-p
- Efficiency 60% (typical)
- Short circuit protection Continuous, auto-recovery
- Switching frequency 50kHz (min.)
- I/O isolation voltage 1000VDC (min.)
- I/O isolation resistance 100M Ω (min.)@ 500VDC
- Isolation capacitance 80pF (max.)
- Working temperature -25°C to +60°C (no derating), +71°C@80% load
- Storage temperature -25°C to +105°C
- Temp. Coefficient $\pm 0.03\%$ / °C (max.)
- Case material non-conductive plastic
- EMC Compliance to EN55022 class B, EN61000-4-2,3,4,5,6,8, FCC part15 class B

- Voltage set point accuracy ... $\pm 2\%$ (max.)
- Line regulation $\pm 1.2\%$ (max.) for 1% input variation
- Load regulation $\pm 8\%$ (max.)@20~100% load
- Input reflected ripple 120mVp-p
- Efficiency 83% (typical)
- Short circuit protection Momentary
- Switching frequency 50kHz (min.)
- I/O isolation voltage 1000VDC (min.)
- I/O isolation resistance 100M Ω (min.)@ 500VDC
- Isolation capacitance 80pF (max.)
- Working temperature -25°C to +60°C (no derating), +71°C@80% load
- Storage temperature -25°C to +105°C
- Temp. Coefficient $\pm 0.03\%$ / °C (max.)
- Case material non-conductive plastic
- EMC Compliance to EN55022 class B, EN61000-4-2,3,4,5,6,8, FCC part15 class B

Model No.	Input (VDC)	Output (VDC)	Current (mA)	R&N (mVp-p)
SRS-0505	5 $\pm 10\%$	5	100	100
SRS-0509	5 $\pm 10\%$	9	56	100
SRS-0512	5 $\pm 10\%$	12	42	100
SRS-0515	5 $\pm 10\%$	15	34	100
SRS-1205	12 $\pm 10\%$	5	100	100
SRS-1209	12 $\pm 10\%$	9	56	100
SRS-1212	12 $\pm 10\%$	12	42	100
SRS-1215	12 $\pm 10\%$	15	34	100
SRS-2405	24 $\pm 10\%$	5	100	100
SRS-2409	24 $\pm 10\%$	9	56	100
SRS-2412	24 $\pm 10\%$	12	42	100
SRS-2415	24 $\pm 10\%$	15	34	100
SRS-4805	48 $\pm 10\%$	5	100	100
SRS-4809	48 $\pm 10\%$	9	56	100
SRS-4812	48 $\pm 10\%$	12	42	100
SRS-4815	48 $\pm 10\%$	15	34	100

Model No.	Input (VDC)	Output (VDC)	Current (mA)	R&N (mVp-p)
SUS01L-05	5 $\pm 10\%$	5	200	100
SUS01L-09	5 $\pm 10\%$	9	111	100
SUS01L-12	5 $\pm 10\%$	12	84	100
SUS01L-15	5 $\pm 10\%$	15	67	100
SUS01M-05	12 $\pm 10\%$	5	200	100
SUS01M-09	12 $\pm 10\%$	9	111	100
SUS01M-12	12 $\pm 10\%$	12	84	100
SUS01M-15	12 $\pm 10\%$	15	67	100
SUS01N-05	24 $\pm 10\%$	5	200	100
SUS01N-09	24 $\pm 10\%$	9	111	100
SUS01N-12	24 $\pm 10\%$	12	84	100
SUS01N-15	24 $\pm 10\%$	15	67	100
SUS01O-05	48 $\pm 10\%$	5	200	100
SUS01O-09	48 $\pm 10\%$	9	111	100
SUS01O-12	48 $\pm 10\%$	12	84	100
SUS01O-15	48 $\pm 10\%$	15	67	100

1W DC-DC Unregulated Single Output



0.50"x 0.30"x 0.24"

- 1000VDC I/O isolation
- Internal SMD technology
- Protection: Short circuit
- Cooling by free air convection
- Non-conductive plastic case
- SMD package style
- 100% full load burn-in test
- Low cost, high reliability
- 1 year warranty

Mechanism		Pin Configuration																			
Unit: mm(inch)																					
		<table border="1"> <thead> <tr> <th>Pin No.</th> <th>Output</th> </tr> </thead> <tbody> <tr><td>1</td><td>-Vin</td></tr> <tr><td>2</td><td>+Vin</td></tr> <tr><td>3</td><td>NC</td></tr> <tr><td>4</td><td>-Vout</td></tr> <tr><td>5</td><td>+Vout</td></tr> <tr><td>6</td><td>NC</td></tr> <tr><td>7</td><td>NC</td></tr> <tr><td>8</td><td>NC</td></tr> </tbody> </table>		Pin No.	Output	1	-Vin	2	+Vin	3	NC	4	-Vout	5	+Vout	6	NC	7	NC	8	NC
Pin No.	Output																				
1	-Vin																				
2	+Vin																				
3	NC																				
4	-Vout																				
5	+Vout																				
6	NC																				
7	NC																				
8	NC																				

- Voltage set point accuracy ±8% (max.)
- Line regulation ±1.2% (max.) for 1% input variation
- Load regulation ±8% (max.)@20~100% load
- Input reflected ripple 100mVp-p
- Efficiency 75% (typical)
- Short circuit protection Momentary
- Switching frequency 100kHz (typical)
- I/O isolation voltage 1000VDC (min.)
- I/O isolation resistance 100MΩ (min.)@ 500VDC
- Working temperature -40°C to +85°C
- Storage temperature -40°C to +105°C
- Temp. Coefficient ±0.03% / °C (max.)
- Case material non-conductive plastic
- Safety standards UL60950-1 approved

Model No.	Input (VDC)	Output (VDC)	Current (mA)	R&N (mVp-p)
SBT01L-05	5±10%	5	200	100
SBT01L-09	5±10%	9	111	100
SBT01L-12	5±10%	12	84	100
SBT01L-15	5±10%	15	67	100
SBT01M-05	12±10%	5	200	100
SBT01M-09	12±10%	9	111	100
SBT01M-12	12±10%	12	84	100
SBT01M-15	12±10%	15	67	100

1W DC-DC Unregulated Single and Dual Output



0.60"x 0.295"x 0.255"

- 3000VDC I/O isolation
- Internal SMD technology
- Protection: Short circuit
- Cooling by free air convection
- Non-conductive plastic case
- SMD package style
- 100% full load burn-in test
- Low cost, high reliability
- 1 year warranty

Mechanism		Pin Configuration																																					
Unit: mm(inch)																																							
		<table border="1"> <thead> <tr> <th rowspan="2">Pin No.</th> <th colspan="2">Output</th> </tr> <tr> <th>Single</th> <th>Dual</th> </tr> </thead> <tbody> <tr><td>1</td><td>-Vin</td><td>-Vin</td></tr> <tr><td>2</td><td>+Vin</td><td>+Vin</td></tr> <tr><td>3</td><td>NC</td><td>NC</td></tr> <tr><td>5</td><td>-Vout</td><td>COM</td></tr> <tr><td>6</td><td>NC</td><td>-Vout</td></tr> <tr><td>7</td><td>NC</td><td>NC</td></tr> <tr><td>8</td><td>+Vout</td><td>+Vout</td></tr> <tr><td>10</td><td>NC</td><td>NC</td></tr> <tr><td>11</td><td>NC</td><td>NC</td></tr> <tr><td>12</td><td>NC</td><td>NC</td></tr> </tbody> </table>			Pin No.	Output		Single	Dual	1	-Vin	-Vin	2	+Vin	+Vin	3	NC	NC	5	-Vout	COM	6	NC	-Vout	7	NC	NC	8	+Vout	+Vout	10	NC	NC	11	NC	NC	12	NC	NC
Pin No.	Output																																						
	Single	Dual																																					
1	-Vin	-Vin																																					
2	+Vin	+Vin																																					
3	NC	NC																																					
5	-Vout	COM																																					
6	NC	-Vout																																					
7	NC	NC																																					
8	+Vout	+Vout																																					
10	NC	NC																																					
11	NC	NC																																					
12	NC	NC																																					

- Voltage set point accuracy ±8% (max.)
- Line regulation ±1.2% (max.) for 1% input variation
- Load regulation ±8% (max.)@20~100% load
- Efficiency 79% (typical)
- Short circuit protection Momentary
- Switching frequency 100kHz (typical)
- I/O isolation voltage 3000VDC (min.)
- I/O isolation resistance 100MΩ (min.)@ 500VDC
- Working temperature -40°C to +85°C
- Storage temperature -40°C to +105°C
- Temp. Coefficient ±0.03% / °C (max.)
- Case material non-conductive plastic
- Safety standards UL60950-1, CSA C22.2 approved

Model No.	Input (VDC)	Output (VDC)	Current (mA)	R&N (mVp-p)
SFT01L-05	5±10%	5	200	100
SFT01L-09	5±10%	9	111	100
SFT01L-12	5±10%	12	84	100
SFT01L-15	5±10%	15	67	100
SFT01M-05	12±10%	5	200	100
SFT01M-12	12±10%	12	84	100
SFT01M-15	12±10%	15	67	100

Model No.	Input (VDC)	Output (VDC)	Current (mA)	R&N (mVp-p)
DET01L-05	5±10%	±5	±100	100
DET01L-09	5±10%	±9	±56	100
DET01L-12	5±10%	±12	±42	100
DET01L-15	5±10%	±15	±33	100
DET01M-15	12±10%	±15	±33	100



We provide specification, drawing, test report and more information, please visit our website — <http://www.meanwell.com>



Best products also need best service.
We have authorized distributors all over the world. They have sufficient stock for your prompt delivery. Also they can offer you technical support & RMA services. Please contact your local distributors for more product information. You can also contact us at info@meanwell.com for information of your local distributors.



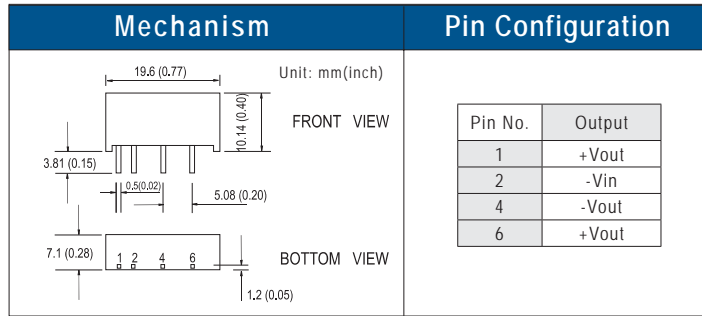
Customer Satisfaction —
Today's effort, tomorrow's reward. Continuously improve CQTS to satisfy customer is our goal.

1W DC-DC Regulated Single Output



0.77"x 0.28"x 0.4"


- 1000VDC I/O isolation
- Internal SMD technology
- Built-in EMI filter
- Protection: Short circuit / Overload
- Cooling by free air convection
- Non-conductive plastic case
- Single in line package
- 100% full load burn-in test
- Low cost, high reliability
- 2 years warranty



- Voltage set point accuracy ... $\pm 2\%$ (typical)
- Line regulation $\pm 1\%$ (max.)
- Load regulation $\pm 1\%$ (max.)@10~100% load
- Efficiency 65% (typical)
- Overload protection >110% hiccup mode, auto-recovery
- Short circuit protection Continuous, auto-recovery
- Switching frequency 50kHz (min.)
- I/O isolation voltage 1000VDC (min.)
- I/O isolation resistance 100M Ω (min.)
- Isolation capacitance 80pF (max.)
- Working temperature -25~+71°C (refer to output derating curve)
- Storage temperature -25°C to +105°C
- Temp. Coefficient $\pm 0.03\%$ / °C (max.)
- Case material non-conductive plastic
- EMC Compliance to EN55022 class B, EN61000-4-2,3,4,5,6,8, FCC part15 class B

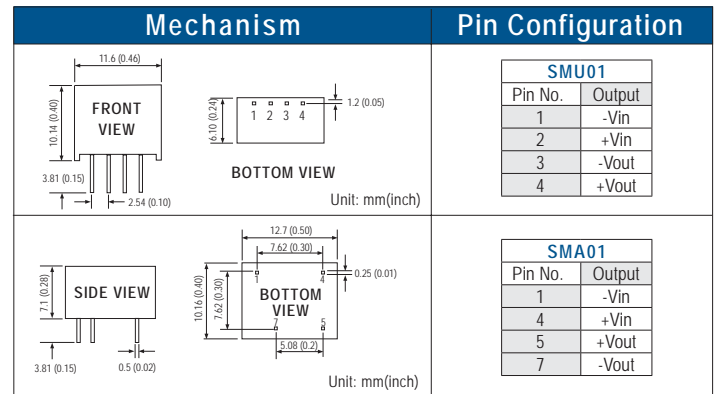
Model No.	Input (VDC)	Output (VDC)	Current (mA)	R&N (mVp-p)
SPR01L-05	5 $\pm 10\%$	5	200	100
SPR01L-09	5 $\pm 10\%$	9	100	100
SPR01L-12	5 $\pm 10\%$	12	84	100
SPR01L-15	5 $\pm 10\%$	15	67	100
SPR01M-05	12 $\pm 10\%$	5	200	100
SPR01M-09	12 $\pm 10\%$	9	100	100
SPR01M-12	12 $\pm 10\%$	12	84	100
SPR01M-15	12 $\pm 10\%$	15	67	100
SPR01N-05	24 $\pm 10\%$	5	200	100
SPR01N-09	24 $\pm 10\%$	9	100	100
SPR01N-12	24 $\pm 10\%$	12	84	100
SPR01N-15	24 $\pm 10\%$	15	67	100
SPR01O-05	48 $\pm 10\%$	5	200	100
SPR01O-09	48 $\pm 10\%$	9	100	100
SPR01O-12	48 $\pm 10\%$	12	84	100
SPR01O-15	48 $\pm 10\%$	15	67	100

1W DC-DC Unregulated Single Output



0.5"x 0.4"x 0.28"

- 1500VDC I/O isolation
- Operating temperature range -40~85°C without derating
- Internal SMD technology
- Built-in EMI filter
- Protection: Short circuit
- Cooling by free air convection
- Non-conductive plastic case
- Dual in line package for SMA01
- 100% full load burn-in test
- Industry standard pinout
- 2 years warranty




- Voltage set point accuracy $\pm 2\%$ (max.)
- Line regulation $\pm 1.2\%$ (max.) for 1% input variation
- Load regulation $\pm 8\%$ (max.)@20~100% load
- Input reflected ripple 100mVp-p
- Efficiency 80% (typical)
- Short circuit protection Momentary
- Switching frequency 100kHz (min.)
- I/O isolation voltage 1500VDC (min.)
- I/O isolation resistance 100M Ω (min.)@ 500VDC
- Isolation capacitance 80pF (max.)
- Working temperature -40~+85°C (no derating)
- Storage temperature -55°C to +125°C
- EMC Compliance to EN55022 class B, EN61000-4-2,3,4,5,6,8, FCC part15 class B

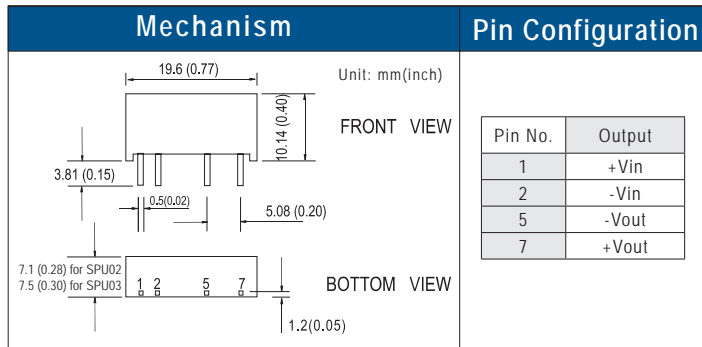
Model No.	Input (VDC)	Output (VDC)	Current (mA)	R&N (mVp-p)
SMU01L-05	5 $\pm 10\%$	5	200	100
SMU01L-09	5 $\pm 10\%$	9	110	100
SMU01L-12	5 $\pm 10\%$	12	84	100
SMU01L-15	5 $\pm 10\%$	15	67	100
SMU01M-05	12 $\pm 10\%$	5	200	100
SMU01M-09	12 $\pm 10\%$	9	110	100
SMU01M-12	12 $\pm 10\%$	12	84	100
SMU01M-15	12 $\pm 10\%$	15	67	100
SMU01N-05	24 $\pm 10\%$	5	200	100
SMU01N-09	24 $\pm 10\%$	9	110	100
SMU01N-12	24 $\pm 10\%$	12	84	100
SMU01N-15	24 $\pm 10\%$	15	67	100

Model No.	Input (VDC)	Output (VDC)	Current (mA)	R&N (mVp-p)
SMA01L-05	5 $\pm 10\%$	5	200	100
SMA01L-09	5 $\pm 10\%$	9	110	100
SMA01L-12	5 $\pm 10\%$	12	84	100
SMA01L-15	5 $\pm 10\%$	15	67	100
SMA01M-05	12 $\pm 10\%$	5	200	100
SMA01M-09	12 $\pm 10\%$	9	110	100
SMA01M-12	12 $\pm 10\%$	12	84	100
SMA01M-15	12 $\pm 10\%$	15	67	100
SMA01N-05	24 $\pm 10\%$	5	200	100
SMA01N-09	24 $\pm 10\%$	9	110	100
SMA01N-12	24 $\pm 10\%$	12	84	100
SMA01N-15	24 $\pm 10\%$	15	67	100

2~3W DC-DC Unregulated Single Output



- 3000VDC I/O isolation
- Internal SMD technology
- Built-in EMI filter
- Protection: Short circuit
- Cooling by free air convection
- Non-conductive plastic case
- Single in line package
- 100% full load burn-in test
- Low cost, high reliability
- 2 years warranty



- Voltage set point accuracy ... $\pm 2\%$ (max.)
- Line regulation $\pm 1.2\%$ (max.) for 1% input variation
- Load regulation $\pm 8\%$ (max.)@20~100% load
- Efficiency 83% (typical) for SPU02; 88% (typical) for SPU03
- Short circuit protection Momentary
- Switching frequency 100kHz (min.) for SPU02; 60kHz (min.) for SPU03
- I/O isolation voltage 3000VDC (min.)
- I/O isolation resistance 100M Ω (min.)
- Isolation capacitance 80pF (max.)
- Working temperature -40~+71°C (refer to output derating curve) for SPU02
 -40~+90°C (refer to output derating curve) for SPU03
- Storage temperature -40°C to +105°C
- Temp. Coefficient $\pm 0.03\%$ / °C (max.)
- Case material non-conductive plastic
- EMC Compliance to EN55022 class B,
 EN61000-4-2,3,4,5,6,8, FCC part15 class B

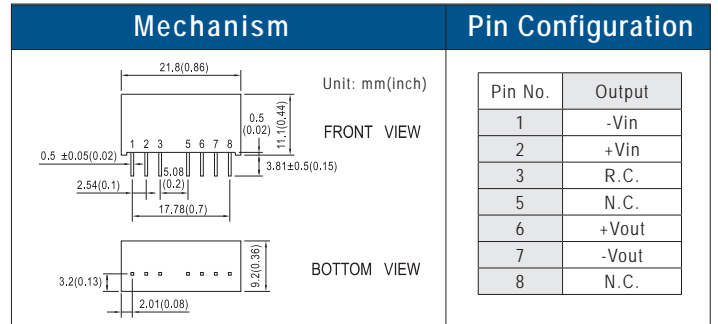
Model No.	Input (VDC)	Output (VDC)	Current (mA)	R&N (mVp-p)
SPU02L-05	5 \pm 10%	5	400	100
SPU02L-12	5 \pm 10%	12	167	100
SPU02L-15	5 \pm 10%	15	133	100
SPU02M-05	12 \pm 10%	5	400	100
SPU02M-12	12 \pm 10%	12	167	100
SPU02M-15	12 \pm 10%	15	133	100
SPU02N-05	24 \pm 10%	5	400	100
SPU02N-12	24 \pm 10%	12	167	100
SPU02N-15	24 \pm 10%	15	133	100

Model No.	Input (VDC)	Output (VDC)	Current (mA)	R&N (mVp-p)
SPU03L-05	5 \pm 10%	5	600	50
SPU03L-12	5 \pm 10%	12	250	50
SPU03L-15	5 \pm 10%	15	200	50
SPU03M-05	12 \pm 10%	5	600	50
SPU03M-12	12 \pm 10%	12	250	50
SPU03M-15	12 \pm 10%	15	200	50
SPU03N-05	24 \pm 10%	5	600	50
SPU03N-12	24 \pm 10%	12	250	50
SPU03N-15	24 \pm 10%	15	200	50

2~5W DC-DC Regulated Single Output



- 2:1 wide input range
- 4:1 wide input range (option) for 2W
- 1000VDC I/O isolation for 2W/3W
- 1500VDC I/O isolation for 5W
- Built-in remote ON/OFF control
- Built-in EMI filter
- Protection: Short circuit / Overload
- Cooling by free air convection
- Non-conductive plastic case
- Single in line package
- 100% full load burn-in test
- Modified models available: output 3.3V / 9V
- 2 years warranty



- Voltage set point accuracy $\pm 2\%$ (max.)
- Line regulation $\pm 0.5\%$ (max.)
- Load regulation $\pm 0.5\%$ (max.)@10~100% load
- Efficiency 85% (typical)
- Short circuit protection Continuous, auto-recovery
- Overload protection 150%~250%, auto-recovery
- I/O isolation voltage 1000VDC (min.) for 2W/3W, 1500VDC (min.) for 5W
- I/O isolation resistance 100M Ω (min.)
- Working temperature -40~+85°C (refer to output derating curve)
- Case material non-conductive plastic
- EMC Compliance to EN55022 class B,
 EN61000-4-2,3,4,5,6,8, FCC part15 class B

Model No.	Input (VDC)	Output (VDC)	Current (mA)	R&N (mVp-p)
SPA02E-05	4.5~9	5	400	60
SPA02E-12	4.5~9	12	150	60
SPA02E-15	4.5~9	15	120	60
SPA02A-05	9~18	5	400	60
SPA02A-12	9~18	12	167	60
SPA02A-15	9~18	15	133	60
SPA02B-05	18~36	5	400	60
SPA02B-12	18~36	12	167	60
SPA02B-15	18~36	15	133	60
SPA02C-05	36~72	5	400	60
SPA02C-12	36~72	12	167	60
SPA02C-15	36~72	15	133	60

Model No.	Input (VDC)	Output (VDC)	Current (mA)	R&N (mVp-p)
SPB03E-05	4.5~9	5	600	50
SPB03E-12	4.5~9	12	250	60
SPB03E-15	4.5~9	15	200	60
SPB03A-05	9~18	5	600	50
SPB03A-12	9~18	12	250	60
SPB03A-15	9~18	15	200	60
SPB03B-05	18~36	5	600	50
SPB03B-12	18~36	12	250	60
SPB03B-15	18~36	15	200	60
SPB03C-05	36~72	5	600	50
SPB03C-12	36~72	12	250	60
SPB03C-15	36~72	15	200	60

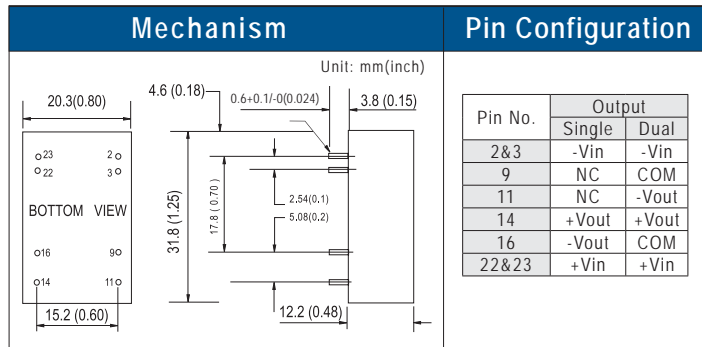
Model No.	Input (VDC)	Output (VDC)	Current (mA)	R&N (mVp-p)
SPB05A-05	9~18	5	1000	80
SPB05A-12	9~18	12	417	90
SPB05A-15	9~18	15	333	90
SPB05B-05	18~36	5	1000	80
SPB05B-12	18~36	12	417	90
SPB05B-15	18~36	15	333	90
SPB05C-05	36~72	5	1000	80
SPB05C-12	36~72	12	417	90
SPB05C-15	36~72	15	333	90

3W DC-DC Regulated Single and Dual Output



1.25"x 0.8"x 0.48"

- 2:1 wide input range
- 4:1 wide input range (option)
- 1000VDC I/O isolation
- 3000VDC I/O isolation (option)
- Built-in EMI filter
- Protection: Short circuit / Overload
- Cooling by free air convection
- Five-sided shield metal case
- 100% full load burn-in test
- Low cost, high reliability
- 2 years warranty



- Voltage set point accuracy $\pm 2\%$ (max.)
 Line regulation $\pm 0.5\%$ (max.)
 Load regulation $\pm 0.5\%$ (max.)@10~100% load
 Efficiency 82% (typical)
 Short circuit protection Continuous, auto-recovery
 Overload protection 160%~250%, auto-recovery
 I/O isolation voltage 1000VDC (min.)
 I/O isolation resistance 100M Ω (min.)@ 500VDC
 Isolation capacitance 80pF (max.)
 Working temperature -40~+71°C (refer to output derating curve)
 Storage temperature -40°C to +105°C
 Temp. Coefficient $\pm 0.03\%$ / °C (max.)
 Case material Five-sided shield metal case
 EMC Compliance to EN55022 class B,
 EN61000-4-2,3,4,5,6,8, FCC part15 class B

Single Output

Model No.	Input (VDC)	Output (VDC)	Current (mA)	R&N (mVp-p)
SCW03A-05	9-18	5	600	50
SCW03A-12	9-18	12	250	60
SCW03A-15	9-18	15	200	60
SCW03B-05	18-36	5	600	50
SCW03B-12	18-36	12	250	60
SCW03B-15	18-36	15	200	60
SCW03C-05	36-72	5	600	50
SCW03C-12	36-72	12	250	60
SCW03C-15	36-72	15	200	60

Dual Output

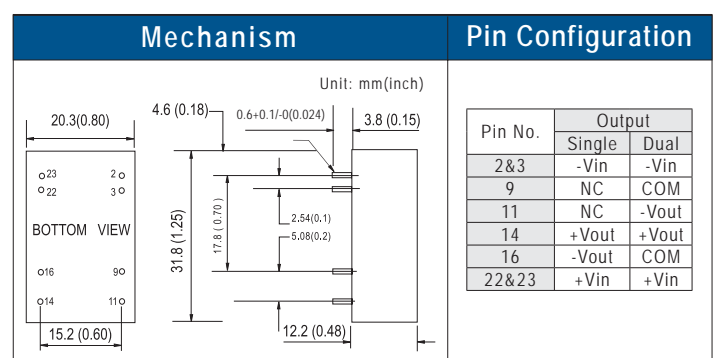
Model No.	Input (VDC)	Output (VDC)	Current (mA)	R&N (mVp-p)
DCW03A-05	9-18	± 5	± 300	50
DCW03A-12	9-18	± 12	± 125	60
DCW03A-15	9-18	± 15	± 100	60
DCW03B-05	18-36	± 5	± 300	50
DCW03B-12	18-36	± 12	± 125	60
DCW03B-15	18-36	± 15	± 100	60
DCW03C-05	36-72	± 5	± 300	50
DCW03C-12	36-72	± 12	± 125	60
DCW03C-15	36-72	± 15	± 100	60

5~6W DC-DC Regulated Single and Dual Output



1.25"x 0.8"x 0.48"

- 2:1 wide input range
- 4:1 wide input range(option)
- 1000VDC I/O isolation
- 3000VDC I/O isolation(option)
- Built-in EMI filter
- Protection: Short circuit / Overload
- Cooling by free air convection
- Five-sided shield metal case
- 100% full load burn-in test
- Low cost, high reliability
- 2 years warranty



- Voltage set point accuracy $\pm 2\%$ (max.)
 Line regulation $\pm 0.5\%$ (max.)
 Load regulation $\pm 0.5\%$ (max.)@20~100% load
 Efficiency 85% (typical)
 Short circuit protection Continuous, auto-recovery
 Overload protection 150%~250%, auto-recovery
 I/O isolation voltage 1000VDC (min.)
 I/O isolation resistance 100M Ω (min.)@ 500VDC
 Isolation capacitance 80pF (max.)
 Working temperature -40~+71°C (refer to output derating curve)
 Storage temperature -40°C to +105°C
 Temp. Coefficient $\pm 0.03\%$ / °C (max.)
 Case material Five-sided shield metal case
 EMC Compliance to EN55022 class B,
 EN61000-4-2,3,4,5,6,8, FCC part15 class B


Single Output

Model No.	Input (VDC)	Output (VDC)	Current (mA)	R&N (mVp-p)
SCW05A-05	9-18	5	1000	50
SCW05A-09	9-18	9	556	60
SCW05A-12	9-18	12	470	60
SCW05A-15	9-18	15	400	60
SCW05B-05	18-36	5	1000	50
SCW05B-09	18-36	9	556	60
SCW05B-12	18-36	12	470	60
SCW05B-15	18-36	15	400	60
SCW05C-05	36-72	5	1000	50
SCW05C-09	36-72	9	556	60
SCW05C-12	36-72	12	470	60
SCW05C-15	36-72	15	400	60

Dual Output

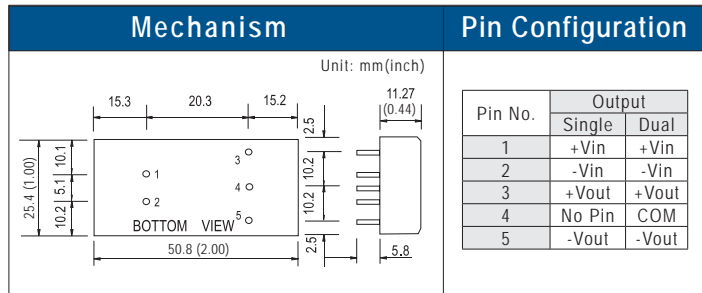
Model No.	Input (VDC)	Output (VDC)	Current (mA)	R&N (mVp-p)
DCW05A-05	9-18	± 5	± 500	50
DCW05A-12	9-18	± 12	± 230	60
DCW05A-15	9-18	± 15	± 190	60
DCW05B-05	18-36	± 5	± 500	50
DCW05B-12	18-36	± 12	± 230	60
DCW05B-15	18-36	± 15	± 190	60
DCW05C-05	36-72	± 5	± 500	50
DCW05C-12	36-72	± 12	± 230	60
DCW05C-15	36-72	± 15	± 190	60

5W DC-DC Regulated Single and Dual Output



2"x 1"x 0.44"

- 2:1 wide input range
- 4:1 wide input range(option)
- 1000VDC I/O isolation
- 3000VDC I/O isolation(option)
- Built-in EMI filter
- Protection: Short circuit / Overload
- Cooling by free air convection
- Six-sided shield metal case
- 100% full load burn-in test
- Low cost, high reliability
- 2 years warranty



- Voltage set point accuracy ...±2% (max.)
 Line regulation±0.2% (max.)
 Load regulation±0.5% (max.)@10~100% load
 Efficiency 85% (typical)
 Short circuit protection Continuous, auto-recovery
 Overload protection 160%~250%, auto-recovery
 I/O isolation voltage 1000VDC (min.)
 I/O isolation resistance 100MΩ (min.)@ 500VDC
 Working temperature -25~+71°C (refer to output derating curve)
 Storage temperature -25°C to +105°C
 Temp. Coefficient±0.03% / °C (max.)
 Case material Six-sided shield metal case
 EMC Compliance to EN55022 class B,
 EN61000-4-2,3,4,5,6,8, FCC part15 class B

Single Output

Model No.	Input (VDC)	Output (VDC)	Current (mA)	R&N (mVp-p)
SLW05A-05	9~18	5	1000	50
SLW05A-09	9~18	9	556	60
SLW05A-12	9~18	12	417	60
SLW05A-15	9~18	15	333	60
SLW05B-05	18~36	5	1000	50
SLW05B-09	18~36	9	556	60
SLW05B-12	18~36	12	417	60
SLW05B-15	18~36	15	333	60
SLW05C-05	36~72	5	1000	50
SLW05C-09	36~72	9	556	60
SLW05C-12	36~72	12	417	60
SLW05C-15	36~72	15	333	60

Dual Output

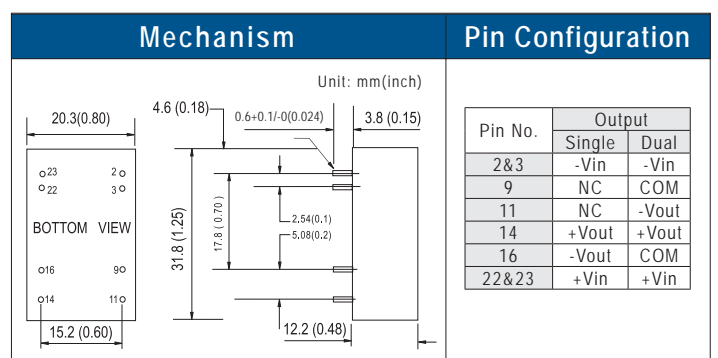
Model No.	Input (VDC)	Output (VDC)	Current (mA)	R&N (mVp-p)
DLW05A-05	9~18	±5	±500	50
DLW05A-12	9~18	±12	±208	60
DLW05A-15	9~18	±15	±167	60
DLW05B-05	18~36	±5	±500	50
DLW05B-12	18~36	±12	±208	60
DLW05B-15	18~36	±15	±167	60
DLW05C-05	36~72	±5	±500	50
DLW05C-12	36~72	±12	±208	60
DLW05C-15	36~72	±15	±167	60

8W DC-DC Regulated Single and Dual Output



1.25"x 0.8"x 0.48"

- 2:1 wide input range
- 1000VDC I/O isolation
- Built-in EMI filter
- Protection: Short circuit / Overload
- Cooling by free air convection
- Five-sided shield metal case
- 100% full load burn-in test
- Low cost, high reliability
- 2 years warranty



- Voltage set point accuracy ±2% (max.)
 Line regulation±0.5% (max.)
 Load regulation±0.5% (max.)@20~100% load
 Efficiency 82% (typical)
 Short circuit protection Continuous, auto-recovery
 Overload protection 110%~250%, auto-recovery
 I/O isolation voltage 1000VDC (min.)
 I/O isolation resistance 100MΩ (min.)@ 500VDC
 Isolation capacitance 250pF (max.)
 Working temperature -40~+71°C (refer to output derating curve)
 Storage temperature -40°C to +105°C
 Temp. Coefficient±0.03% / °C (max.)
 Case material Five-sided shield metal case
 EMC Compliance to EN55022 class B,
 EN61000-4-2,3,4,5,6,8, FCC part15 class B


Single Output

Model No.	Input (VDC)	Output (VDC)	Current (mA)	R&N (mVp-p)
SCW08A-05	9~18	5	1600	50
SCW08A-12	9~18	12	670	60
SCW08A-15	9~18	15	533	60
SCW08B-05	18~36	5	1600	50
SCW08B-12	18~36	12	670	60
SCW08B-15	18~36	15	533	60
SCW08C-05	36~72	5	1600	50
SCW08C-12	36~72	12	670	60
SCW08C-15	36~72	15	533	60

Dual Output

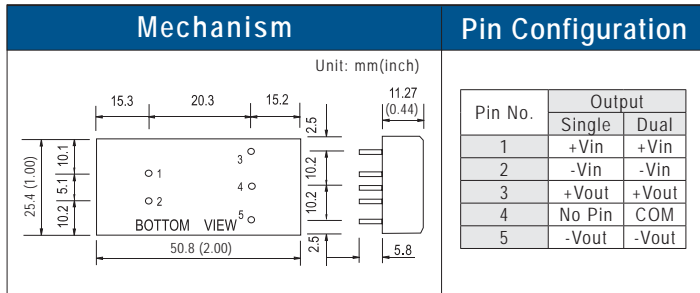
Model No.	Input (VDC)	Output (VDC)	Current (mA)	R&N (mVp-p)
DCW08A-05	9~18	±5	±800	50
DCW08A-12	9~18	±12	±335	60
DCW08A-15	9~18	±15	±267	60
DCW08B-05	18~36	±5	±800	50
DCW08B-12	18~36	±12	±335	60
DCW08B-15	18~36	±15	±267	60
DCW08C-05	36~72	±5	±800	50
DCW08C-12	36~72	±12	±335	60
DCW08C-15	36~72	±15	±267	60

10W DC-DC Regulated Single and Dual Output



2"x 1"x 0.44"

- 2:1 wide input range
- 4:1 wide input range(option)
- 1000VDC I/O isolation
- 3000VDC I/O isolation (option)
- Built-in EMI filter
- Protection: Short circuit / Overload
- Cooling by free air convection
- Six-sided shield metal case
- 100% full load burn-in test
- Low cost, high reliability
- 2 years warranty



- Voltage set point accuracy ... $\pm 2\%$ (max.)
 Line regulation $\pm 0.3\%$ (max.)
 Load regulation $\pm 0.5\%$ (max.)@10~100% load
 Efficiency 85% (typical)
 Short circuit protection Continuous, auto-recovery
 Overload protection 160%~250%, auto-recovery
 I/O isolation voltage 1000VDC (min.)
 I/O isolation resistance 100M Ω (min.)@ 500VDC
 Working temperature -25~+71°C (refer to output derating curve)
 Storage temperature -25°C to +105°C
 Temp. Coefficient $\pm 0.03\%$ / °C (max.)
 Case material Six-sided shield metal case
 EMC Compliance to EN55022 class B,
 EN61000-4-2,3,4,5,6,8, FCC part15 class B

Single Output

Model No.	Input (VDC)	Output (VDC)	Current (mA)	R&N (mVp-p)
SKE10A-05	9-18	5	2000	50
SKE10A-12	9-18	12	840	60
SKE10A-15	9-18	15	666	60
SKE10A-24	9-18	24	420	80
SKE10B-05	18-36	5	2000	50
SKE10B-12	18-36	12	840	60
SKE10B-15	18-36	15	666	60
SKE10B-24	18-36	24	420	80
SKE10C-05	36-72	5	2000	50
SKE10C-12	36-72	12	840	60
SKE10C-15	36-72	15	666	60
SKE10C-24	36-72	24	420	80

Dual Output

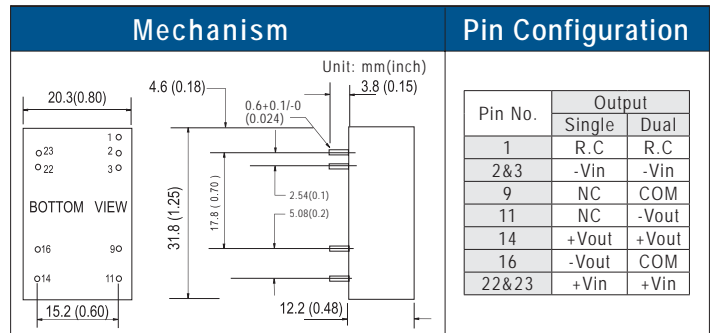
Model No.	Input (VDC)	Output (VDC)	Current (mA)	R&N (mVp-p)
DKE10A-05	9-18	± 5	± 1000	50
DKE10A-12	9-18	± 12	± 420	60
DKE10A-15	9-18	± 15	± 333	60
DKE10A-24	9-18	± 24	± 210	80
DKE10B-05	18-36	± 5	± 1000	50
DKE10B-12	18-36	± 12	± 420	60
DKE10B-15	18-36	± 15	± 333	60
DKE10B-24	18-36	± 24	± 210	80
DKE10C-05	36-72	± 5	± 1000	50
DKE10C-12	36-72	± 12	± 420	60
DKE10C-15	36-72	± 15	± 333	60
DKE10C-24	36-72	± 24	± 210	80

12W DC-DC Regulated Single and Dual Output



1.25"x 0.8"x 0.48"

- 2:1 wide input range
- 1500VDC I/O isolation
- Built-in remote ON/OFF control
- Built-in EMI filter
- Protection: Short circuit / Overload
- Cooling by free air convection
- Five-sided shield metal case
- 100% full load burn-in test
- Low cost, high reliability
- Modified models available:
output 2.5V / 3.3V
- 2 years warranty



- Voltage set point accuracy ... $\pm 2\%$ (max.)
 Line regulation $\pm 0.5\%$ (max.)
 Load regulation $\pm 0.5\%$ (max.)@20~100% load
 Efficiency 85% (typical)
 Short circuit protection Continuous, auto-recovery
 Overload protection 110%~180%, auto-recovery
 I/O isolation voltage 1500VDC (min.)
 I/O isolation resistance 100M Ω (min.)@ 500VDC
 Working temperature -40~+71°C (refer to output derating curve)
 Storage temperature -40°C to +105°C
 Temp. Coefficient $\pm 0.03\%$ / °C (max.)
 Case material Five-sided shield metal case
 EMC Compliance to EN55022 class A,
 EN61000-4-2,3,4,5,6,8, FCC part15 class A

Single Output

Model No.	Input (VDC)	Output (VDC)	Current (mA)	R&N (mVp-p)
SCW12A-05	9-18	5	2400	50
SCW12A-12	9-18	12	1000	60
SCW12A-15	9-18	15	800	60
SCW12B-05	18-36	5	2400	50
SCW12B-12	18-36	12	1000	60
SCW12B-15	18-36	15	800	60
SCW12C-05	36-72	5	2400	50
SCW12C-12	36-72	12	1000	60
SCW12C-15	36-72	15	800	60

Dual Output

Model No.	Input (VDC)	Output (VDC)	Current (mA)	R&N (mVp-p)
DCW12A-05	9-18	± 5	± 1200	50
DCW12A-12	9-18	± 12	± 500	60
DCW12A-15	9-18	± 15	± 400	60
DCW12B-05	18-36	± 5	± 1200	50
DCW12B-12	18-36	± 12	± 500	60
DCW12B-15	18-36	± 15	± 400	60
DCW12C-05	36-72	± 5	± 1200	50
DCW12C-12	36-72	± 12	± 500	60
DCW12C-15	36-72	± 15	± 400	60

15W DC-DC Regulated Single Output



1"x 1"x 0.39"

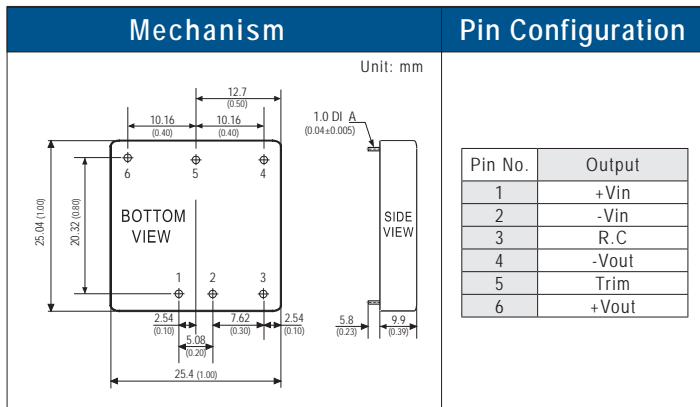
- 1"x1" compact size
- 2:1 wide input range
- 1500VDC I/O isolation
- High efficiency up to 88%
- Built-in remote ON/OFF control
- Built-in EMI filter
- Trimming output ($\pm 10\%$)
- Protections: Short circuit / Overload / Over voltage
- Cooling by free air convection
- 100% full load burn-in test
- Low cost, high reliability
- 2 years warranty

15W DC-DC Regulated Single and Dual Output



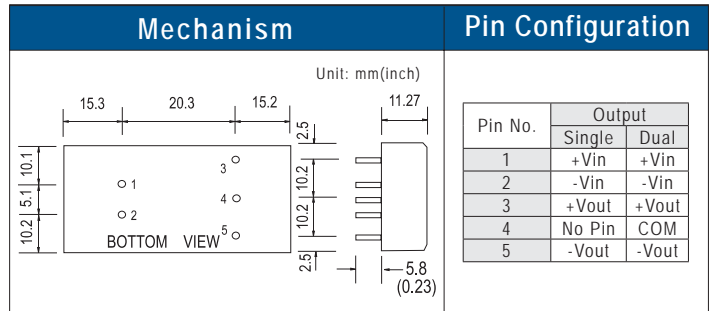
2"x 1"x 0.44"

- 2:1 wide input range
- 4:1 wide input range(option)
- 1000VDC I/O isolation
- 3000VDC I/O isolation (option)
- Built-in EMI filter
- Protection: Short circuit / Overload
- Cooling by free air convection
- Six-sided shield metal case
- 100% full load burn-in test
- Low cost, high reliability
- 2 years warranty



- Voltage set point accuracy ... $\pm 2\%$ (max.)
- Line regulation $\pm 0.5\%$ (max.)
- Load regulation $\pm 0.5\%$ (max.) @10%~100% load
- Overload protection 110%~180%, auto-recovery
- Over voltage protection Clamp by TVS diode
- Efficiency 88% (typical)
- I/O isolation voltage 1500VDC(min.)
- I/O isolation resistance 100M Ω (min.) @500VDC
- Working temperature -40~+80°C(refer to output derating curve)
- Storage temperature -55°C to 100°C
- Case Material Six-sided shield metal case
- EMC Compliance to EN55022 class A,
EN61000-4-2,3,4,5,6,8, FCC part15 class A

Model No.	Input (VDC)	Output (VDC)	Current (A)	R&N (mVp-p)
SKM15A-05	9~18	5	3.00	50
SKM15A-12	9~18	12	1.25	60
SKM15A-15	9~18	15	1.00	60
SKM15B-05	18~36	5	3.00	50
SKM15B-12	18~36	12	1.25	60
SKM15B-15	18~36	15	1.00	60
SKM15C-05	36~75	5	3.00	50
SKM15C-12	36~75	12	1.25	60
SKM15C-15	36~75	15	1.00	60



- Voltage set point accuracy ... $\pm 2\%$ (max.)
- Line regulation $\pm 0.2\%$ (max.)
- Load regulation $\pm 0.5\%$ (max.)@10~100% load
- Efficiency 82% (typical)
- Short circuit protection Continuous, auto-recovery
- Overload protection 110%~250%, auto-recovery
- I/O isolation voltage 1000VDC (min.)
- I/O isolation resistance 100M Ω (min.)@ 500VDC
- Working temperature -40~+71°C (refer to output derating curve)
- Storage temperature -40°C to +105°C
- Temp. Coefficient $\pm 0.03\%$ / °C (max.)
- Case material Six-sided shield metal case
- EMC Compliance to EN55022 class B,

• Single Output EN61000-4-2,3,4,5,6,8, FCC part15 class B

Model No.	Input (VDC)	Output (VDC)	Current (mA)	R&N (mVp-p)
SKA15A-033	9~18	3.3	3000	50
SKA15A-05	9~18	5	3000	50
SKA15A-12	9~18	12	1250	60
SKA15A-15	9~18	15	1000	60
SKA15B-033	18~36	3.3	3000	50
SKA15B-05	18~36	5	3000	50
SKA15B-12	18~36	12	1250	60
SKA15B-15	18~36	15	1000	60
SKA15C-033	36~72	3.3	3000	50
SKA15C-05	36~72	5	3000	50
SKA15C-12	36~72	12	1250	60
SKA15C-15	36~72	15	1000	60

• Dual Output

Model No.	Input (VDC)	Output (VDC)	Current (mA)	R&N (mVp-p)
DKA15A-05	9~18	± 5	± 1500	50
DKA15A-12	9~18	± 12	± 625	60
DKA15A-15	9~18	± 15	± 500	60
DKA15B-05	18~36	± 5	± 1500	50
DKA15B-12	18~36	± 12	± 625	60
DKA15B-15	18~36	± 15	± 500	60
DKA15C-05	36~72	± 5	± 1500	50
DKA15C-12	36~72	± 12	± 625	60
DKA15C-15	36~72	± 15	± 500	60



To Satisfy our customers is our goal —

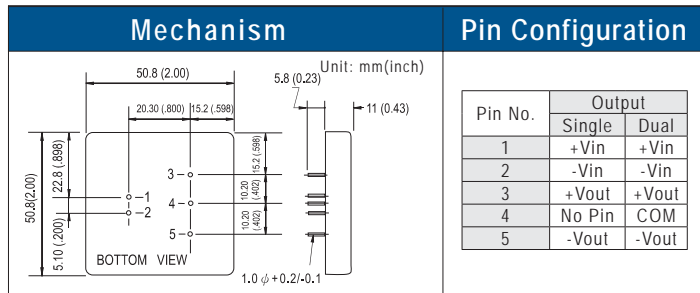
- High Quality
- Low Cost
- Prompt Delivery
- Best Service

15W DC-DC Regulated Single and Dual Output



2"x 2"x 0.43"

- 2:1 wide input range
- 4:1 wide input range(option)
- 1000VDC I/O isolation
- 3000VDC I/O isolation(option)
- Built-in EMI filter
- Protections: Short circuit / Overload
- Cooling by free air convection
- Six-sided shield metal case
- 100% full load burn-in test
- Low cost, high reliability
- 2 years warranty



- Voltage set point accuracy ... $\pm 2\%$ (max.)
- Line regulation $\pm 0.3\%$ (max.)
- Load regulation $\pm 0.5\%$ (max.)@10~100% load
- Efficiency 85% (typical)
- Short circuit protection Continuous, auto-recovery
- Overload protection 160%~250%, auto-recovery
- I/O isolation voltage 1000VDC (min.)
- I/O isolation resistance 100M Ω (min.)@ 500VDC
- Working temperature -25~+71°C (refer to output derating curve)
- Storage temperature -25°C to +105°C
- Temp. Coefficient $\pm 0.03\%$ / °C (max.)
- Case material Six-sided shield metal case
- EMC Compliance to EN55022 class B, EN61000-4-2,3,4,5,6,8, FCC part15 class B

Single Output

Model No.	Input (VDC)	Output (VDC)	Current (mA)	R&N (mVp-p)
SKE15A-05	9~18	5	3000	50
SKE15A-12	9~18	12	1250	60
SKE15A-15	9~18	15	1000	60
SKE15A-24	9~18	24	625	80
SKE15B-05	18~36	5	3000	50
SKE15B-12	18~36	12	1250	60
SKE15B-15	18~36	15	1000	60
SKE15B-24	18~36	24	625	80
SKE15C-05	36~72	5	3000	50
SKE15C-12	36~72	12	1250	60
SKE15C-15	36~72	15	1000	60
SKE15C-24	36~72	24	625	80

Dual Output

Model No.	Input (VDC)	Output (VDC)	Current (mA)	R&N (mVp-p)
DKE15A-05	9~18	± 5	± 1500	50
DKE15A-12	9~18	± 12	± 625	60
DKE15A-15	9~18	± 15	± 500	60
DKE15A-24	9~18	± 24	± 313	80
DKE15B-05	18~36	± 5	± 1500	50
DKE15B-12	18~36	± 12	± 625	60
DKE15B-15	18~36	± 15	± 500	60
DKE15B-24	18~36	± 24	± 313	80
DKE15C-05	36~72	± 5	± 1500	50
DKE15C-12	36~72	± 12	± 625	60
DKE15C-15	36~72	± 15	± 500	60
DKE15C-24	36~72	± 24	± 313	80

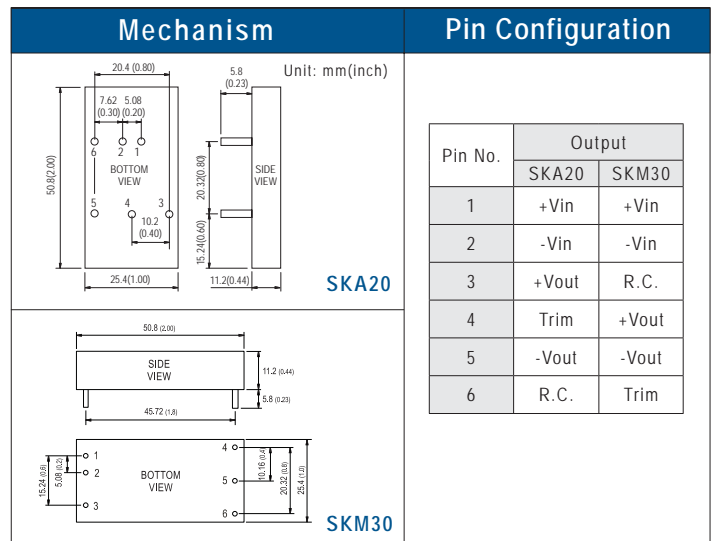
20~30W DC-DC Regulated Single Output



SKA20
2"x 1"x 0.44"

SKM30
2"x 1"x 0.44"

- 2"x 1" compact size
- 2:1 wide input range
- 1500VDC I/O isolation
- Built-in remote ON/OFF control
- Built-in EMI filter
- Trimming output ($\pm 10\%$)
- Protections: Short circuit / Overload / Input and output over voltage
- Cooling by free air convection
- Six-sided shield metal case
- 100% full load burn-in test
- Low cost, high reliability
- 2 years warranty



- Voltage set point accuracy $\pm 2\%$ (max.)
- Line regulation $\pm 0.2\%$ (max.)
- Load regulation $\pm 0.5\%$ (max.)@10~100% load
- Efficiency 89.5% (typical) for SKA20
90% (typical) for SKM30
- Short circuit protection Continuous, auto-recovery
- Overload protection 110%~180%, auto-recovery
- I/O isolation voltage 1500VDC (min.)
- I/O isolation resistance 100M Ω (min.)@ 500VDC
- Working temperature -40~+85°C (refer to output derating curve) for SKA20
-40~+75°C (refer to output derating curve) for SKM30
- EMC Compliance to EN55022 class A, EN61000-4-2,3,4,5,6,8, FCC part15 class A

SKA20 Series

Model No.	Input (VDC)	Output (VDC)	Current (mA)	R&N (mVp-p)
SKA20A-05	9~18	5	4000	50
SKA20A-12	9~18	12	1666	60
SKA20A-15	9~18	15	1333	60
SKA20B-05	18~36	5	4000	50
SKA20B-12	18~36	12	1666	60
SKA20B-15	18~36	15	1333	60
SKA20C-05	36~75	5	4000	50
SKA20C-12	36~75	12	1666	60
SKA20C-15	36~75	15	1333	60

SKM30 Series

Model No.	Input (VDC)	Output (VDC)	Current (A)	R&N (mVp-p)
SKM30A-05	9~18	5	6	90
SKM30A-12	9~18	12	2.5	120
SKM30A-15	9~18	15	2	120
SKM30B-05	18~36	5	6	90
SKM30B-12	18~36	12	2.5	120
SKM30B-15	18~36	15	2	120
SKM30C-05	36~75	5	6	90
SKM30C-12	36~75	12	2.5	120
SKM30C-15	36~75	15	2	120

30W DC-DC Regulated Single Output



2"x 2"x 0.63"

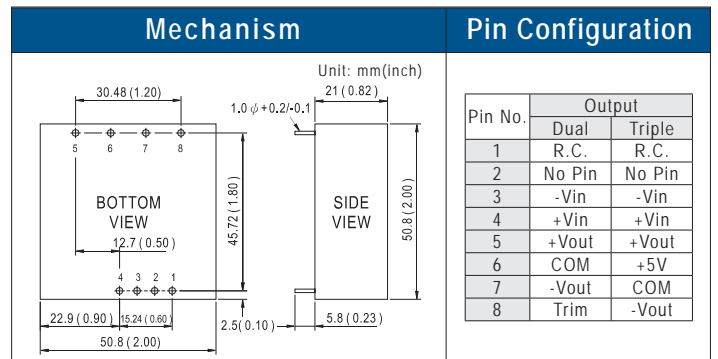
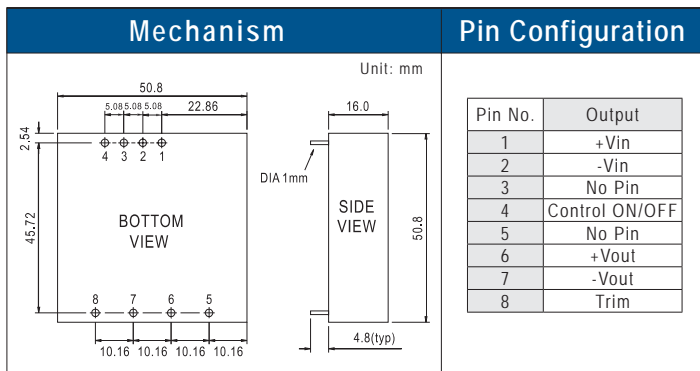
- 2:1 wide input range
- 1000VDC I/O isolation
- Built-in remote ON/OFF control
- Built-in EMI filter
- Trimming output ($\pm 10\%$)
- Protections: Short circuit / Overload / Over voltage
- Cooling by free air convection
- Compact size, high efficiency
- 100% full load burn-in test
- Low cost, high reliability
- 2 years warranty

25~30W DC-DC Regulated Dual and Triple Output



2"x 2"x 0.82"

- 2:1 wide input range
- 4:1 wide input range(option)
- 1000VDC I/O isolation
- Built-in remote ON/OFF control
- Built-in EMI filter
- Trimming output ($\pm 10\%$) for dual output
- Protections: Short circuit / Overload
- Cooling by free air convection
- Six-sided shield metal case
- 100% full load burn-in test
- Low cost, high reliability
- 2 years warranty



- Voltage set point accuracy ... $\pm 2\%$ (max.) ($\pm 3\%$ for 3.3VDC models)
- Line regulation $\pm 1\%$ (max.)
- Load regulation $\pm 1\%$ (max.) @10~100% load
- Overload protection Over 105% power limiting, auto-recovery
- Over voltage protection 115%~150% rated output voltage
- Efficiency (typical) 80% for 12V input
83% for 24V input
85% for 48V input
- I/O isolation voltage 1000VDC(min.)
- I/O isolation resistance 100M Ω (min.) @500VDC
- Working temperature -25~+85°C (refer to output derating curve)
- Storage temperature -25°C to +85°C
- Case Material Six-sided shield metal case
- EMC Compliance to EN55022 class B,
EN61000-4-2,3,4,6,8
- Packing 0.1kg ; 150pcs / 15.8kg / 0.97CUFT

- Voltage set point accuracy $\pm 2\%$ (max.)
- Line regulation $\pm 0.5\%$ (max.) for dual output;
 $\pm 1\%$ (max.) for triple output
- Load regulation $\pm 0.5\%$ (10~100% load)(Dual)
 $\pm 5\%$ (20~100% load)(Triple)
- Efficiency 83% (typical)
- Short circuit protection Continuous, auto-recovery
- Overload protection 110%~250%, auto-recovery
- I/O isolation voltage 1000VDC (min.)
- I/O isolation resistance 100M Ω (min.)@ 500VDC
- Working temperature -40~+85°C (refer to output derating curve)
- Storage temperature -40°C to +105°C
- Temp. Coefficient $\pm 0.03\%$ / °C (max.)
- Case material Six-sided shield metal case
- EMC Compliance to EN55022 class B,
EN61000-4-2,3,4,5,6,8, FCC part15 class B

Model No.	Input (VDC)	Output (VDC)	Current (A)	R&N (mVp-p)
SDM30-12S3	9.2~18	3.3	5.0	75
SDM30-12S5	9.2~18	5	5.0	75
SDM30-12S12	9.2~18	12	2.1	100
SDM30-12S15	9.2~18	15	1.7	100
SDM30-24S3	18~36	3.3	5.0	75
SDM30-24S5	18~36	5	5.0	75
SDM30-24S12	18~36	12	2.5	100
SDM30-24S15	18~36	15	2.0	100
SDM30-48S3	36~72	3.3	5.0	75
SDM30-48S5	36~72	5	5.0	75
SDM30-48S12	36~72	12	2.5	100
SDM30-48S15	36~72	15	2.0	100

❖ Dual Output

Model No.	Input (VDC)	Output (VDC)	Current (mA)	R&N (mVp-p)
DKA30A-05	9~18	± 5	± 2500	100
DKA30A-12	9~18	± 12	± 1250	100
DKA30A-15	9~18	15	± 1000	100
DKA30B-05	18~36	± 5	± 2500	100
DKA30B-12	18~36	± 12	± 1250	100
DKA30B-15	18~36	± 15	± 1000	100
DKA30C-05	36~72	± 5	± 2500	100
DKA30C-12	36~72	± 12	± 1250	100
DKA30C-15	36~72	± 15	± 1000	100

❖ Triple Output

Model No.	Input (VDC)	Output (VDC)	Current (mA)	R&N (mVp-p)
TKA30A-B	9~18	+5 / ± 12	3500 / ± 310	100
TKA30A-C	9~18	+5 / ± 15	3500 / ± 250	100
TKA30B-B	18~36	+5 / ± 12	3500 / ± 310	100
TKA30B-C	18~36	+5 / ± 15	3500 / ± 250	100
TKA30C-B	36~72	+5 / ± 12	3500 / ± 310	100
TKA30C-C	36~72	+5 / ± 15	3500 / ± 250	100

50W DC-DC Regulated Single Output



2"x 1"x 0.54"

- 2"x1" compact size
- 2:1 wide input range
- 1500VDC I/O isolation
- High efficiency up to 92%
- Built-in remote ON/OFF control
- Built-in EMI filter
- Trimming output ($\pm 10\%$)
- Protections:
 - Short circuit / Overload / Input and output over voltage
- Cooling by free air convection
- Six-sided shield metal case
- 100% full load burn-in test
- Low cost, high reliability
- 2 years warranty

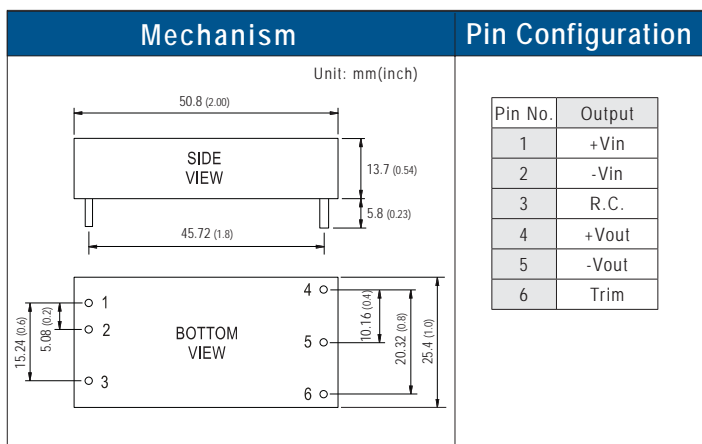
40~60W DC-DC Regulated Single Output



SKA40
2"x 2"x 0.43"

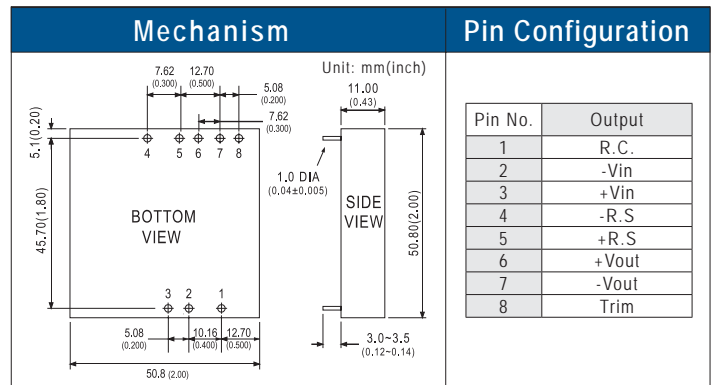
SKA60
2"x 2"x 0.43"

- 2"x2" compact size
- 2:1 wide input range
- 1500VDC I/O isolation
- High efficiency up to 93%
- Built-in remote ON/OFF control
- Built-in remote sense
- Built-in EMI filter
- Trimming output ($\pm 10\%$)
- Protections:
 - Short circuit / Overload / Input and output over voltage
- Cooling by free air convection
- 100% full load burn-in test
- Low cost, high reliability
- Output 3.3V/9V models available for SKA40
- Output 3.3V available for SKA60
- 2 years warranty



- Voltage set point accuracy $\pm 2\%$ (max.)
- Line regulation $\pm 0.2\%$ (max.)
- Load regulation $\pm 0.5\%$ (max.) @ 10~100% load
- Efficiency 92% (typical)
- Short circuit protection Continuous, auto-recovery
- Overload protection 110%~180%, auto-recovery
- I/O isolation voltage 1500VDC (min.)
- I/O isolation resistance 100M Ω (min.)@ 500VDC
- Working temperature -40~+75°C (refer to output derating curve)
- Storage temperature -55°C to +125°C
- Temp. Coefficient $\pm 0.03\%$ / °C (max.)
- Case material Six-sided shield metal case
- EMC Compliance to EN55022 class A, EN61000-4-2,3,4,5,6,8, FCC part15 class A

Model No.	Input (VDC)	Output (VDC)	Current (A)	R&N (mVp-p)
SKM50B-05	18-36	5	10	60
SKM50B-12	18-36	12	4.17	80
SKM50B-15	18-36	15	3.33	100
SKM50C-05	36-75	5	10	60
SKM50C-12	36-75	12	4.17	80
SKM50C-15	36-75	15	3.33	100



- Voltage set point accuracy $\pm 2\%$ (max.)
- Line regulation $\pm 0.5\%$ (max.)
- Load regulation $\pm 0.5\%$ (max.) @ 10~100% load
- Overload protection 110%~180%, auto-recovery
- Over voltage protection Clamp by TVS diode
- Efficiency (typical)..... 92% for SKA40; 93% for SKA60
- I/O isolation voltage 1500VDC (min.)
- I/O isolation resistance 100M Ω (min.) @ 500VDC
- Working temperature -40~+80°C (refer to output derating curve) for SKA40
-40~+70°C (refer to output derating curve) for SKA60
- Storage temperature -55°C to +105°C
- Case Material Six-sided shield metal case
- EMC Compliance to EN55022 class A, EN61000-4-2,3,4,5,6,8, FCC part15 class A

Model No.	Input (VDC)	Output (VDC)	Current (A)	R&N (mVp-p)
SKA40A-05	9-18	5	7.00	60
SKA40A-12	9-18	12	3.33	80
SKA40A-15	9-18	15	2.67	100
SKA40B-05	18-36	5	7.00	60
SKA40B-12	18-36	12	3.33	80
SKA40B-15	18-36	15	2.67	100
SKA40C-05	36-75	5	7.00	60
SKA40C-12	36-75	12	3.33	80
SKA40C-15	36-75	15	2.67	100

Model No.	Input (VDC)	Output (VDC)	Current (A)	R&N (mVp-p)
SKA60A-05	9-18	5	12	60
SKA60A-12	9-18	12	5	80
SKA60A-15	9-18	15	4	100
SKA60B-05	18-36	5	12	60
SKA60B-12	18-36	12	5	80
SKA60B-15	18-36	15	4	100
SKA60C-05	36-75	5	12	60
SKA60C-12	36-75	12	5	80
SKA60C-15	36-75	15	4	100



Customer Satisfaction —
Today's effort, tomorrow's reward. Continuously improve CQTS to satisfy customer is our goal.

75W DC-DC Half-Brick Regulated Single Output



2.28" x 2.4" x 0.5"

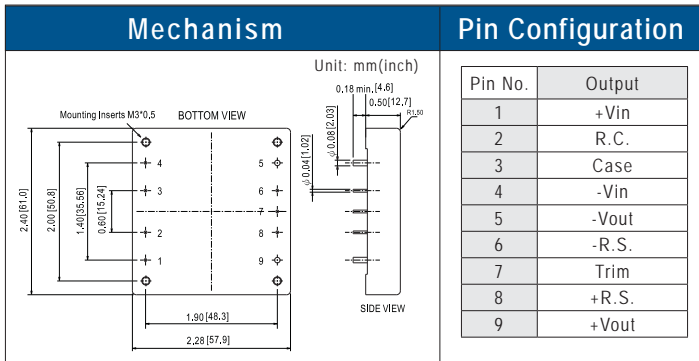
- Half-brick size (2.28"x 2.4"x 0.5") with industry standard pin out
- 2:1 wide input range
- 1500VDC I/O isolation
- High efficiency up to 89%
- Built-in remote ON/OFF control
- Built-in remote sense
- Trimming output ($\pm 10\%$)
- Protections: Short circuit / Over current / Over voltage / Over temperature
- Five-sided shield metal case
- Output 2.5V / 3.3V / 15V available
- Optional heatsink available
- 3 years warranty

100W DC-DC Half-Brick Regulated Single Output



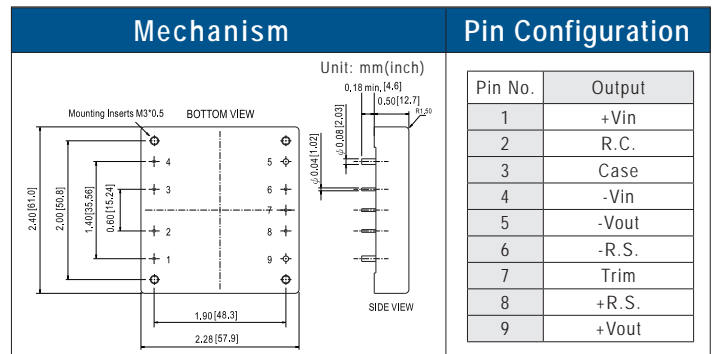
2.28" x 2.4" x 0.5"

- Half-brick size (2.28"x 2.4"x 0.5") with industry standard pin out
- 2:1 wide input range
- 1500VDC I/O isolation
- High efficiency up to 89%
- Built-in remote ON/OFF control
- Built-in remote sense
- Trimming output ($\pm 10\%$)
- Protections: Short circuit / Over current / Over voltage / Over temperature
- Five-sided shield metal case
- Output 2.5V / 3.3V / 15V available
- Optional heatsink available
- 3 years warranty



- Voltage set point accuracy ... $\pm 1\%$ (max.)
 Line regulation $\pm 0.2\%$ (max.)
 Load regulation $\pm 0.2\%$ (max.)
 Over current protection 110%~150%, auto-recovery
 Over voltage protection 115%~140% rated output voltage, clamp by TVS diode
 Over temperature protection $100^{\circ}\text{C} \pm 5^{\circ}\text{C}$ of case temperature
 Efficiency 89% (typical)
 I/O isolation voltage 1500VDC(min.)
 I/O isolation resistance $100\text{M}\Omega$ (min.) @500VDC
 Working temperature $-40 \sim +100^{\circ}\text{C}$ of case temp.(refer to output derating curve)
 Storage temperature $-55 \sim +105^{\circ}\text{C}$
 Safety standards UL60950-1 approved
 Case Material Five-sided shield metal case
 EMC Compliance to EN55022 class A with external components(refer to "EMC suggestion circuit"), EN61000-4-2,3,4,5,6,8

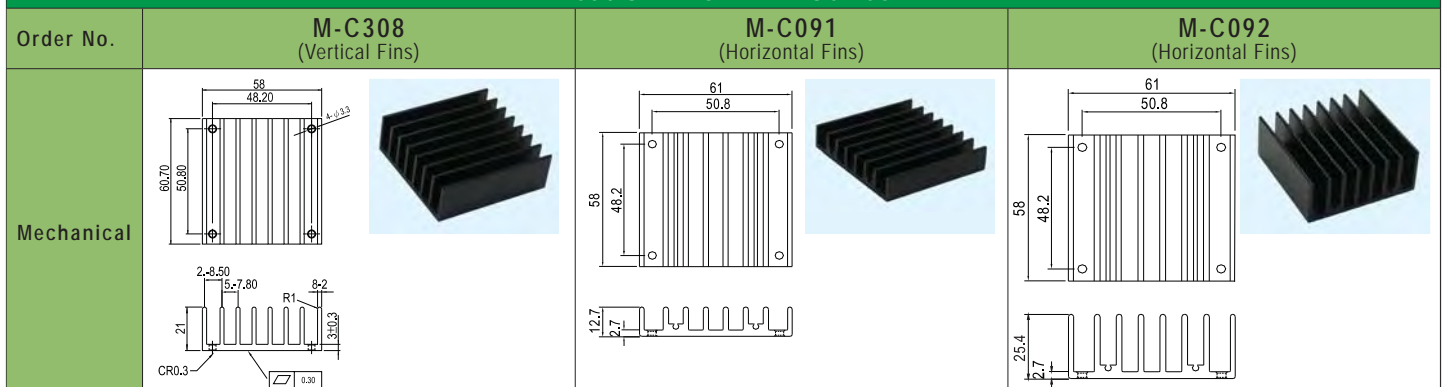
Model No.	Input (VDC)	Output (VDC)	Current (A)	R&N (mVp-p)
MHB75-12S05	9~18	5	15	75
MHB75-12S12	9~18	12	6.25	100
MHB75-12S24	9~18	24	3.13	240
MHB75-24S05	18~36	5	15	75
MHB75-24S12	18~36	12	6.25	100
MHB75-24S24	18~36	24	3.13	240
MHB75-48S05	36~75	5	15	75
MHB75-48S12	36~75	12	6.25	100
MHB75-48S24	36~75	24	3.13	240



- Voltage set point accuracy ... $\pm 1\%$ (max.)
 Line regulation $\pm 0.2\%$ (max.)
 Load regulation $\pm 0.2\%$ (max.)
 Over current protection 110%~140%, auto-recovery
 Over voltage protection 115%~140% rated output voltage, clamp by TVS diode
 Over temperature protection $100^{\circ}\text{C} \pm 5^{\circ}\text{C}$ of case temperature
 Efficiency 89% (typical)
 I/O isolation voltage 1500VDC(min.)
 I/O isolation resistance $100\text{M}\Omega$ (min.) @500VDC
 Working temperature $-40 \sim +100^{\circ}\text{C}$ of case temp.(refer to output derating curve)
 Storage temperature $-55 \sim +105^{\circ}\text{C}$
 Safety standards UL60950-1 approved
 Case Material Five-sided shield metal case
 EMC Compliance to EN55022 class A with external components(refer to "EMC suggestion circuit"), EN61000-4-2,3,4,5,6,8


Model No.	Input (VDC)	Output (VDC)	Current (A)	R&N (mVp-p)
MHB100-24S05	18~36	5	20	100
MHB100-24S12	18~36	12	8.3	150
MHB100-24S24	18~36	24	4.17	240
MHB100-48S05	36~75	5	20	100
MHB100-48S12	36~75	12	8.3	150
MHB100-48S24	36~75	24	4.17	240

Heat Sink for MHB Series



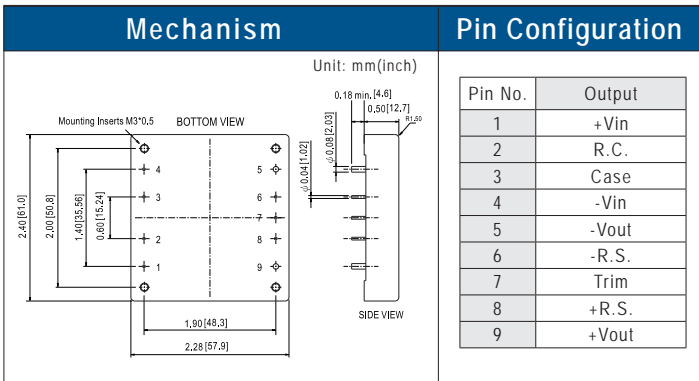
Note: Power module and heat sink should be ordered separately; The heat sinks can be used with MHB75/100/150 series.

150W DC-DC Half-Brick Regulated Single Output



2.28"x 2.4"x 0.5"

- Half-brick size (2.28"x 2.4"x 0.5") with industry standard pin out
- 2:1 wide input range
- 1500VDC I/O isolation
- High efficiency up to 89%
- Built-in remote ON/OFF control
- Built-in remote sense
- Trimming output ($\pm 10\%$)
- Protections: Short circuit / Over current / Over voltage / Over temperature
- Five-sided shield metal case
- Output 2.5V / 3.3V / 15V available
- Optional heatsink available
- 3 years warranty



- Voltage set point accuracy ... $\pm 1\%$ (max.)
- Line regulation $\pm 0.2\%$ (max.)
- Load regulation $\pm 0.2\%$ (max.)
- Over current protection 110%~150%, auto-recovery
- Over voltage protection 115%~140% rated output voltage, clamp by TVS diode
- Over temperature protection $100^{\circ}\text{C} \pm 5^{\circ}\text{C}$ of case temperature
- Efficiency 89% (typical)
- I/O isolation voltage 1500VDC(min.)
- I/O isolation resistance $100\text{M}\Omega$ (min.) @500VDC
- Working temperature $-40 \sim +100^{\circ}\text{C}$ of case temp.(refer to output derating curve)
- Storage temperature $-55 \sim +105^{\circ}\text{C}$
- Safety standards UL60950-1 approved
- Case Material Five-sided shield metal case
- EMC Compliance to EN55022 class A with external components(refer to "EMC suggestion circuit"), EN61000-4-2,3,4,5,6,8

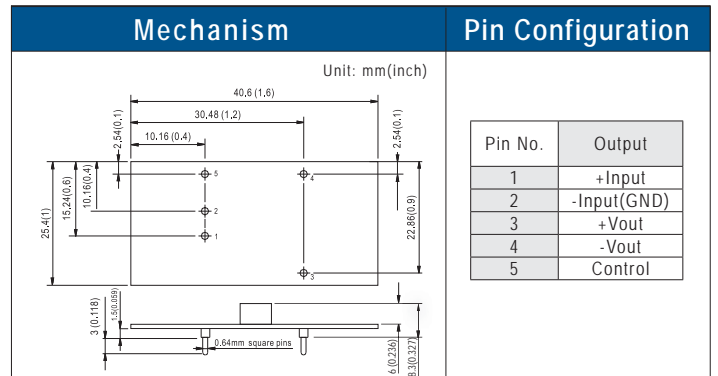
Model No.	Input (VDC)	Output (VDC)	Current (A)	R&N (mVp-p)
MHB150-48S05	36~75	5	30	100
MHB150-48S12	36~75	12	12.5	150
MHB150-48S24	36~75	24	6.25	240

5W DC-DC Regulated Single Output



1.6"x 1"x 0.327"

- 4:1 wide input range
- 1000VDC I/O isolation
- Built-in EMI filter
- Protections: Short circuit / Overload / Over voltage
- Built-in remote ON/OFF control
- Cooling by free air convection
- 100% full load burn-in test
- Low cost, high reliability
- 2 years warranty



- Voltage set point accuracy ... $\pm 2.0\%$ (max.)
- Line regulation $\pm 1.0\%$ (max.)
- Load regulation $\pm 1 \sim \pm 2\%$ (max.)@10~100% load
- Efficiency 85% (typical)
- Short circuit protection Continuous, auto-recovery
- Overload protection Over 105% power limiting, auto-recovery
- I/O isolation voltage 1000VDC
- I/O isolation resistance $100\text{M}\Omega$ (min.)@ 500VDC
- Working temperature $-25 \sim +70^{\circ}\text{C}$ (refer to output derating curve)
- Storage temperature $-40 \sim +85^{\circ}\text{C}$
- Temp. Coefficient $\pm 0.03\%$ / $^{\circ}\text{C}$
- Safety standards IEC60950-1 CB approved by TUV
- EMC standards EN55022 class B, EN61000-4-2,3,4,5,6,8
- Packing 0.007kg ; 700pcs / 5.9kg / 0.97CUFT

Model No.	Input (VDC)	Output (VDC)	Current (mA)	R&N (mVp-p)
NSD05-12S3	9.2~36	3.3	1200	75
NSD05-12S5	9.2~36	5	1000	75
NSD05-12S12	9.2~36	12	420	75
NSD05-12S15	9.2~36	15	330	75
NSD05-48S3	18~72	3.3	1200	75
NSD05-48S5	18~72	5	1000	75
NSD05-48S12	18~72	12	420	75
NSD05-48S15	18~72	15	330	75



Best products also need best service.

We have authorized distributors all over the world. They have sufficient stock for your prompt delivery. Also they can offer you technical support & RMA services. Please contact your local distributors for more product information. You can also contact us at info@meanwell.com for information of your local distributors.



We provide specification, drawing, test report and more information, please visit our website —

<http://www.meanwell.com>



48hrs delivery—

We keep enough stock for 95% of standard models at our 2400m² warehouse. We can arrange prompt delivery within 48hrs.

10W DC-DC Regulated Single and Dual Output

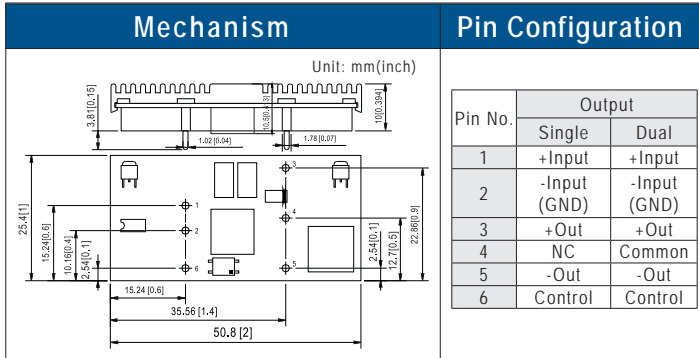


- 4:1 wide input range
- 1000VDC I/O isolation
- Protections: Short circuit / Overload / Over voltage
- Built-in EMI filter
- Built-in remote ON/OFF control
- Cooling by free air convection
- 100% full load burn-in test
- Low cost, high reliability
- 2 years warranty

15W DC-DC Regulated Single and Dual Output



- 4:1 wide input range
- 1500VDC I/O isolation
- Protections: Short circuit / Overload / Over voltage
- Built-in EMI filter
- Output voltage trimming function
- Built-in remote ON/OFF control
- Cooling by free air convection
- 100% full load burn-in test
- Low cost, high reliability
- 2 years warranty



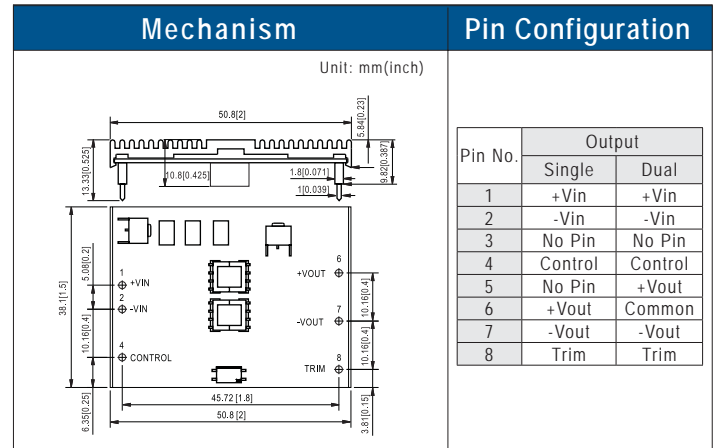
- Voltage set point accuracy $\pm 2\%$ (max.)
- Line regulation $\pm 1\%$ @10~100% load
- Load regulation $\pm 1\sim\pm 3\%$ @10~100% load
- Efficiency 80% (typical)
- Short circuit protection Continuous, auto-recovery
- Over voltage protection Clamp@115~150%
- Shutdown idle current 20mA
- I/O isolation voltage 1000VDC
- I/O isolation resistance 100M Ω (min.) @500VDC
- Working temperature -25~+70°C
- Storage temperature -40~+85°C
- Temp. coefficient $\pm 0.03\%$ / °C
- Safety standards UL60950-1 approved
- EMC standards EN55022 class B, EN61000-4-2,3,4,6,8
- Packing 0.02kg ; 300pcs / 7.0kg / 0.97CUFT

◆ Single Output

Model No.	Input (VDC)	Output (VDC)	Current (mA)	R&N (mVp-p)
NSD10-12S3	9.8~36	3.3	2500	75
NSD10-12S5	9.8~36	5	2000	75
NSD10-12S9	9.8~36	9	1100	75
NSD10-12S12	9.8~36	12	830	75
NSD10-12S15	9.8~36	15	670	75
NSD10-48S3	22~72	3.3	2500	75
NSD10-48S5	22~72	5	2000	75
NSD10-48S9	22~72	9	1100	75
NSD10-48S12	22~72	12	830	75
NSD10-48S15	22~72	15	670	75

◆ Dual Output

Model No.	Input (VDC)	Output (VDC)	Current (mA)	R&N (mVp-p)
NSD10-12D5	9.8~36	± 5	$\pm 50\sim 1000$	75
NSD10-12D12	9.8~36	± 12	$\pm 20\sim 420$	75
NSD10-12D15	9.8~36	± 15	$\pm 16\sim 330$	75
NSD10-48D5	22~72	± 5	$\pm 50\sim 1000$	75
NSD10-48D12	22~72	± 12	$\pm 20\sim 420$	75
NSD10-48D15	22~72	± 15	$\pm 16\sim 330$	75



- Voltage set point accuracy $\pm 2\%$ (max.)
- Line regulation $\pm 1\%$ @10~100% load
- Load regulation $\pm 1\sim\pm 3\%$ @10~100% load
- Efficiency 85% (typical)
- Short circuit protection Continuous, auto-recovery
- Over voltage protection Clamp@115~150%
- Shutdown idle current 20mA
- I/O isolation voltage 1500VDC
- I/O isolation resistance 100M Ω (min.) @500VDC
- Working temperature -25~+70°C
- Storage temperature -40~+85°C
- Temp. coefficient $\pm 0.03\%$ / °C
- Safety standards UL60950-1 approved
- EMC standards EN55022 class B, EN61000-4-2,3,4,6,8
- Packing 0.03kg ; 180pcs / 6.4kg / 0.97CUFT

◆ Single Output

Model No.	Input (VDC)	Output (VDC)	Current (mA)	R&N (mVp-p)
NSD15-12S3	9.4~36	3.3	3750	100
NSD15-12S5	9.4~36	5	3000	75
NSD15-12S12	9.4~36	12	1250	75
NSD15-12S15	9.4~36	15	1000	75
NSD15-48S3	18~72	3.3	3750	100
NSD15-48S5	18~72	5	3000	75
NSD15-48S12	18~72	12	1250	75
NSD15-48S15	18~72	15	1000	75

◆ Dual Output

Model No.	Input (VDC)	Output (VDC)	Current (mA)	R&N (mVp-p)
NSD15-12D5	9.4~36	± 5	$\pm 70\sim 1500$	100
NSD15-12D12	9.4~36	± 12	$\pm 30\sim 620$	100
NSD15-12D15	9.4~36	± 15	$\pm 20\sim 500$	100
NSD15-48D5	18~72	± 5	$\pm 70\sim 1500$	100
NSD15-48D12	18~72	± 12	$\pm 30\sim 620$	100
NSD15-48D15	18~72	± 15	$\pm 20\sim 500$	100

12.5~60W Single Output Non-isolated DC-DC Converter

- Non-isolated, fix-frequency at 250kHz
- 3:1 wide input range for 5-15V output
- $\pm 2\%$ output voltage accuracy
- **High efficiency up to 96%**
- Built-in remote ON/OFF control
- Compact size
- Cooling by free air convection
- **Economical open frame design**
- Protections: Short circuit / Overload / Over voltage
- 2 years warranty



◆ NID30 Series

Mechanism		Pin Configuration													
<p>Unit: mm(Inch)</p> <p>10.7(0.421)max.</p> <p>8(0.315)</p> <p>50.8(2)</p> <p>13(0.512)</p> <p>4.5(0.18)</p> <p>1 2 3 4 5</p> <p>6 7 8 9 10 11</p> <p>0.64(0.025)</p> <p>10.2(0.402)</p> <p>25.4(1)</p> <p>1.3(0.051)</p> <p>4(0.16)</p> <p>SIDE VIEW</p>		<table border="1"> <thead> <tr> <th>Pin No.</th> <th>Output</th> </tr> </thead> <tbody> <tr> <td>1, 2, 3, 4</td> <td>+Vout</td> </tr> <tr> <td>5, 6</td> <td>COM</td> </tr> <tr> <td>7, 8</td> <td>+Vin</td> </tr> <tr> <td>9, 10</td> <td>N.C.</td> </tr> <tr> <td>11</td> <td>R.C.</td> </tr> </tbody> </table>		Pin No.	Output	1, 2, 3, 4	+Vout	5, 6	COM	7, 8	+Vin	9, 10	N.C.	11	R.C.
Pin No.	Output														
1, 2, 3, 4	+Vout														
5, 6	COM														
7, 8	+Vin														
9, 10	N.C.														
11	R.C.														

◆ NID60 Series

Mechanism		Pin Configuration													
<p>Unit: mm(Inch)</p> <p>10.7(0.421)max.</p> <p>8(0.315)</p> <p>50.8(2.00)</p> <p>26(1.024)</p> <p>4.5(0.18)</p> <p>1 2 3 4 5</p> <p>6 7 8 9 10 11</p> <p>0.64(0.025)</p> <p>10.2(0.402)</p> <p>25.4(1.00)</p> <p>1.3(0.051)</p> <p>4(0.16)</p> <p>SIDE VIEW</p>		<table border="1"> <thead> <tr> <th>Pin No.</th> <th>Output</th> </tr> </thead> <tbody> <tr> <td>1, 2, 3, 4</td> <td>+Vout</td> </tr> <tr> <td>5, 6</td> <td>COM</td> </tr> <tr> <td>7, 8</td> <td>+Vin</td> </tr> <tr> <td>9, 10</td> <td>N.C.</td> </tr> <tr> <td>11</td> <td>R.C.</td> </tr> </tbody> </table>		Pin No.	Output	1, 2, 3, 4	+Vout	5, 6	COM	7, 8	+Vin	9, 10	N.C.	11	R.C.
Pin No.	Output														
1, 2, 3, 4	+Vout														
5, 6	COM														
7, 8	+Vin														
9, 10	N.C.														
11	R.C.														

- Voltage set point accuracy $\pm 2\%$ (max.)
- Line regulation $\pm 0.5\%$
- Load regulation $\pm 0.5\%$ @ 10~100% load
- Efficiency 96% (typical)
- Short circuit protection Continuous, auto-recovery
- Overload protection 120%~300%, auto-recovery
- Over voltage protection Clamp by TVS Diode
- Working temperature -25~+65°C (refer to derating curve)
- Storage temperature -25~+105°C
- Temp. coefficient $\pm 0.03\%$ / °C

◆ NID30 Series

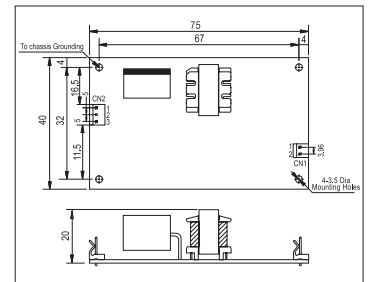

Model No.	Input	Output	R&N	Effi
NID30S24-05	20~53V	5V, 0~2.50A	100mV	91%
NID30S24-12	20~53V	12V, 0~2.50A	120mV	95%
NID30S24-15	20~53V	15V, 0~2.00A	150mV	96%
NID30S48-24	30~53V	24V, 0~1.25A	200mV	93%

◆ NID60 Series

Model No.	Input	Output	R&N	Effi
NID60S24-05	20~53V	5V, 0~4.0A	100mV	90%
NID60S24-12	20~53V	12V, 0~4.0A	120mV	95%
NID60S24-15	20~53V	15V, 0~4.0A	150mV	96%
NID60S48-24	30~53V	24V, 0~2.5A	200mV	95%

5W Single Output DC-DC Converter

- 2:1 wide input range
- 2000VAC I/O isolation
- Protections: Short circuit / Overload / Over voltage / Over temp.
- Built-in EMI filter, low ripple noise
- 100% full load burn-in test
- Low cost, high reliability
- 2 years warranty

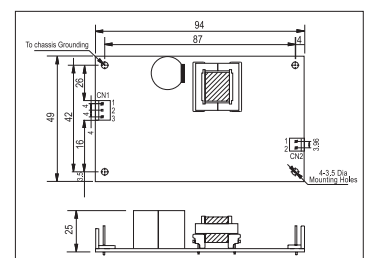


- Line and load regulation $\pm 1.0\%$ (max.)
- Overload protection >105% fold back current limiting, auto-recovery
- Over voltage protection 115%~135% rated output voltage
- Withstand voltage I/P-O/P: 2kVAC, I/P-FG: 1.5kVAC, 1 minute
- Isolation resistance 100M Ω (min.) @500VDC
- Working temperature -10~+60°C (refer to output derating curve)
- Safety standards Meet LVD
- EMC standards EN55022 class B, EN61000-4-2,3,4,6,8
- Connection 3P, 2P / 3.96mm pitch, Molex 5285-03, 5273-02
- Packing 0.05kg ; 120pcs / 6.25kg / 1.0CUFT

Model No.	Input	Output	R&N	Effi.
PSD-05-5	36~72V	5V, 0~1.0A	50mV	75%
PSD-05-12	36~72V	12V, 0~0.45A	100mV	78%
PSD-05-24	36~72V	24V, 0~0.22A	150mV	78%

15W Single Output DC-DC Converter


- 2:1 wide input range
- 2000VAC I/O isolation
- Protections: Short circuit / Overload / Over voltage / Polarity
- Built-in EMI filter, low ripple noise
- 100% full load burn-in test
- Low cost, high reliability
- 2 years warranty



- Line and load regulation $\pm 1.0\%$ (max.)
- Overload protection 105%~150% hiccup mode, auto-recovery
- Over voltage protection 115%~135% rated output voltage
- Withstand voltage I/P-O/P: 2kVAC, I/P-FG: 1.5kVAC, 1 minute
- Isolation resistance 100M Ω (min.) @500VDC
- Working temperature -10~+60°C (refer to output derating curve)
- Safety standards Meet LVD
- EMC standards EN55022 class B, EN61000-4-2,3,4,6,8
- Connection 3P, 2P / 3.96mm pitch, JST B3P/B2P-VH
- Packing 0.081kg ; 120pcs / 10.72kg

Model No.	Input	Output	R&N	Effi.
PSD-15A-5	9.2~18V	5V, 0~3.0A	50mV	74%
PSD-15A-12	9.2~18V	12V, 0~1.25A	100mV	67%
PSD-15A-24	9.2~18V	24V, 0~0.6A	100mV	72%
PSD-15B-5	18~36V	5V, 0~3.0A	50mV	78%
PSD-15B-12	18~36V	12V, 0~1.25A	100mV	78%
PSD-15B-24	18~36V	24V, 0~0.6A	100mV	78%
PSD-15C-5	36~72V	5V, 0~3.0A	50mV	78%
PSD-15C-12	36~72V	12V, 0~1.25A	100mV	78%
PSD-15C-24	36~72V	24V, 0~0.6A	100mV	79%

30W Single Output DC-DC Converter



101.6x 50.8x 30 mm

- 2:1 wide input range
- Protections: Short circuit / Overload / Over voltage / Reverse polarity
- 1500VAC I/O isolation
- Cooling by free air convection
- Built-in EMI filter, low ripple noise
- 100% full load burn-in test
- Low cost, high reliability
- 2 years warranty

DC adjustment range 5V: 4.5~5.5V, 12V: 11~13.5V, 24V: 22~26V

Line and load regulation .. ±1% (max.)

Overload protection 105%~150% hiccup mode, auto-recovery

Over voltage protection ... 115%~150% rated output voltage

Withstand voltage I/P-O/P: 1.5kVAC, I/P-FG: 1.5kVAC, 1 minute

Working temperature -20~+60°C (refer to output derating curve)

EMC standards EN55022 class B, EN61000-4-2,3,4,6,8, EN55024

Connection 3P, 4P / 3.96mm pitch, JST B3P/B4P-VH-B

Model No.	Input	Output	R&N	Effi.
PSD-30A-05	9~18V	5V, 0~5.0A	100mV	77%
PSD-30A-12	9~18V	12V, 0~2.5A	120mV	77%
PSD-30A-24	9~18V	24V, 0~1.25A	150mV	78%
PSD-30B-05	18~36V	5V, 0~5.0A	100mV	79%
PSD-30B-12	18~36V	12V, 0~2.5A	120mV	80%
PSD-30B-24	18~36V	24V, 0~1.25A	150mV	83%
PSD-30C-05	36~72V	5V, 0~5.0A	100mV	80%
PSD-30C-12	36~72V	12V, 0~2.5A	120mV	82%
PSD-30C-24	36~72V	24V, 0~1.25A	150mV	83%

45W Single Output DC-DC Converter



127x 76x 30 mm

- 2:1 wide input range
- Protections: Short circuit / Overload / Over voltage / Reverse polarity
- Cooling by free air convection
- Built-in EMI filter, low ripple noise
- 100% full load burn-in test
- Fixed switching frequency at 96kHz
- Low cost
- 2 years warranty

DC adjustment range 5V: 4.5~5.5V, 12V: 10.8~13.2V,

24V: 21.6~26.4V

Line and load regulation ±1% (max.)

Overload protection 105%~160% shut down, re-power on to recover

Over voltage protection 115%~135% rated output voltage

Withstand voltage I/P-O/P: 1.5kVAC, I/P-FG: 1.5kVAC, 1 minute

Working temperature -10~+60°C (refer to output derating curve)

Safety standards EN60950-1 CB approved by TUV

EMC standards EN55022 class B, EN61000-4-2,3,4,6,8, EN55024

Connection 2P, 6P / 3.96mm pitch, Molex 5277-02, 5273-06

Packing 0.19kg ; 72pcs / 15.6kg / 1.35CUFT

Model No.	Input	Output	R&N	Effi.
PSD-45A-05	9.2~18V	5V, 0~6.0A	100mV	74%
PSD-45A-12	9.2~18V	12V, 0~2.5A	120mV	78%
PSD-45A-24	9.2~18V	24V, 0~1.25A	150mV	79%
PSD-45B-05	18~36V	5V, 0~9.0A	100mV	77%
PSD-45B-12	18~36V	12V, 0~3.75A	120mV	82%
PSD-45B-24	18~36V	24V, 0~1.875A	150mV	85%
PSD-45C-05	37~72V	5V, 0~9.0A	100mV	80%
PSD-45C-12	37~72V	12V, 0~3.75A	120mV	83%
PSD-45C-24	37~72V	24V, 0~1.875A	150mV	86%

15W Single Output DC-DC Converter



CASE: 931A

78x 51x 28 mm

- 2:1 wide input range
- 2000VAC I/O isolation
- Cooling by free air convection
- Protections: Short circuit / Over load / Over voltage
- Built-in EMI filter, low ripple noise
- 100% full load burn-in test
- Low cost, high reliability
- 2 years warranty

DC adjustment range 5V: 4.75~5.5V, 12V: 10.8~13.2V,

24V: 21.6~26.4V

Line and load regulation ±0.5% (max.)

Overload protection 105%~160% hiccup mode, auto-recovery

Over voltage protection 115%~135% rated output voltage

Withstand voltage I/P-O/P: 2kVAC, I/P-FG: 1.5kVAC, 1 minute

Working temperature -10~+60°C (refer to output derating curve)

Safety standard Meet LVD

EMC standards EN55022 class B, EN61000-4-2,3,4,6,8

Packing 0.18kg ; 60pcs / 11.8kg

Model No.	Input	Output	R&N	Effi.
SD-15A-5	9.2~18V	5V, 0~3.0A	100mV	68%
SD-15A-12	9.2~18V	12V, 0~1.25A	120mV	72%
SD-15A-24	9.2~18V	24V, 0~0.625A	150mV	70%
SD-15B-5	18~36V	5V, 0~3.0A	100mV	76%
SD-15B-12	18~36V	12V, 0~1.25A	120mV	76%
SD-15B-24	18~36V	24V, 0~0.625A	150mV	77%
SD-15C-5	36~72V	5V, 0~3.0A	100mV	75%
SD-15C-12	36~72V	12V, 0~1.25A	120mV	79%
SD-15C-24	36~72V	24V, 0~0.625A	150mV	78%

25W Single Output DC-DC Converter



CASE: 905

99x 97x 36 mm

- 2:1 wide input range
- 1500VAC I/O isolation
- Protections: Short circuit / Overload / Over voltage
- Built-in EMI filter, low ripple noise
- 100% full load burn-in test
- Low cost, high reliability
- 2 years warranty

DC adjustment range 5V: 4.5~5.5V, 12V: 11~16V, 24V: 23~30V

Line and load regulation ±0.5% (max.)

Overload protection 105%~150% hiccup mode, auto-recovery

Over voltage protection 115%~165% rated output voltage

Withstand voltage I/P-O/P: 2kVAC, I/P-FG: 1.5kVAC, 1 minute

Isolation resistance 100MΩ (min.) @500VDC

Working temperature -10~+60°C (refer to output derating curve)

Safety standards Meet LVD

EMC standards EN55022 class B, EN61000-4-2,3,4,6,8

Packing 0.38kg ; 45pcs / 17.8kg / 0.9CUFT

Model No.	Input	Output	R&N	Effi.
SD-25A-5	9.2~18V	5V, 0~5.0A	100mV	71%
SD-25A-12	9.2~18V	12V, 0~2.1A	120mV	72%
SD-25A-24	9.2~18V	24V, 0~1.1A	150mV	75%
SD-25B-5	19~36V	5V, 0~5.0A	100mV	72%
SD-25B-12	19~36V	12V, 0~2.1A	120mV	75%
SD-25B-24	19~36V	24V, 0~1.1A	150mV	78%
SD-25C-5	36~72V	5V, 0~5.0A	100mV	74%
SD-25C-12	36~72V	12V, 0~2.1A	120mV	78%
SD-25C-24	36~72V	24V, 0~1.1A	150mV	81%

50W Single Output DC-DC Converter




CASE: 901 159x 97x 38 mm

- 2:1 wide input range
- 1500VAC I/O isolation
- Protections: Short circuit / Over load / Over voltage
- Built-in EMI filter, low ripple noise
- Cooling by free air convection
- 100% full load burn-in test
- Low cost, high reliability
- 2 years warranty

DC adjustment range 5V: 4.5~5.5V, 12V: 11~16V, 24V: 23~30V
 Line and load regulation ±0.5% (max.)
 Overload protection 105%~150% hiccup mode, auto-recovery
 Over voltage protection 115%~165% rated output voltage
 Withstand voltage I/P-O/P: 1.5kVAC, I/P-FG: 1.5kVAC, 1 minute
 Isolation resistance 100MΩ (min.) @500VDC
 Working temperature -10~+60°C (refer to output derating curve)
 Safety standard Meet LVD
 EMC standards EN55022 class B, EN61000-4-2,3,4,6,8
 Packing 0.53kg ; 24pcs / 12.7kg / 0.75CUFT

Model No.	Input	Output	R&N	Effi.
SD-50A-5	9.2~18V	5V, 0~10A	100mV	70%
SD-50A-12	9.2~18V	12V, 0~4.2A	120mV	72%
SD-50A-24	9.2~18V	24V, 0~2.1A	150mV	74%
SD-50B-5	19~36V	5V, 0~10A	100mV	73%
SD-50B-12	19~36V	12V, 0~4.2A	120mV	75%
SD-50B-24	19~36V	24V, 0~2.1A	150mV	80%
SD-50C-5	36~72V	5V, 0~10A	100mV	76%
SD-50C-12	36~72V	12V, 0~4.2A	120mV	78%
SD-50C-24	36~72V	24V, 0~2.1A	150mV	83%

150W Single Output DC-DC Converter




CASE: 906 199x 110x 50 mm

- 2:1 wide input range
- 1500VAC I/O isolation
- Protections: Short circuit / Over load / Over voltage
- Built-in EMI filter, low ripple noise
- Cooling by free air convection
- 100% full load burn-in test
- Low cost, high reliability
- 2 years warranty

DC adjustment range 12V: 11~16V, 24V: 23~30V
 Line regulation ±0.5% (max.)
 Load regulation ±0.5% (max.)
 Overload protection 105%~135% hiccup mode, auto-recovery
 Over voltage protection 130%~165% rated output voltage
 Withstand voltage I/P-O/P: 1.5kVAC, I/P-FG: 1.5kVAC, 1 minute
 Isolation resistance 100MΩ (min.) @500VDC
 Working temperature -10~+60°C (refer to output derating curve)
 Safety standards Meet LVD, EN60950-1 CB approved by TUV (D type only)
 EMC standards EN55022 class B, EN61000-4-2,3,4,6,8
 Packing 0.86kg ; 16pcs / 14.5kg / 0.95CUFT

Model No.	Input	Output	R&N	Effi.
SD-150B-12	19~36V	12V, 0~12.5A	120mV	75%
SD-150B-24	19~36V	24V, 0~6.3A	150mV	77%
SD-150C-12	36~72V	12V, 0~12.5A	120mV	77%
SD-150C-24	36~72V	24V, 0~6.3A	150mV	80%
SD-150D-12	72~144V	12V, 0~12.5A	120mV	79%
SD-150D-24	72~144V	24V, 0~6.3A	150mV	82%

100W Single Output DC-DC Converter



CASE: 902 199x 98x 38 mm

- 2:1 wide input range
- 1500VAC I/O isolation
- Protections: Short circuit / Overload / Over voltage
- Built-in EMI filter, low ripple noise
- 100% full load burn-in test
- Low cost, high reliability
- 2 years warranty

DC adjustment range 5V: 4.5~5.5V, 12V: 11~16V, 24V: 23~30V
 Line regulation ±0.5% (max.)
 Load regulation ±0.5% (max.)
 Overload protection 105%~135% hiccup mode, auto-recovery
 Over voltage protection 115%~165% rated output voltage
 Withstand voltage I/P-O/P: 1.5kVAC, I/P-FG: 1.5kVAC, 1 minute
 Isolation resistance 100MΩ (min.) @500VDC
 Working temperature -10~+60°C (refer to output derating curve)
 Safety standards Meet LVD, EN60950-1 CB approved by TUV (D type only)
 EMC standards EN55022 class B, EN61000-4-2,3,4,6,8
 Packing 0.65kg ; 20pcs / 13.8kg / 0.8CUFT

Model No.	Input	Output	R&N	Effi.
SD-100B-5	19~36V	5V, 0~20A	100mV	74%
SD-100B-12	19~36V	12V, 0~8.5A	120mV	75%
SD-100B-24	19~36V	24V, 0~4.2A	150mV	78%
SD-100C-5	36~72V	5V, 0~20A	100mV	75%
SD-100C-12	36~72V	12V, 0~8.5A	120mV	77%
SD-100C-24	36~72V	24V, 0~4.2A	150mV	81%
SD-100D-5	72~144V	5V, 0~20A	100mV	76%
SD-100D-12	72~144V	12V, 0~8.5A	120mV	80%
SD-100D-24	72~144V	24V, 0~4.2A	150mV	83%

200W Single Output DC-DC Converter



CASE: 912H 215x 115x 50 mm

- 2:1 wide input range
- 1500VAC I/O isolation
- Protections: Short circuit / Overload / Over voltage / Over temp.
- Cooling by free air convection
- 100% full load burn-in test
- 2 years warranty

DC adjustment range 5V: 4.5~5.5V, 12V: 11~16V, 24V: 23~30V, 48V: 43~53V
 Voltage tolerance ±2% (max.)
 Overload protection 105%~135% shut off, re-power on to recover
 Over voltage protection 110%~167% rated output voltage
 Withstand voltage I/P-O/P: 1.5kVAC, I/P-FG: 2kVAC, 1 minute
 Working temperature -20~+60°C (refer to output derating curve)
 Safety standards Meet LVD, EN60950-1 CB approved by TUV (D type only)
 EMC standards EN55022 class B, EN61000-4-2,3,4,6,8
 Packing 1.1kg ; 12pcs / 14.4kg / 0.92CUFT

Model No.	Input	Output	R&N	Effi.
SD-200B-5	19~36V	5V, 0~34.0A	100mV	79%
SD-200B-12	19~36V	12V, 0~16.7A	120mV	82%
SD-200B-24	19~36V	24V, 0~8.40A	150mV	85%
SD-200B-48	19~36V	48V, 0~4.20A	200mV	86%
SD-200C-5	36~72V	5V, 0~40.0A	100mV	81%
SD-200C-12	36~72V	12V, 0~16.7A	120mV	84%
SD-200C-24	36~72V	24V, 0~8.40A	150mV	86%
SD-200C-48	36~72V	48V, 0~4.20A	200mV	86%
SD-200D-5	72~144V	5V, 0~40.0A	100mV	82%
SD-200D-12	72~144V	12V, 0~16.7A	120mV	82%
SD-200D-24	72~144V	24V, 0~8.40A	150mV	84%
SD-200D-48	72~144V	48V, 0~4.20A	200mV	90%

350W Single Output DC-DC Converter

CBC_{CE}
(D type)



- 2:1 wide input range
- 1500VAC I/O isolation
- Protections: Short circuit / Over load / Over voltage / Over temp.
- Forced air cooling by built-in DC fan
- 100% full load burn-in test
- 2 years warranty

CASE: 912B 215x 115x 50 mm

DC adjustment range 5V: 4.5~5.5V, 12V: 11~16V, 24V: 23~30V, 48V: 43~53V

Voltage tolerance ±2% (max.)

Overload protection 105%~135% shut off, re-power on to recover

Over voltage protection .. 110%~167% rated output voltage

Withstand voltage I/P-O/P: 1.5kVAC, I/P-FG: 2kVAC, 1 minute

Working temperature -20~+60°C (refer to output derating curve)

Safety standards Meet LVD, EN60950-1 CB approved by TUV (D type only)

EMC standards EN55022 class B, EN61000-4-2,3,4,6,8

Packing 1.1kg ; 12pcs / 14.4kg / 0.92CUFT

Model No.	Input	Output	R&N	Effi.
SD-350B-5	19~36V	5V, 0~57.0A	100mV	74%
SD-350B-12	19~36V	12V, 0~27.5A	120mV	80%
SD-350B-24	19~36V	24V, 0~14.6A	150mV	80%
SD-350B-48	19~36V	48V, 0~7.30A	200mV	84%
SD-350C-5	36~72V	5V, 0~60.0A	100mV	76%
SD-350C-12	36~72V	12V, 0~27.5A	120mV	81%
SD-350C-24	36~72V	24V, 0~14.6A	150mV	81%
SD-350C-48	36~72V	48V, 0~7.30A	200mV	82%
SD-350D-5	72~144V	5V, 0~60.0A	100mV	78%
SD-350D-12	72~144V	12V, 0~29.2A	120mV	83%
SD-350D-24	72~144V	24V, 0~14.6A	150mV	87%
SD-350D-48	72~144V	48V, 0~7.30A	200mV	89%

500W Single Output DC-DC Converter

CBC_{CE}



- 4:1 & 2:1 DC input range
- DC input active surge current limiting
- Protections: Short circuit / Overload / Over voltage / Over temp./ Input polarity
- 2000VAC I/O Isolation
- Forced air cooling by built-in DC fan with fan speed control function
- Output OK signal
- Built-in remote ON/OFF control
- Built-in remote sense function
- 3 years warranty

CASE: 912A 215x 115x 50 mm

DC adjustment range 12V: 11~15V, 24V: 23~30V, 48V: 46~60V

Line regulation ±0.5% (max.)

Load regulation ±0.5% (max.)

Overload protection 105%~125% constant current limiting, shut off after 5 sec., re-power on to recover

Over voltage protection 130%~160% rated output voltage

Withstand voltage I/P-O/P: 2kV, I/P-FG: 2kV, 1 minute

Isolation resistance 100MΩ (min.) @500VDC

Working temperature -20~+60°C (refer to output derating curve)

Safety standards IEC60950-1 CB approved by TUV

EMC standards EN55022 class B, EN61000-4-2,3,4,6,8

Packing 1.15kg ; 12pcs / 14.8kg / 0.92CUFT

Model No.	Input	Output	R&N	Effi.
SD-500L-12	19~72V	12V, 0~40A	150mV	86%
SD-500L-24	19~72V	24V, 0~21A	150mV	88%
SD-500L-48	19~72V	48V, 0~10.5A	150mV	89%
SD-500H-12	72~144V	12V, 0~40A	150mV	87%
SD-500H-24	72~144V	24V, 0~21A	150mV	89%
SD-500H-48	72~144V	48V, 0~10.5A	150mV	90%

1000W Single Output DC-DC Converter

CBC_{CE}



- 4:1 & 2:1 wide input range
- 2000VAC I/O Isolation
- Protections: Short circuit / Overload / Over voltage / Over temp.
- Forced air cooling by built-in DC fan
- High power density 10.7W/inch³
- 1U low profile 41mm
- Output OK signal
- 12V / 0.25A auxiliary output
- Built-in remote ON/OFF control
- Built-in remote sense function
- 3 years warranty

CASE: 952B 295x 127x 41 mm

DC adjustment range 12V: 11~15V, 24V: 23~30V, 48V: 46~60V

Line regulation ±0.5% (max.)

Load regulation ±0.5% (max.)

Overload protection 105%~125% constant current limiting, shut off after 5 sec., re-power on to recover

Over voltage protection 130%~160% rated output voltage

Withstand voltage I/P-O/P: 2kV, I/P-FG: 1.5kV, 1 minute

Isolation resistance 100MΩ (min.) @500VDC

Working temperature -20~+60°C (refer to output derating curve)

Safety standards IEC60950-1 CB approved by TUV

EMC standards EN55022 class B, EN61000-4-2,3,4,6,8

Packing 1.94kg ; 6pcs / 12.6kg / 0.99CUFT

Model No.	Input	Output	R&N	Effi.
SD-1000L-12	19~72V	12V, 0~60A	150mV	84%
SD-1000L-24	19~72V	24V, 0~40A	150mV	88%
SD-1000L-48	19~72V	48V, 0~21A	150mV	90%
SD-1000H-12	72~144V	12V, 0~60A	150mV	85%
SD-1000H-24	72~144V	24V, 0~40A	150mV	89%
SD-1000H-48	72~144V	48V, 0~21A	150mV	92%

Under Development

RPB-1600 Series

1600W AC/DC Battery Charger

- 3 stage charging
- Universal AC input / Full range
- 1U low profile 41mm
- Built-in active PFC function
- High efficiency up to 93%
- Forced air cooling by built-in DC fan with fan speed control
- Vo and Io can be adjusted
- Protections: Short circuit / Over voltage / Over temperature
- Built-in remote ON-OFF control
- Built-in CANBus interface
- Output models: 14.4V/28.8V/57.6V
- Dimension(LxWxH): 320x 85x 41mm
- 3 years warranty

DC/DC Converter 100~300W Railway Single Output



Features

- Compliance to EN50155 and EN45545-2 railway standard
- 2:1 wide input range
- 4000VDC I/O isolation
- Protections:
 - Short circuit / Overload / Over voltage / Input reverse polarity / Over temp.(RSD-150/200/300)
- Cooling by free air convection
- Built-in constant current limiting circuit
- 1U low profile
- All using 105°C long life electrolytic capacitors
- Half encapsulated
- 100% full load burn-in test
- 3 years warranty

General Specification (Please refer to www.meanwell.com for detail spec.)



Model No.	RSD-100	RSD-150	RSD-200	RSD-300
Line regulation (max.)	±0.5%			
Load regulation (max.)	±1%			
Overload protection	Range	105%~135%		
	Type	Constant current limiting, recovers automatically after fault condition is removed		
Over voltage protection	115%~135% Shut down O/P voltage, re-power on to recover			115%~140%
Withstand voltage	I/P-O/P: 4kVDC, I/P-FG: 2.5kVDC, O/P-FG: 2.5kVDC, 1 minute			
Isolation resistance	100MΩ(min.) @500VDC			
Working temperature	-40~+70°C (refer to output derating curve)			
Safety standards	Meet IEC60950-1(LVD)			
EMC standards	EN55022 class B, EN50121-3-2, EN61000-4-2,3,4,5,6,8			
Railway standard	EN50155 / IEC60571; EN45545-2			
Dimension (LxWxH)(mm)	161x68x36	189x77x36	191x86x40	216x97x40
Packing	24pcs / 15.4kg	15pcs / 13kg	12pcs / 12.3kg	12pcs / 15.3kg

100W RSD-100

Model No.	Input (1 sec / continuous)	Output	R&N	Effi.
RSD-100B-5	14.4~33.6V / 16.8~31.2V	5V, 0~20A	100mV	88.0%
RSD-100B-12	14.4~33.6V / 16.8~31.2V	12V, 0~8.4A	120mV	89.0%
RSD-100B-24	14.4~33.6V / 16.8~31.2V	24V, 0~4.2A	150mV	89.0%
RSD-100C-5	28.8~67.2V / 33.6~62.4V	5V, 0~20A	100mV	89.0%
RSD-100C-12	28.8~67.2V / 33.6~62.4V	12V, 0~8.4A	120mV	91.0%
RSD-100C-24	28.8~67.2V / 33.6~62.4V	24V, 0~4.2A	150mV	91.0%
RSD-100D-5	57.6~154V / 67.2~143V	5V, 0~20A	100mV	89.5%
RSD-100D-12	57.6~154V / 67.2~143V	12V, 0~8.4A	120mV	91.0%
RSD-100D-24	57.6~154V / 67.2~143V	24V, 0~4.2A	150mV	90.0%

150W RSD-150

Model No.	Input (1 sec / continuous)	Output	R&N	Effi.
RSD-150B-5	14.4~33.6V / 16.8~31.2V	5V, 0~30A	100mV	89%
RSD-150B-12	14.4~33.6V / 16.8~31.2V	12V, 0~12.5A	120mV	90%
RSD-150B-24	14.4~33.6V / 16.8~31.2V	24V, 0~6.3A	150mV	90%
RSD-150C-5	28.8~67.2V / 33.6~62.4V	5V, 0~30A	100mV	90%
RSD-150C-12	28.8~67.2V / 33.6~62.4V	12V, 0~12.5A	120mV	92%
RSD-150C-24	28.8~67.2V / 33.6~62.4V	24V, 0~6.3A	150mV	91%
RSD-150D-5	57.6~154V / 67.2~143V	5V, 0~30A	100mV	90%
RSD-150D-12	57.6~154V / 67.2~143V	12V, 0~12.5A	120mV	92%
RSD-150D-24	57.6~154V / 67.2~143V	24V, 0~6.3A	150mV	91%

200W RSD-200

Model No.	Input (1 sec / continuous)	Output	R&N	Effi.
RSD-200B-12	14.4~33.6V / 16.8~31.2V	12V, 0~16.7A	120mV	89%
RSD-200B-24	14.4~33.6V / 16.8~31.2V	24V, 0~8.4A	150mV	89%
RSD-200B-48	14.4~33.6V / 16.8~31.2V	48V, 0~4.2A	180mV	89%
RSD-200C-12	28.8~67.2V / 33.6~62.4V	12V, 0~16.7A	120mV	91%
RSD-200C-24	28.8~67.2V / 33.6~62.4V	24V, 0~8.4A	150mV	91%

Model No.	Input (1 sec / continuous)	Output	R&N	Effi.
RSD-200C-48	28.8~67.2V / 33.6~62.4V	48V, 0~4.2A	180mV	91%
RSD-200D-12	57.6~154V / 67.2~143V	12V, 0~16.7A	120mV	91%
RSD-200D-24	57.6~154V / 67.2~143V	24V, 0~8.4A	150mV	91%
RSD-200D-48	57.6~154V / 67.2~143V	48V, 0~4.2A	180mV	91%

300W RSD-300

Model No.	Input (1 sec / continuous)	Output	R&N	Effi.
RSD-300B-5	14.4~33.6V / 16.8~31.2V	5V, 0~42A	100mV	89.0%
RSD-300B-12	14.4~33.6V / 16.8~31.2V	12V, 0~22.5A	120mV	89.5%
RSD-300B-24	14.4~33.6V / 16.8~31.2V	24V, 0~11.3A	150mV	90.0%
RSD-300B-48	14.4~33.6V / 16.8~31.2V	48V, 0~5.7A	180mV	91.5%
RSD-300C-5	28.8~67.2V / 33.6~62.4V	5V, 0~42A	100mV	90.5%
RSD-300C-12	28.8~67.2V / 33.6~62.4V	12V, 0~25A	120mV	91.0%
RSD-300C-24	28.8~67.2V / 33.6~62.4V	24V, 0~12.5A	150mV	91.5%
RSD-300C-48	28.8~67.2V / 33.6~62.4V	48V, 0~6.3A	180mV	92.0%
RSD-300D-5	57.6~154V / 67.2~143V	5V, 0~42A	100mV	90.0%
RSD-300D-12	57.6~154V / 67.2~143V	12V, 0~25A	120mV	91.5%
RSD-300D-24	57.6~154V / 67.2~143V	24V, 0~12.5A	150mV	91.5%
RSD-300D-48	57.6~154V / 67.2~143V	48V, 0~6.3A	180mV	91.5%
RSD-300E-5	21.6~50.4V / 25.2~46.8V	5V, 0~42A	100mV	88.0%
RSD-300E-12	21.6~50.4V / 25.2~46.8V	12V, 0~25A	120mV	90.0%
RSD-300E-24	21.6~50.4V / 25.2~46.8V	24V, 0~12.5A	150mV	91.0%
RSD-300E-48	21.6~50.4V / 25.2~46.8V	48V, 0~6.3A	180mV	91.0%
RSD-300F-5	43.2~100.8V / 50.4~93.6V	5V, 0~42A	100mV	89.0%
RSD-300F-12	43.2~100.8V / 50.4~93.6V	12V, 0~25A	120mV	91.0%
RSD-300F-24	43.2~100.8V / 50.4~93.6V	24V, 0~12.5A	150mV	91.0%
RSD-300F-48	43.2~100.8V / 50.4~93.6V	48V, 0~6.3A	180mV	91.5%

LED Power Family



- Outdoor Lighting
- 40~600W
- HLG, HVG, CLG series, etc.



- Indoor Lighting
- 8~150W
- AP, LP, NPF, PLM, HLP, GSC*, OWA* series, etc.
- External power supply



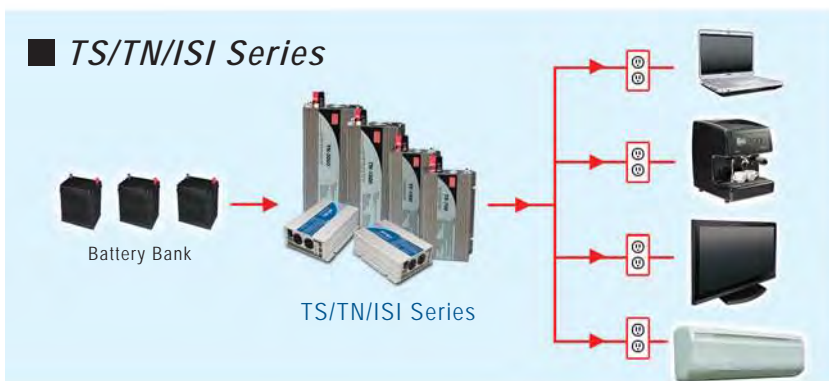
- Intelligent Lighting
- 25~150W
- LCM, ELG, WPD series, etc.



- Bay Lighting
- 60~240W
- HBG series
- Strip Lighting
- 40~120W
- PWM series

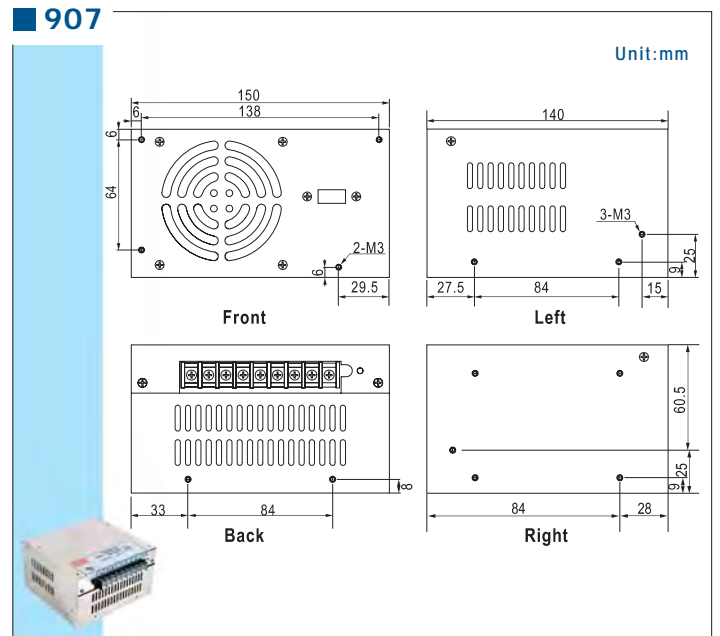
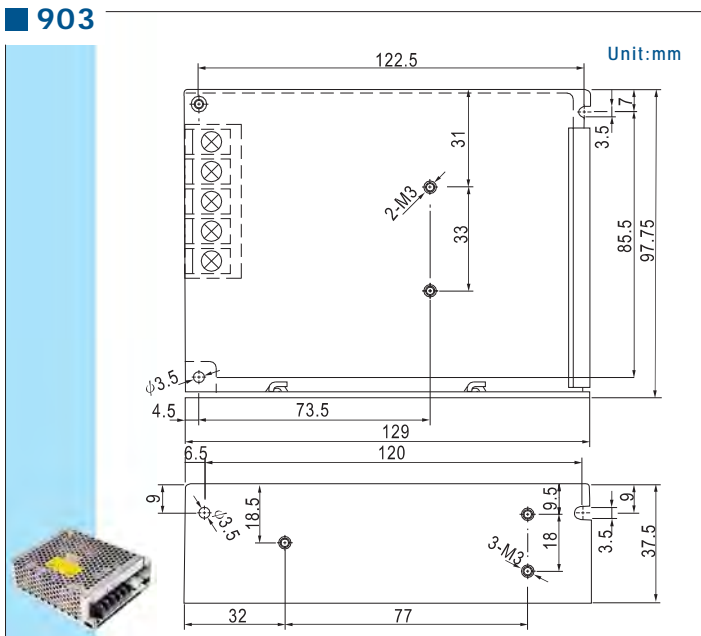
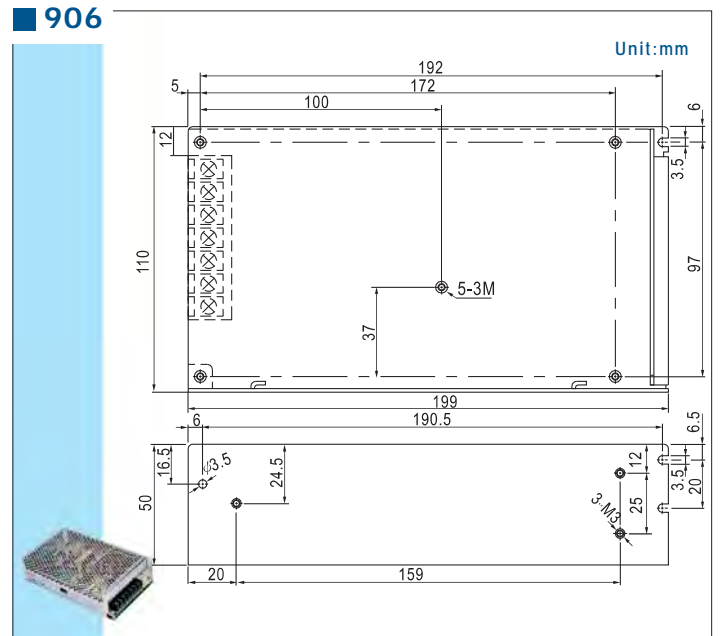
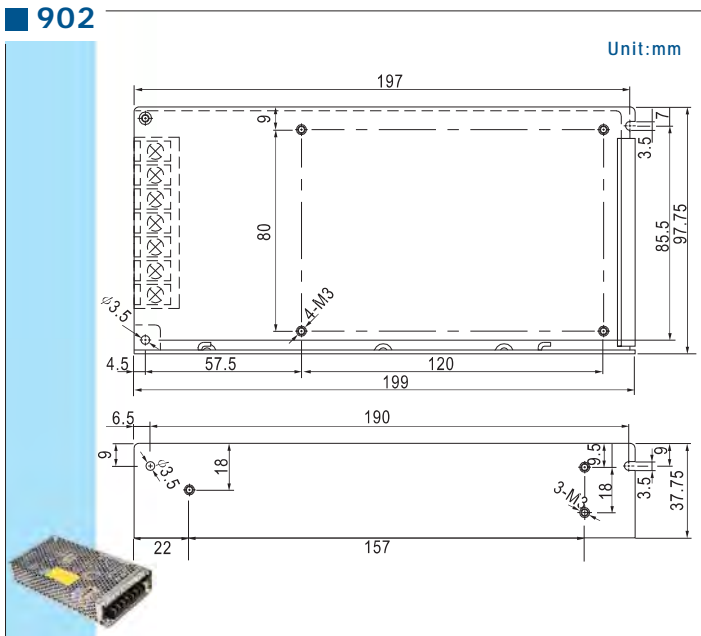
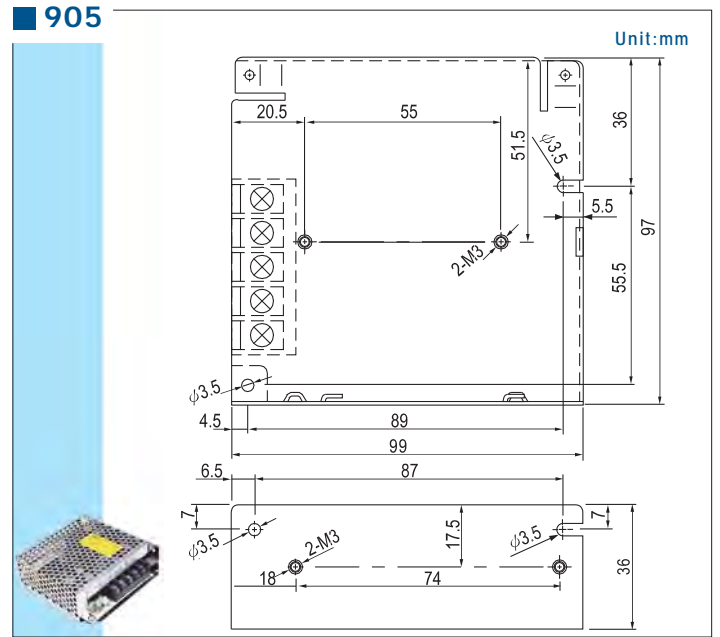
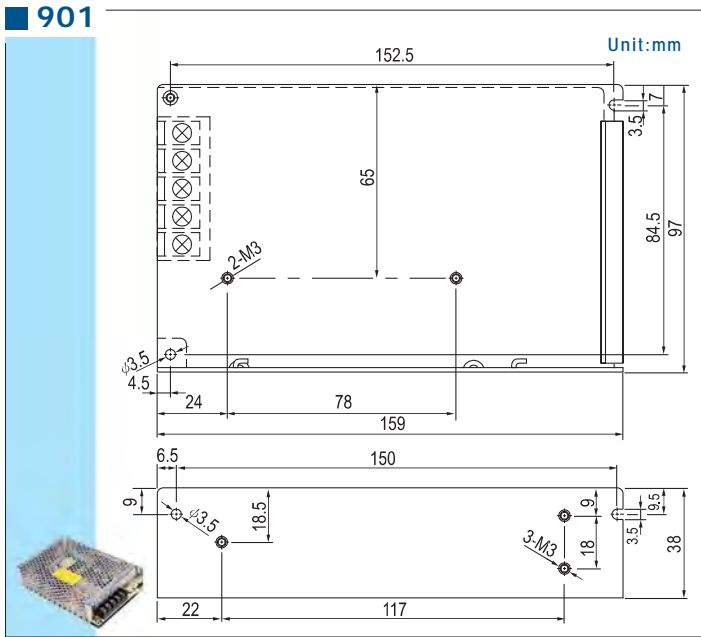
► Please contact with our sales representative for new LED catalog or visit our website: www.meanwell.com/product/led/led.html

Inverter Family



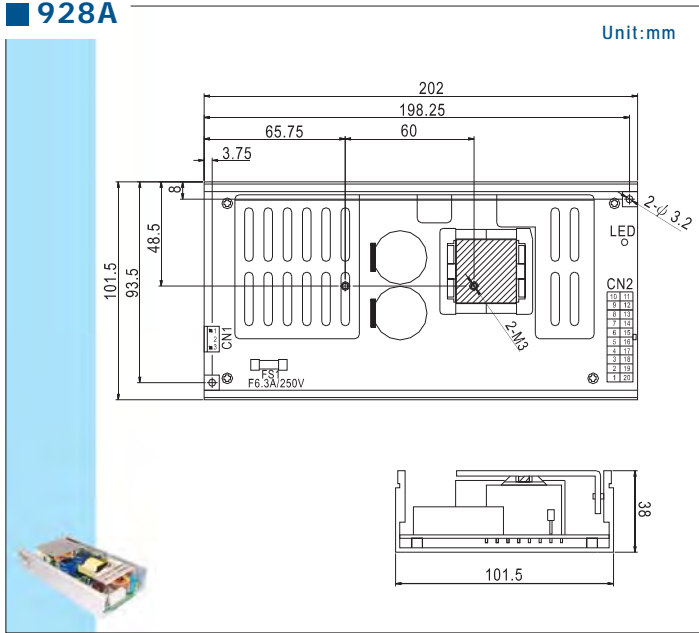
► Please contact with our sales representative for new inverter catalog or visit our website: www.meanwell.com/product/inverter/inverter01.html

Case Drawing

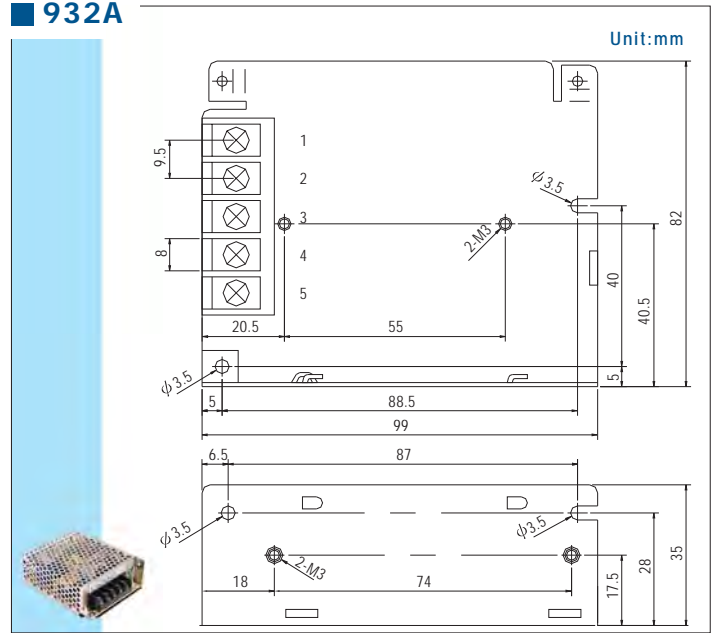


Case Drawing

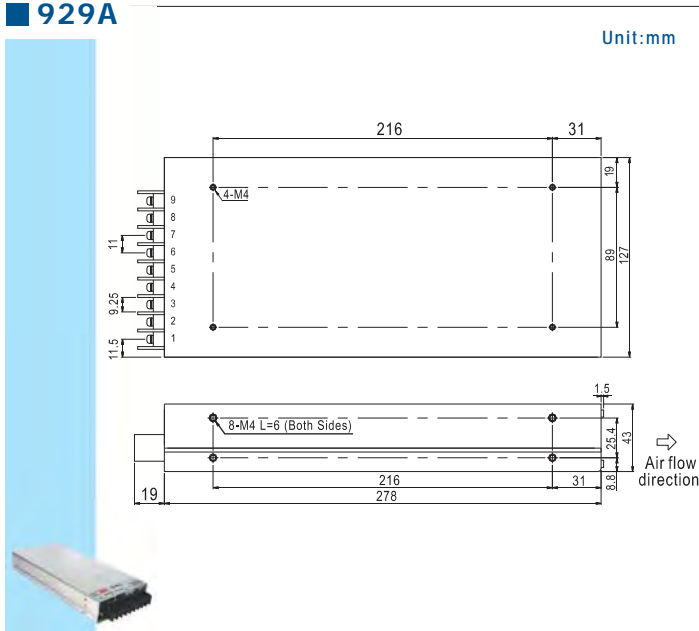
■ 928A



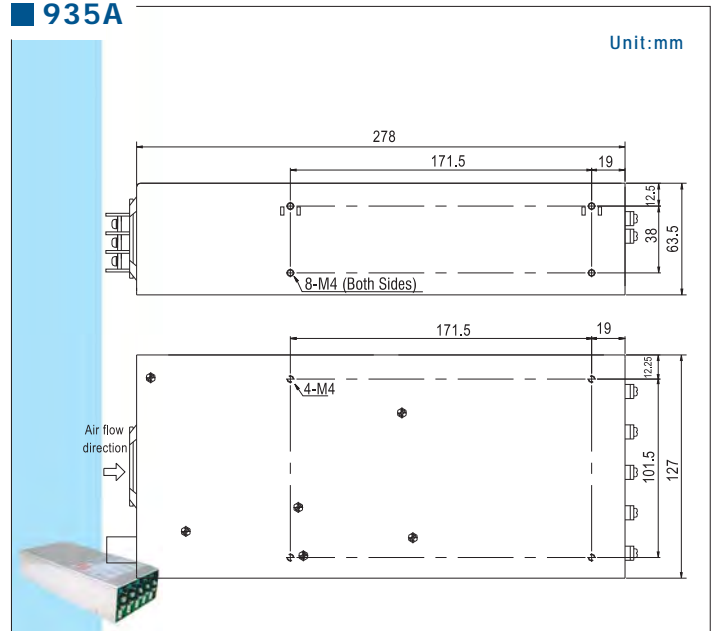
■ 932A



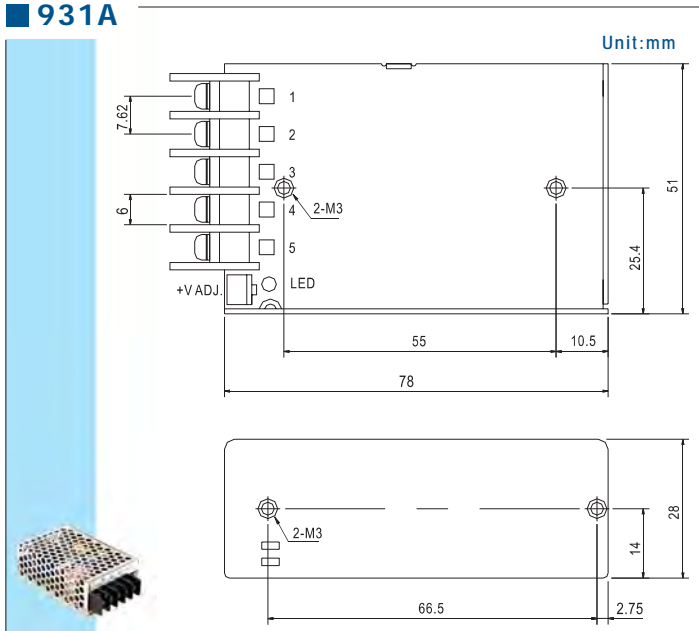
■ 929A



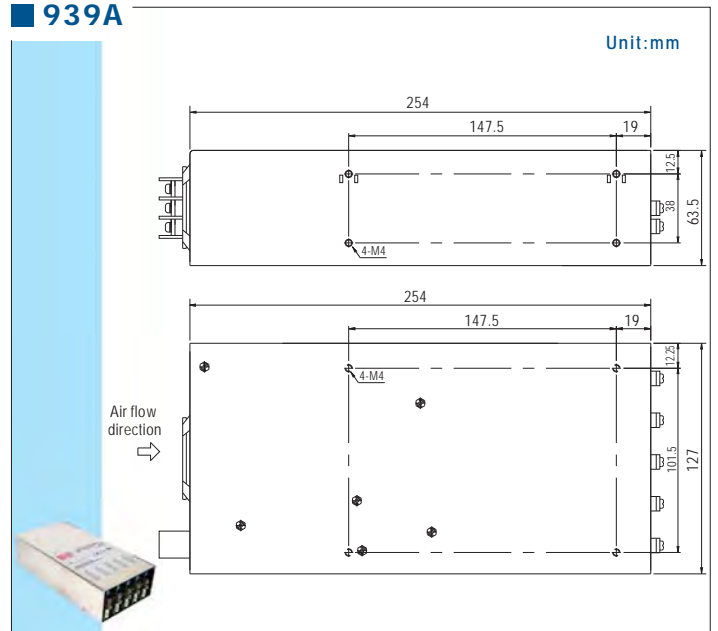
■ 935A



■ 931A

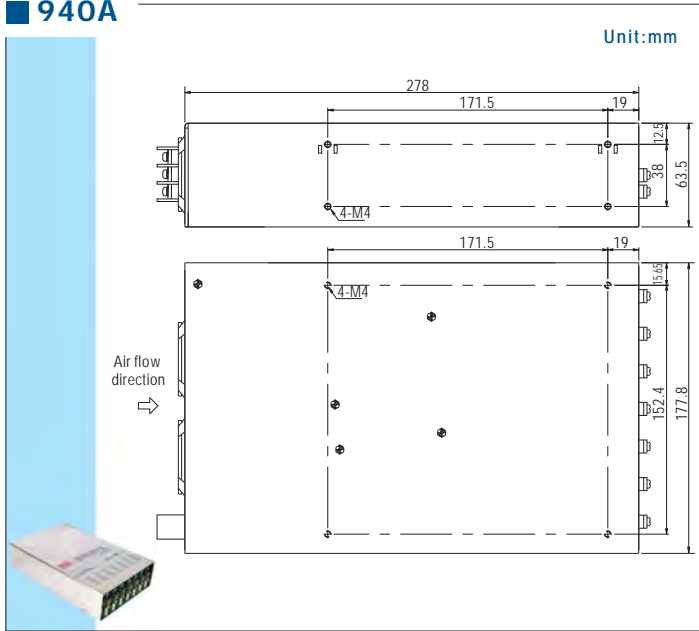


■ 939A

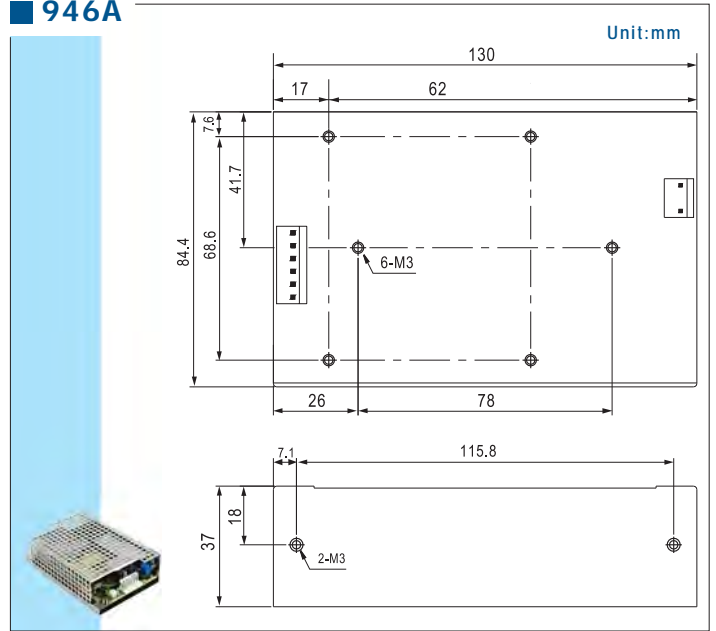


Case Drawing

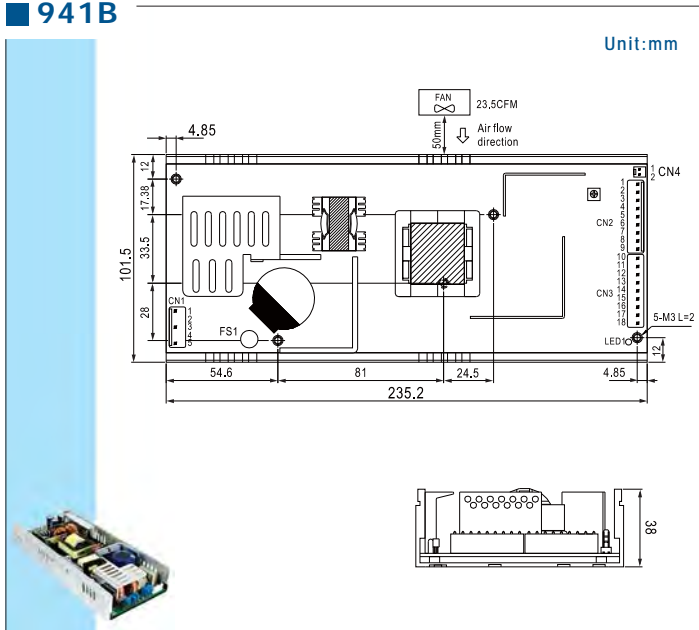
940A



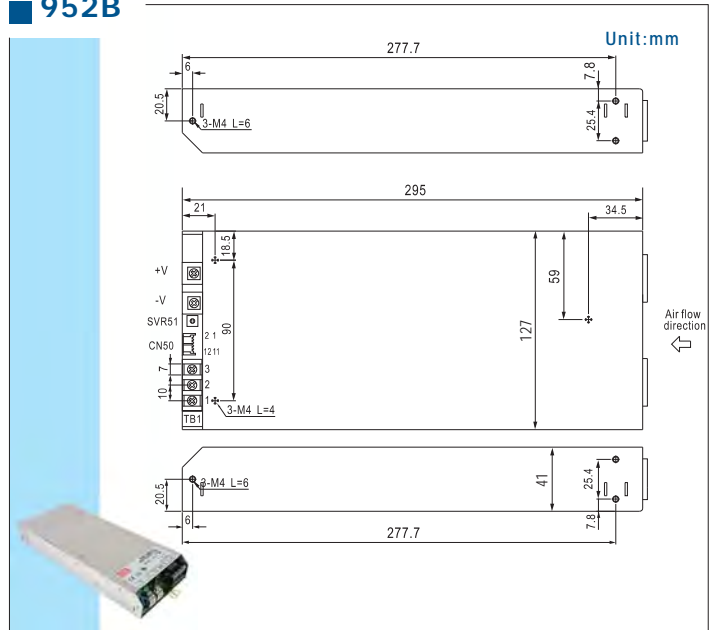
946A



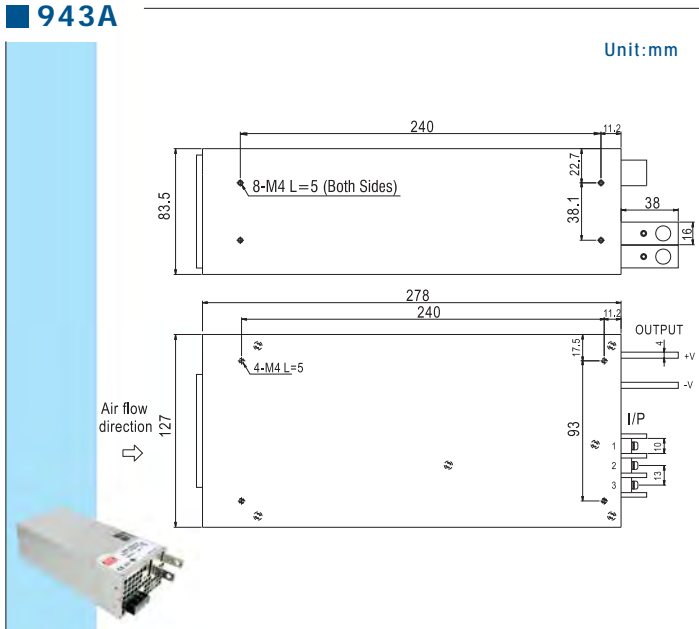
941B



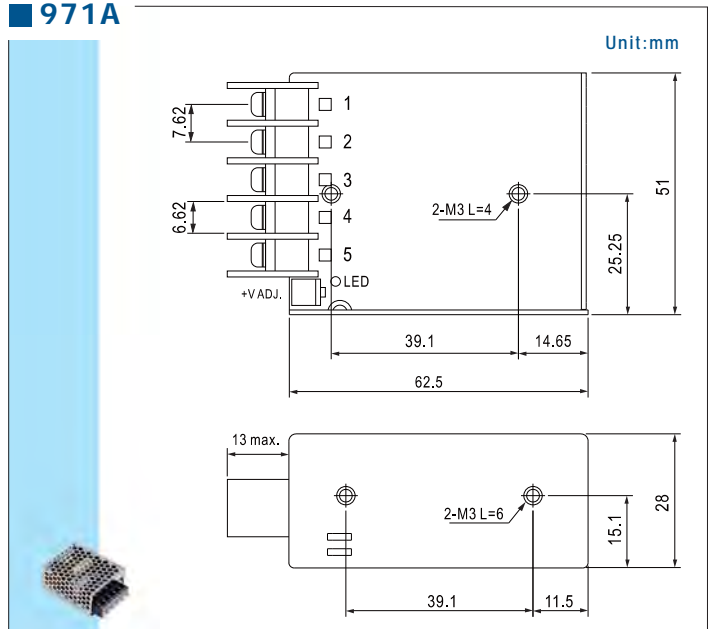
952B



943A

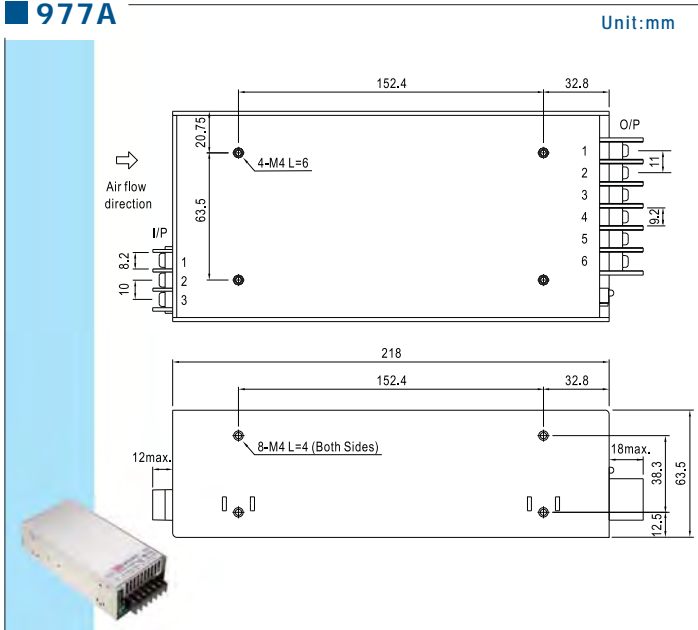


971A

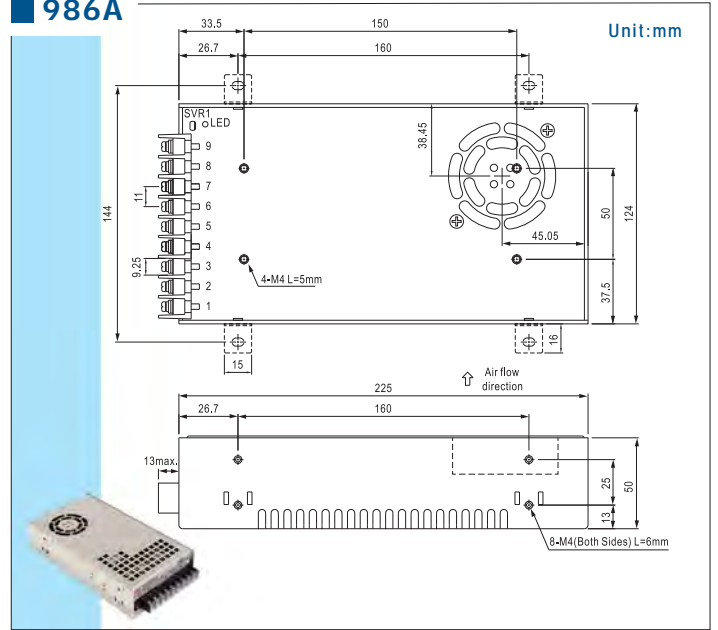


Case Drawing

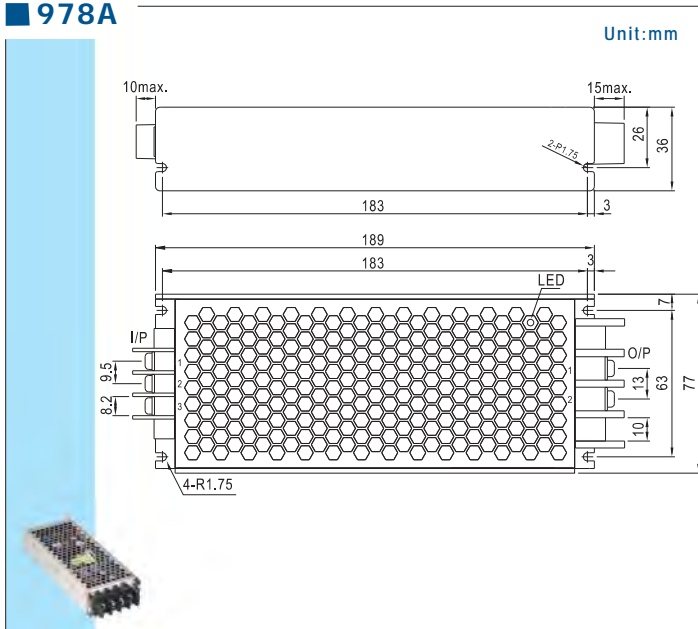
977A



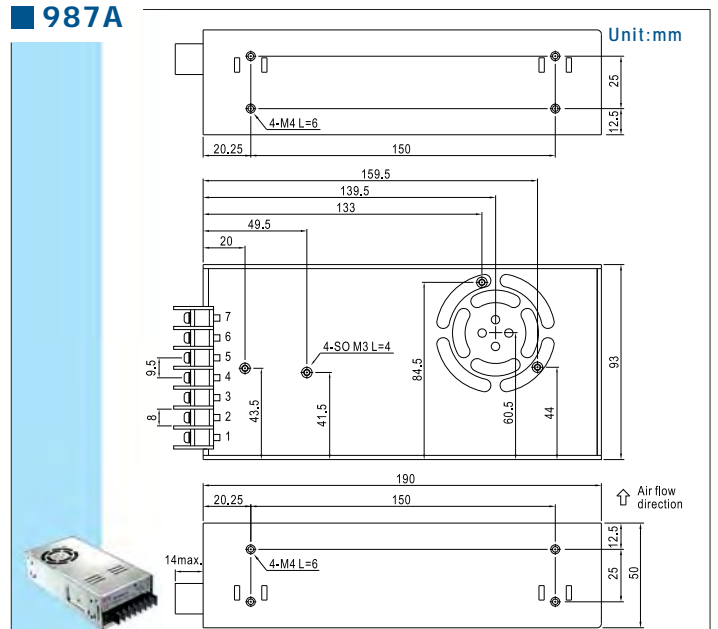
986A



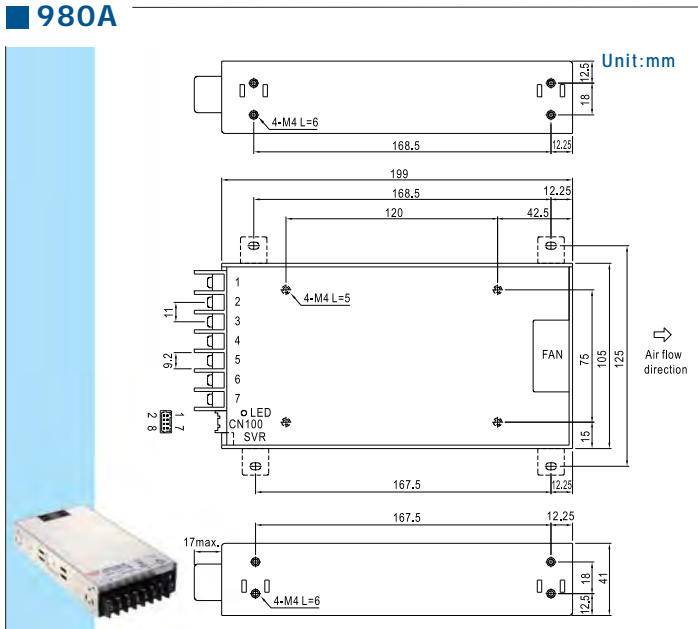
978A



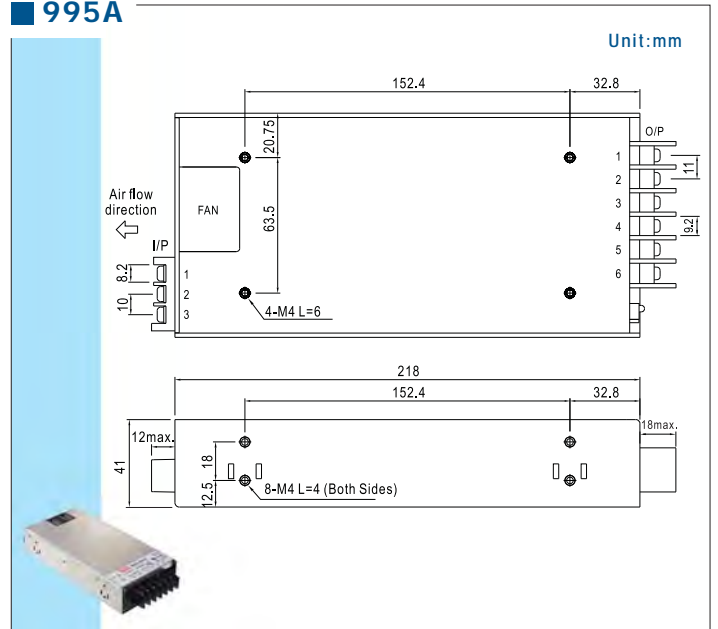
987A



980A

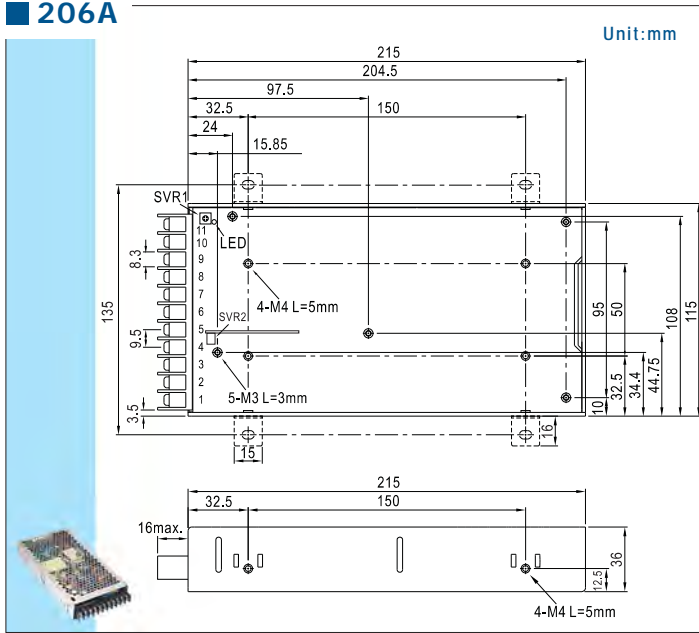


995A

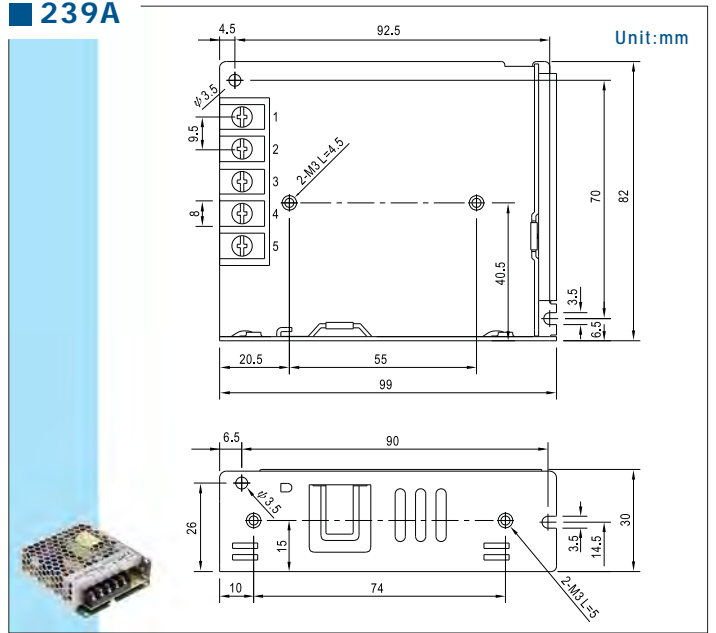


Case Drawing

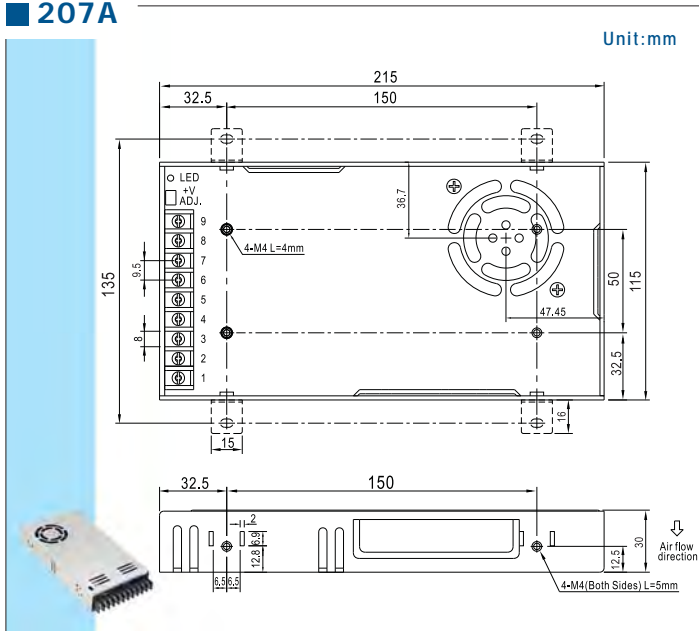
206A



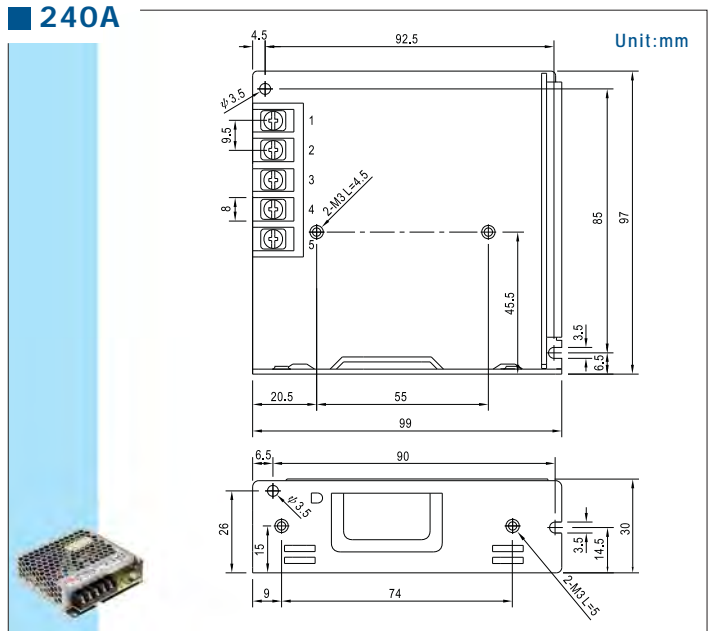
239A



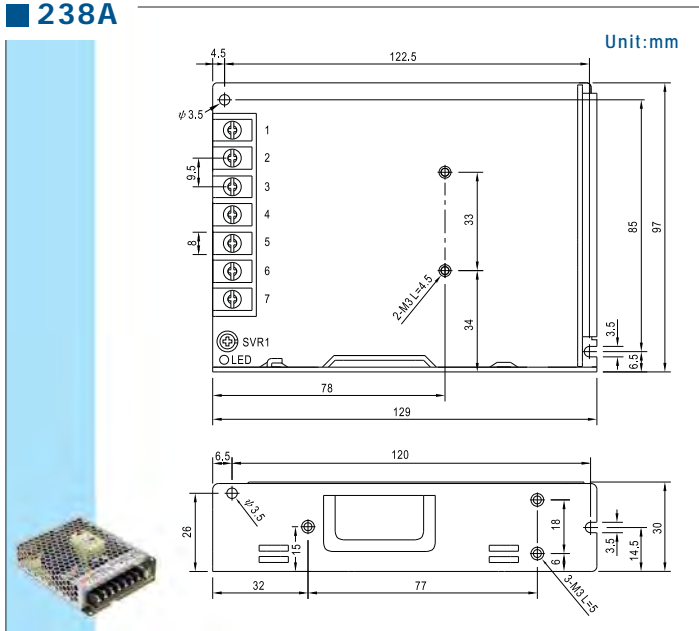
207A



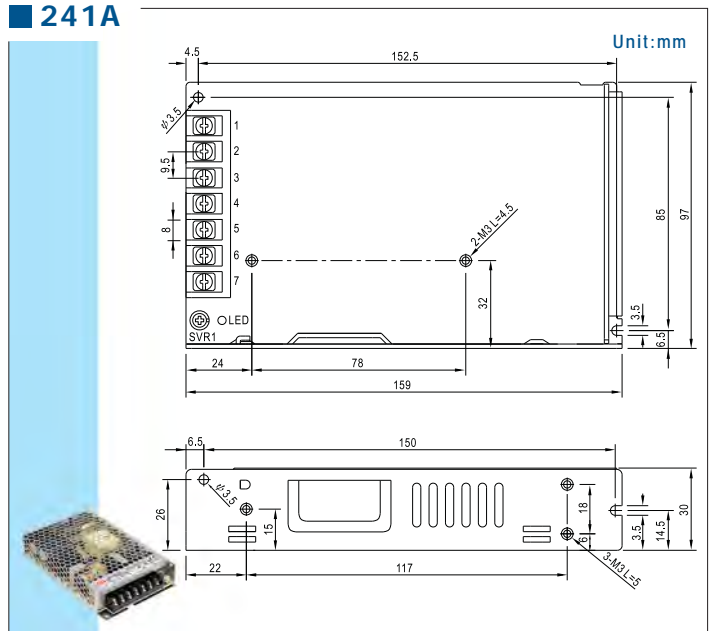
240A



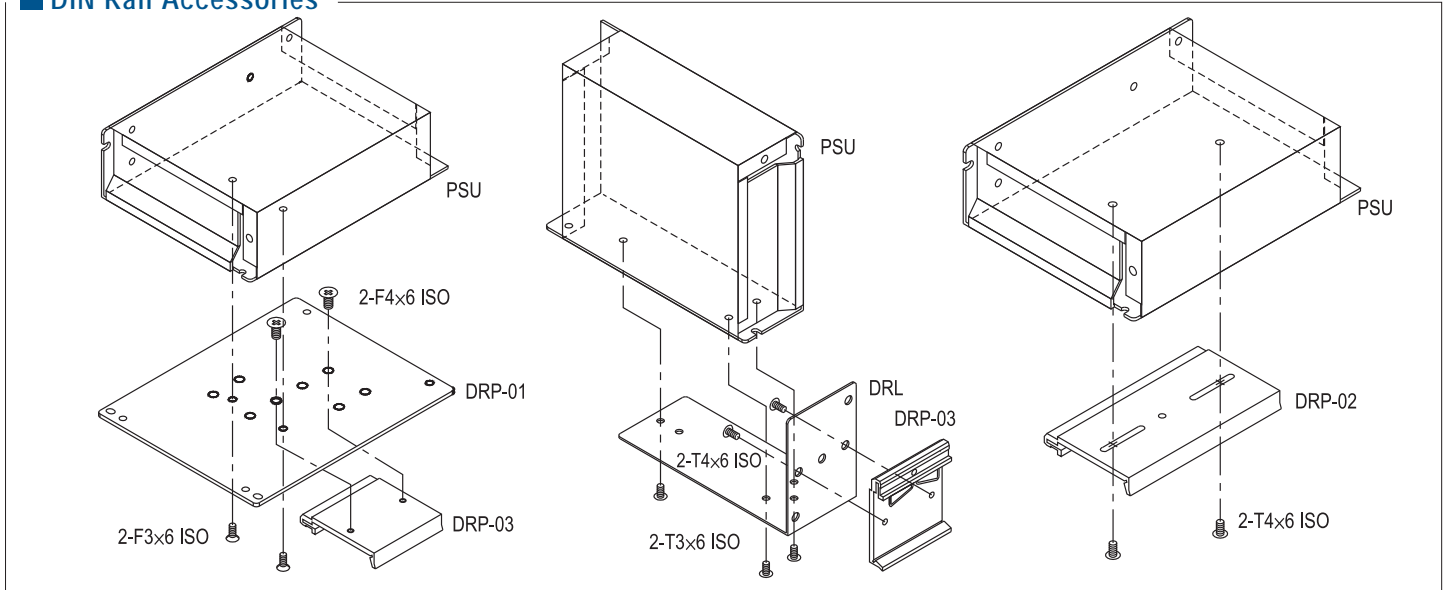
238A



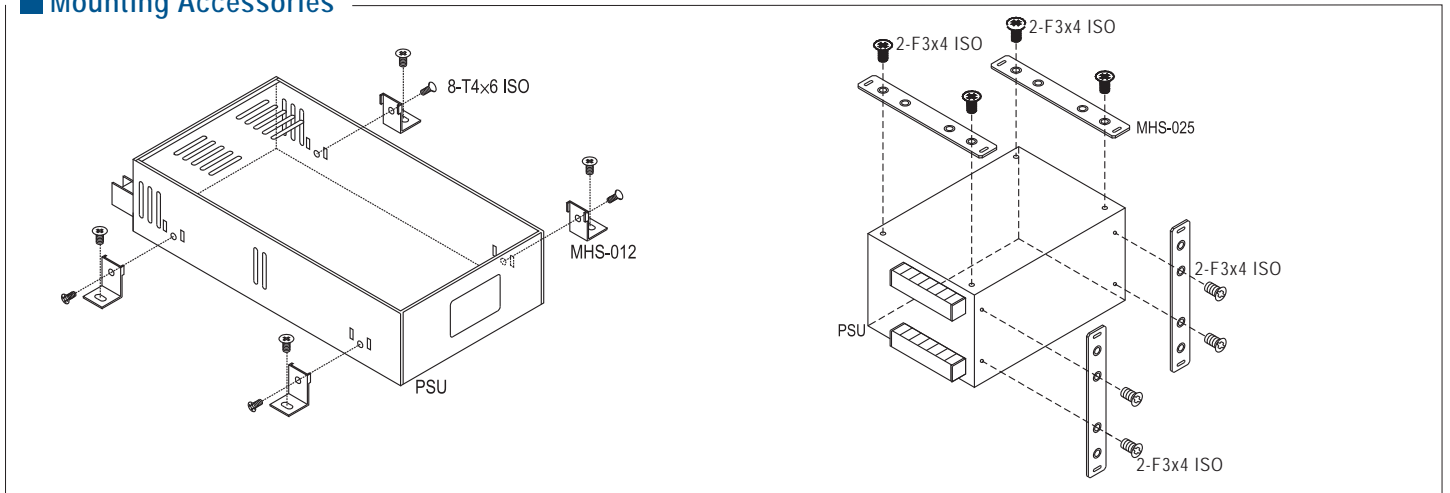
241A



DIN Rail Accessories



Mounting Accessories



ITEM	Order No.	Case	Model
	DRL-01	903 905 931 932 971	S-40, D-30, T-30, S-15, S-25, RS-25, NES-15 RS-35, NES-25 RS-15
	DRL-02	901 902 906 915 916 920	S-50, S-60, D-60, S-100, S-100F, SD-100, S-150, SD-150, D-120, SP-100, SP-150, SP-200, SP-75,
	DRL-03A	980 987	SP-240, HRP(G)-300
	DRP-01	901, 902 903, 906 931, 932 946	All models
	DRP-01A	203 205 978 999	RSD-100 / 150 / 200 / 300
	DRP-02	905 / 915 916 / 920 928	S-15, S-25, ... / SP-100, ... SP-150, SP-200, ... / SP-75, ... USP-225,
	DRP-03	DRP-01 DRL-01-03	All models
	DRP-04	203 205 978 999	RSD-100 / 150 / 200 / 300

ITEM	Order No.	Case	Model
	MHS012	206, 207 912, 915 916, 935 939, 940 977, 980 982, 986 987, 995	HDP-190, RSP-200/320, S-201, S-320, S-350, SP-100, SP-150, SP-200, SP-320, SE-450/1000, MP450/650/1000, SP-240, HRP-300/450/600, RSP-2400/3000
	MHS013	919 926	PSP-500, SP-750, SE-600
	MHS014	212 952	RSP-750 RSP-1000, SD-1000
	MHS025	910	SP-500, PSP-600.....
	MHS026	943	RSP-1500
	MHS027	971 931	RS-15 RS-25
	TBC-05	901 903 905 932 220 239A 240A	SD-50, S-60 S-40, NES-50, RS-75 S-25, SD-25, NES-35, RS-50 NES-25, RS-35 RSP-75 LRS-35/50 LRS-75
	TBC-07	901 902 903 905 906 215A 227A 238A 241A	D/ID-60, NED/T-75, RD-85, NES-100, RS-100, T-60 S-100F, RD-125, NES-150, RS-150, SD-100, NED/T-50, RD/RID-65, T-40 NED/T-35, RD-50 S-150, SC-150, SD-150 RSP-150 RSP-100 LRS-100 LRS-150, LRS-150F
	TBC-08	901 906	AD-155, ADD/ADS-155 D/T/Q-120
	TBC-09	207	RSP-200/320, LRS-200/350

Quotation

- Most of our standard products are available and in stock through our global authorized distributors. Please contact your local distributor for prompt service. Please let us know if you are unable to find Mean Well's distributor information in your local area.
- Written quotations are valid for 60 days from the date quoted unless otherwise specified. Customers are responsible for all banking related charges outside of Taiwan.

Order

- Orders must be placed to Mean Well by mail, e-mail, or fax. Please do not place your order by phone. For international business, Mean Well will provide order confirmations with scheduled delivery dates. If you fail to receive an order confirmation within 2 working days, please reconfirm your order.
- Minimum order amounts per shipment are determined by our local distributor's stock capability. Please contact our sales representative for details.
- We encourage customers to place long-term orders. However, order cancellations or reschedules must be made 45 days prior to the scheduled shipping date.

Delivery

- For our standard products, Mean Well usually keeps around 2-8 weeks safety stock (based on the past 3 months sales record) for prompt delivery of small / medium quantity orders. For large quantity or new product orders, 3-5 weeks lead-time is needed.

Return

- All returned goods must have a RMA (return material authorization) number marked on each carton. Contact Mean Well for a RMA number. All goods must be shipped as "freight prepaid" unless otherwise confirmed by our sales representatives.

Warranty

- Products found to be defective within 30 days from the date of receipt can be returned for credit or exchange. After the initial 30 days, Mean Well will repair the goods according to our warranty period. Contact Mean Well for further information on credit or a RMA number. Goods should be shipped as "freight prepaid" to Mean Well and Mean Well will repair and return the defective units (freight prepaid) within 7 working days. If the warranty period has expired, a repair fee (depends on the condition of the product) will be charged.
- If customers do the repair by themselves, Mean Well can provide reasonable quantity of free components for repair purpose.
- Apart from the external type power supply, the power supply is in general one component of the final system; particularly, the compatibility between the power supply and the system is closely associated. Should you have any difficulty in normally operating the power supplies, please contact our sales representatives and figure out the root cause. If the problem results from the power supply, the warranty right will be applied; if any issues arise from inappropriate installation or incompatibility between the power supply and the system, MEAN WELL will reserve the right to fulfill the warranty .

Attention

- **We make every effort to ensure the accuracy of information in the catalog. If there is any discrepancy between the data presented in our catalog and the SPEC, the SPEC sheets should take precedence (please refer to www.meanwell.com for the latest SPEC information).** We cannot take any responsibility of any consequence arising due to error or change in specification. We suggest customers conduct a sample test for evaluation and approval before placing a formal order.
- For continuing product improvement, Mean Well reserves the right to revise any information in this catalog without further notification.

The EMC directive applies to component power supplies

- Mean Well ensures that all of the power supplies with CE declaration are designed to meet EMC directives and are verified by an independent certified lab agent with a test report prepared. However, there are 2 categories for power supplies: One is a stand-alone power supply, such as laboratory power supplies which can be tested under EMC individually. The other category is a component power supply such as an enclosed power supply and open PCB power supply. These power supplies are considered a component which will be installed into a final equipment. Since EMC performance is affected by the final installation of a product, Mean Well cannot guarantee that the final equipment will meet EMC directives. Final product manufacturers must re-confirm that their product meets EMC directives.



Taiwan

明緯企業股份有限公司

MEAN WELL ENTERPRISES CO., LTD.

24891 新北市五股區五權三路28號

No.28, Wuquan 3rd Rd., Wugu Dist.,

New Taipei City 24891, Taiwan (R.O.C.)

統一編號：34491075

Tel : +886-2-2299-6100(rep.)

Fax: +886-2-2299-6200(rep.)

+886-2-2298-0818(sales)

E-mail:info@meanwell.com

http://www.meanwell.com

U.S.A.

MEAN WELL USA, INC.

44030 Fremont Blvd., Fremont,

CA 94538, U.S.A.

Tel : +1-510-683-8886

Fax: +1-510-683-8899

E-mail:info@meanwellusa.com

http://www.meanwellusa.com

Europe

MEAN WELL EUROPE B.V.

Langs de Werf 8, 1185XT Amstelveen,

The Netherlands

Tel : +31-20-758-6000

Fax: +31-20-758-6001

E-mail:info@meanwell.eu

http://www.meanwell.eu

China

明緯(廣州)電子有限公司

MEAN WELL (GUANGZHOU) ELECTRONICS CO., LTD.

廣州市天河區東圃鎮黃村粵安工業園A棟2樓

2F, A Building, Yuean Industry Park,

Huangcun, Dongpu Town, Tianhe District,

Guangzhou, China

Post Code: 510660

Tel : +86-20-2887-1200(rep.) 400-800-3608(sales)

Fax: +86-20-8201-0507

E-mail:info@meanwell.com.cn

http://www.meanwell.com.cn

蘇州明緯科技有限公司

SUZHOU MEAN WELL TECHNOLOGY CO., LTD.

江蘇省蘇州市相城區黃埭鎮潘陽工業園東橋健民路77號

No.77, Jian-Ming Rd. Dong-Qiao, Pan-Yang Ind. Park,

Huang-Dai Town, Xiang-Cheng District, Suzhou,

Jiang-Su, China

Post Code: 215152


Tel : +86-512-6508-8600

Fax: +86-512-6508-8700

E-mail:info@meanwell.cc

http://www.meanwell.cc

Please Contact Your Local Distributor



www.meanwell.com



This catalog is printed with soy ink

